

Milliman SmartShield Balanced



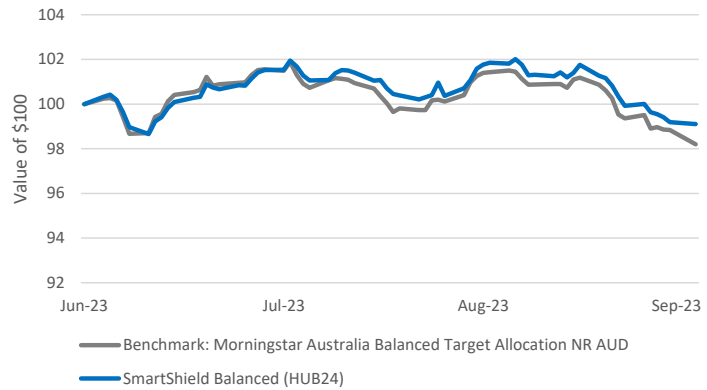
Q3 2023

MARKET SNAPSHOT

After a somewhat robust start for equities earlier in the year, Q3-2023 presented a more subdued period for equity markets, with the ASX 200 recording a -2.2% return, and MSCI World ex Australia (AUD) yielding -0.4% for the quarter. This shift occurred as sovereign yields surged due to investors factoring in central banks' commentaries around maintaining higher level of interest rates to combat inflationary pressures. Consequently, bond markets worldwide experienced a sell-off, which, also affected equity markets negatively.

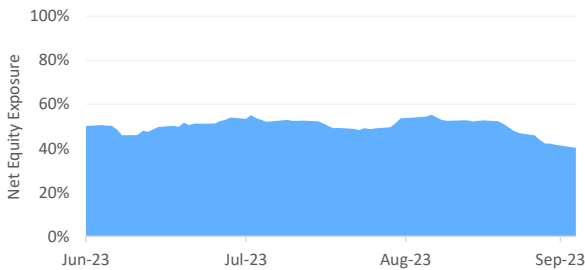
The SmartShield Balanced portfolio outperformed its benchmark during Q3-2023, as the market experienced a downward trend during August and September, while capturing the market gains in July. As a result, the SmartShield Balanced portfolio delivered a return of -0.81% for the quarter compared to the benchmark's -1.16%, it is important to note that the portfolio achieved this return with lower volatility than the benchmark, reflecting its ability to effectively manage risk.

Performance over the quarter



SMARTSHIELD OVERLAY

Dynamic allocation to equities



Uncertainty over how long central banks will keep rates elevated plus other ongoing concerns such as the Chinese Property market crisis lead to higher volatility/less stability in global markets through Q3-2023. As a result, SmartShield Balanced portfolio has increased its hedge level, with the net equity exposure with the net equity exposure fluctuating between 55% and 42% (maximum equity exposure sits at 60%).

The portfolio ended the quarter with the risk management strategy positioned defensively as equity market experienced turbulence. The effective net equity exposure for the portfolio sits at 42% at the end of Q3-2023. This level is expected to provide some dampening of market returns in the short term. In the long-term, the strategy is expected to provide material cushioning if the markets enter a sustained period of drawdown, and participate well on the upside if volatility subsides.

PERFORMANCE OUTLOOK

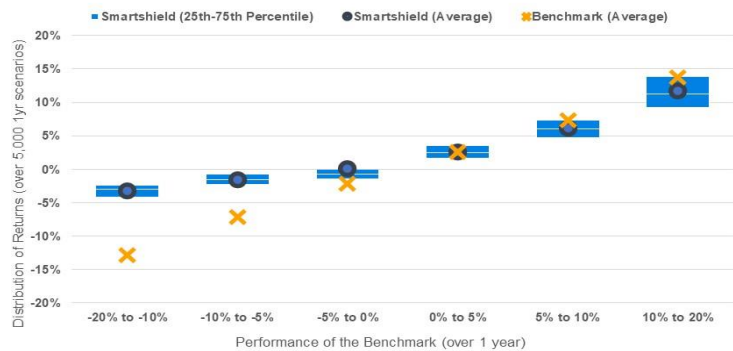
As we progress into the end of 2023, the prevailing theme remains one of uncertainty, particularly surrounding ongoing geopolitical conflicts and the ongoing uncertainty regarding how long central banks may maintain their current monetary policies before cutting rates again.

As we move through this environment, managing risk is as important as ever, giving investors the confidence to stay invested, whatever the market conditions.

As a result of the SmartShield overlay's ability to dynamically adjust the hedge levels, the portfolio is well positioned should we enter into a case of a sustained market drawdown.

The portfolio's tilt toward growth assets will also allow it to participate on the upside once volatility and sentiment recovers to normal levels.

Simulated 1yr performance: Balanced



PERFORMANCE (net of fees ¹)	1 month ²	3 months ²	6 months	1 year	Since Inception p.a. ³
SmartShield Balanced	-2.53%	-0.81%	0.29%	5.05%	0.20%
Benchmark: Morningstar Aus Balanced Target Allocation NR AUD	-2.52%	-1.16%	-0.26%	7.11%	1.39%

RISK METRICS SINCE INCEPTION	Volatility (Annualised)	Max Drawdown
SmartShield Balanced	6.86%	-12.36%
Benchmark: Morningstar Aus Balanced Target Allocation NR AUD	8.90%	-14.01%

¹Performances are calculated net of underlying investment cost and management fee. Fees applied on the benchmark = 90bps, it represents the average management fee charged by investible multi-asset diversified portfolios as published by Morningstar research.

²Aside from hedging strategy performance, short term performance relative to the benchmark differs due to imperfect performance tracking of the underlying sector ETFs against its benchmark on a month to month basis. This is mainly caused by difference in the period that performance is accounted for between various time zones, as well as difference in effective date of dividend distributions relative to the benchmark. These effects will largely be 'washed-out' when looking at a longer time horizon (e.g. 1 year).

³Inception Date: 3rd Mar 2020

BENEFITS	PORTFOLIO HOLDINGS
<ul style="list-style-type: none"> Built-in portfolio protection Diversified Dynamically managed Low cost Flexibility & control Participate in market upside 	<p>60% GROWTH ASSETS iShares S&P 500 iShares MSCI EAFE Vanguard Australian Shares Even Keel - Global & Domestic Risk management Classes</p> <p>40% DEFENSIVE ASSETS BetaShares Australian High Interest Cash Vanguard Australian Fixed Interest Vanguard Global Aggregate Bond AUD Hedged Cash</p>

Key Contacts	
<p>Durand Oliver Head of Distribution Sydney, AU durand.oliver@milliman.com +61 (0) 403 148 057</p>	<p>Simon Ho Portfolio Manager Sydney, AU simon.ho@milliman.com +61 (0) 401 874 948</p>
<p>For more information about Milliman, please call or visit us at: +61 2 8090 9100 au.milliman.com</p>	

LIMITATIONS & DISCLAIMERS

This document has been prepared by Milliman Pty Ltd (ABN 51 093 828 418 AFSL 340679) ('Milliman'), who is the Portfolio Manager of the managed portfolio available through the HUB24 Managed Portfolio Service.

The information in this report is general information only and does not take into account your individual objectives, financial situation, needs or circumstances. The information is not intended to be financial product advice or legal advice. The suitability of the HUB24 Managed Portfolio Service to your needs and the suitability of a particular Managed Portfolio option depends on your individual circumstances and objectives and should be discussed with your adviser. Potential investors must read the Financial Services Guide ('FSG'), target market determination ('TMD') and HUB24 Managed Portfolio Service Product Disclosure Statement ('PDS'), along with any accompanying materials.

Ironbark Asset Management (Fund Services) Limited ABN 63 116 232 154 AFSL 298626 ('Ironbark', 'Responsible Entity', 'we', 'us', or 'our') is the issuer of the PDS and is the responsible entity of the HUB24 Managed Portfolio Service ARSN 645 033 941 ('HUB24 Managed Portfolio Service', 'Scheme'). The HUB24 Managed Portfolio Service is a non-united registered managed investment scheme. The information contained in this document is not intended to be a definitive statement on the subject matter nor an endorsement that this Portfolio is appropriate for you and should not be relied upon in making a decision to invest in this product.

Milliman has designed the Managed Portfolio options in Part 2 of the PDS offered through the HUB24 Managed Portfolio Service. No representations or warranties express or implied, are made as to the accuracy or completeness of the information, opinions and conclusions contained in this report. To the maximum extent permitted by law neither Ironbark, or its directors, employees or agents accept any liability for any loss arising in relation to this report. To the extent permitted by law, Ironbark, its employees, consultants, advisers, officers, and representatives are not liable for any loss or damage arising as a result of reliance placed on the contents of this document. While any forecasts, estimates and opinions in this material are made on a reasonable basis, actual future results and operations may differ materially from the forecasts, estimates and opinions set out in this material.

No guarantee is made as to the repayment of capital or the performance of any product or rate of return referred to in this material is made by Ironbark. Past performance is not a reliable indicator of future performance. Any investment is subject to investment risk, including delays on the payment of withdrawal proceeds and the loss of income or the principal invested. This document is not intended for distribution to, or use by, any person or entity in any jurisdiction or country where such distribution or use would be contrary to local law or regulation.

Milliman, Ironbark, their associates and their respective directors and other staff each declare that they may, from time to time, hold interests in securities that are contained in the HUB24 Managed Portfolio Service.