

Benchmark Rates Liquidity Monitor

August 2021 | Issue 7

EURIBOR swaps trading volumes dropped during summer months, while ESTR volumes and trade count started recovering from May lows. GBP LIBOR swaps volumes now significantly below SONIA volumes. SOFR and TONA trading spiked between July and August.

EUR

ESTR monthly trading volumes in August reached 35bln. (**Chart 1**) according to the Swapsinfo data. This is still below April highs at 45bln.; however, monthly trade count approaches 200 trades (**Chart 2**).

Trading volumes in ESTR and EONIA swaps in key tenors relative to EURIBOR swaps remain stable across most tenors. There is a noticeable improvement in 5Y point with EONIA and ESTR swaps volumes accounted for 35% (**Chart 9**). The improved trade count in ESTR still does not match EONIA across any tenor (**Chart 18**).

GBP

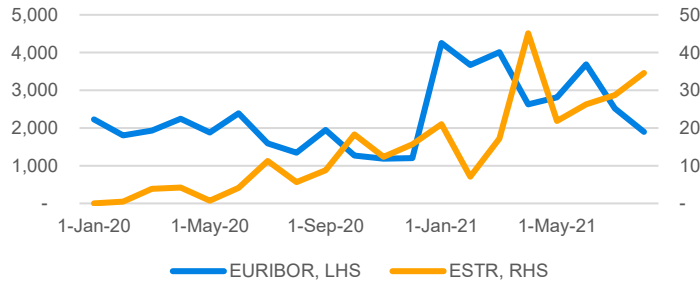
The transition from GBP LIBOR to SONIA in the GBP has been progressing further. According to the Swapsinfo data GBP LIBOR trade count in August was as low as 2,800 versus 6,700 in SONIA (**Chart 4**). Both trading volumes and trade count reached all-time lows by the end of August for GBP LIBOR. All tenors between 2Y and 30Y now account mainly for SONIA swaps (**Charts 11 and 12**).

USD

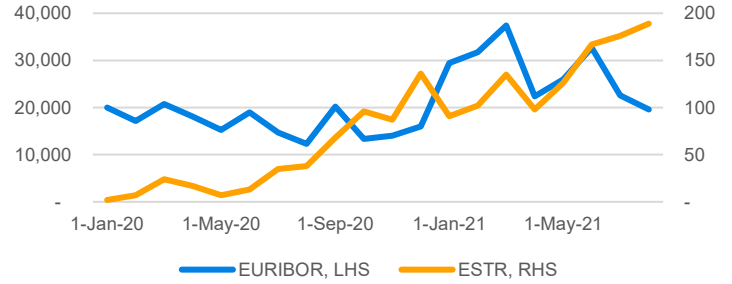
The first full month since the start of SOFR First brought a notable jump in SOFR derivative volumes and trade count, reaching all-time highs. August saw a 113% increase in SOFR volumes over July, while LIBOR volumes remained flat (**Chart 5**). Overall, average monthly SOFR derivative volumes more than doubled between H1 2021 and August. The ratio of OIS to USD LIBOR monthly volumes for trades maturing after the June 2023 LIBOR cessation also jumped significantly in August (**Chart 13**).

IRS AND OIS TOTAL LIQUIDITY

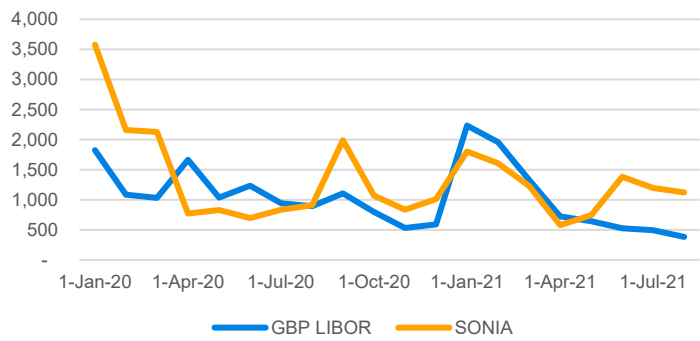
1: EURIBOR AND ESTR MONTHLY TRADING VOLUME (USD BLN)



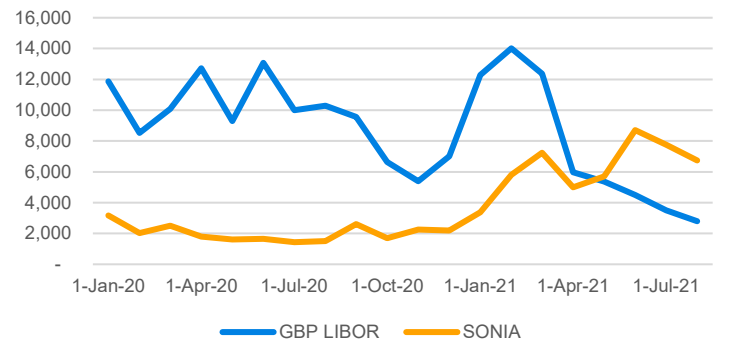
2: EURIBOR AND ESTR MONTHLY TRADE COUNT



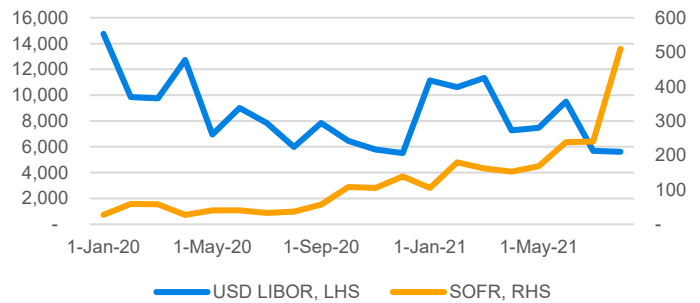
3: GBP LIBOR AND SONIA MONTHLY TRADING VOLUME (USD BLN)



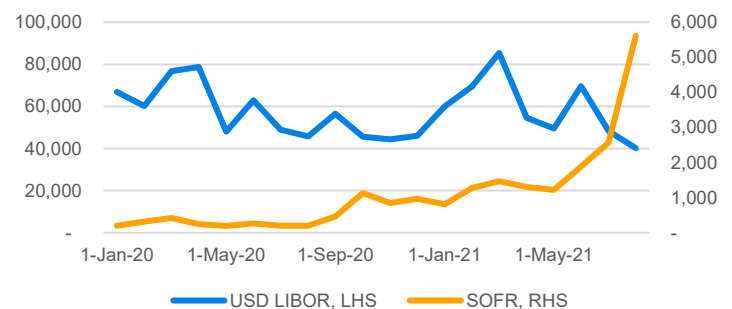
4: GBP LIBOR AND SONIA MONTHLY TRADE COUNT



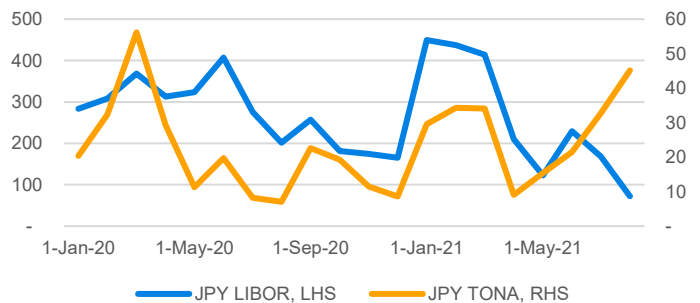
5: USD LIBOR AND SOFR MONTHLY TRADING VOLUME (USD BLN)



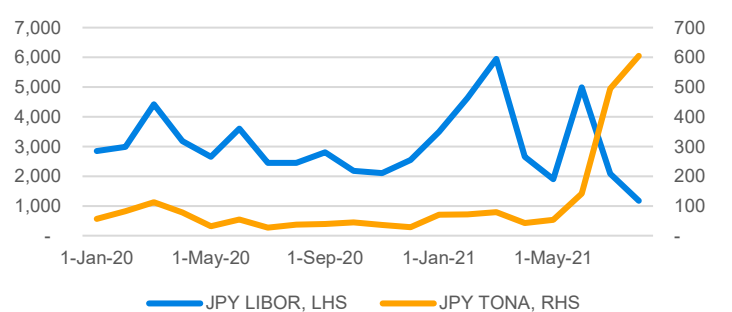
6: USD LIBOR AND SOFR MONTHLY TRADE COUNT



7: JPY LIBOR AND TONA MONTHLY TRADING VOLUME (USD BLN)

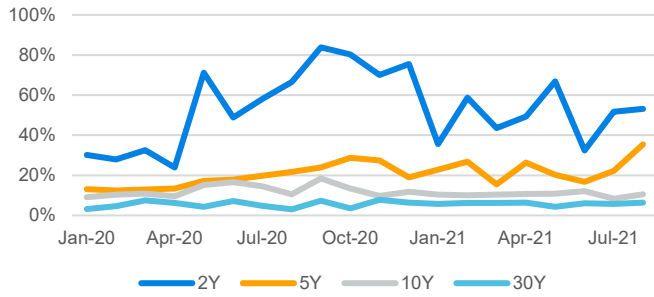


8: JPY LIBOR AND TONA MONTHLY TRADE COUNT

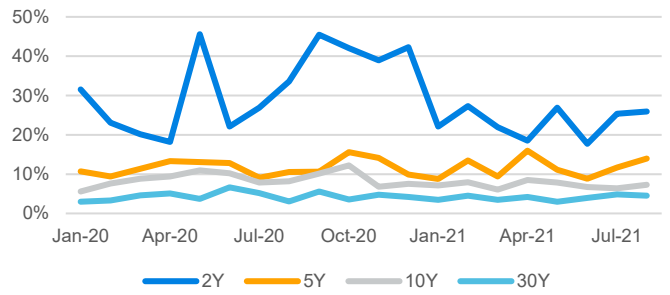


IRS AND OIS LIQUIDITY PER TENOR

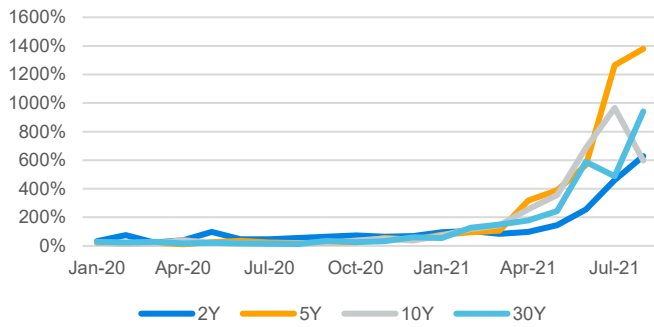
9: ESTR AND EONIA OIS TO EURIBOR IRS MONTHLY VOLUME RATIO



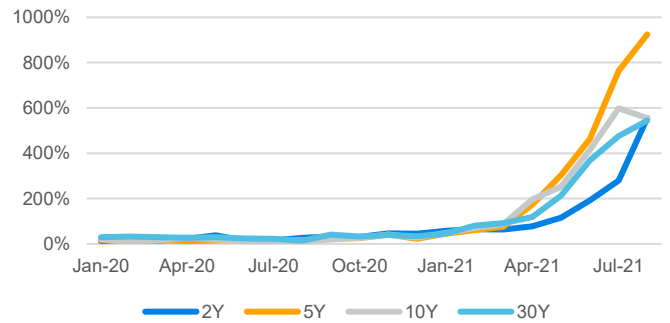
10: ESTR AND EONIA OIS TO EURIBOR IRS MONTHLY TRADE COUNT RATIO



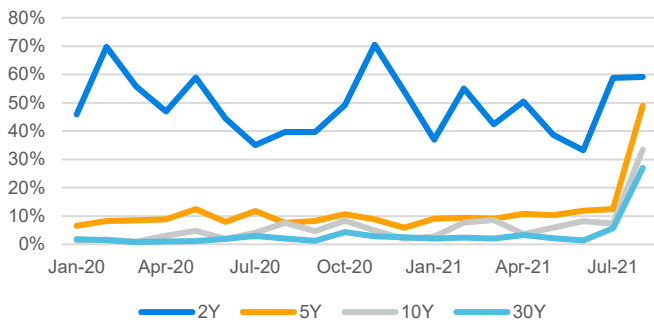
11: SONIA OIS TO GBP LIBOR IRS MONTHLY VOLUME RATIO



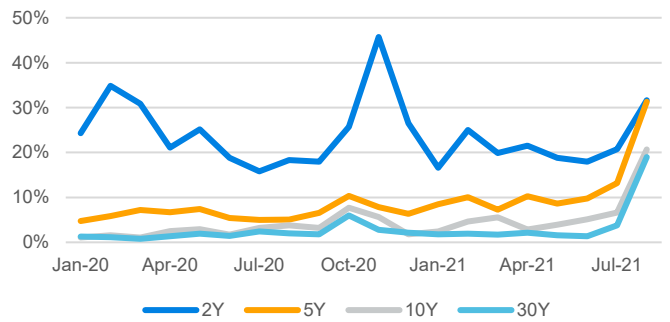
12: SONIA OIS TO GBP LIBOR IRS MONTHLY TRADE COUNT RATIO



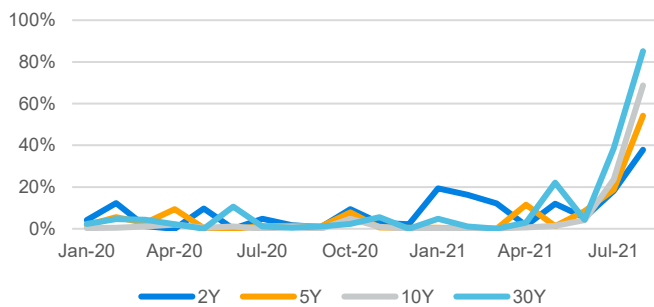
13: OIS TO USD LIBOR IRS MONTHLY VOLUME RATIO



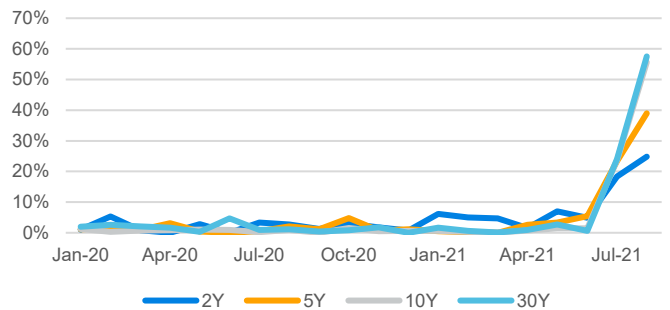
14: OIS TO USD LIBOR IRS MONTHLY TRADE COUNT RATIO



15: OIS TO JPY LIBOR IRS MONTHLY VOLUME RATIO

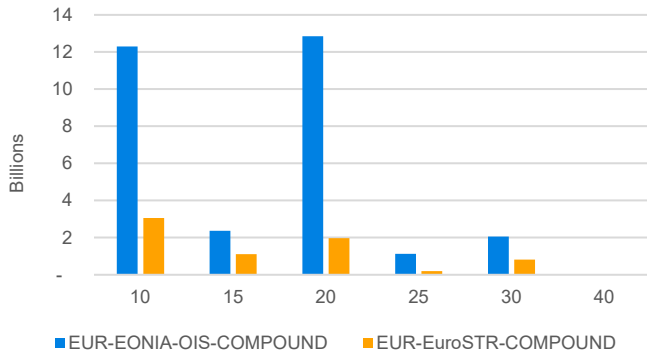


16: OIS TO JPY LIBOR IRS MONTHLY TRADE COUNT RATIO

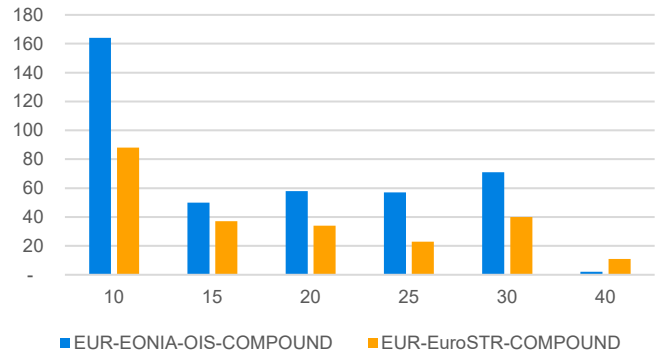


EUR OIS LIQUIDITY - AUGUST 2021

17: ESTR VS EONIA TRADE VOLUME PER TENOR (EUR BLN)

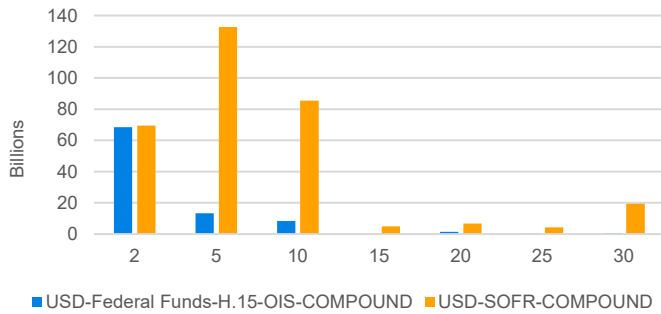


18: ESTR VS EONIA TRADE COUNT PER TENOR

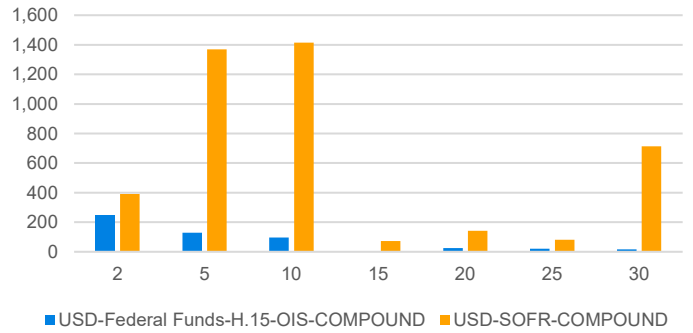


USD OIS LIQUIDITY - AUGUST 2021

19: FED FUNDS VS SOFR TRADE VOLUME PER TENOR (USD BLN)



20: FED FUNDS VS SOFR TRADE COUNT PER TENOR



Disclaimers

Milliman Financial Strategies ("Milliman") has compiled the information in this document with care. This information is only intended for eligible counterparties and/or professional investors as referred to in the Financial Supervision Act ("Wft").

This document does not contain (i) an offer of invitation to buy, sell or trade financial instruments (within the meaning of 1: 1 Wft), (ii) no investment recommendation or investment advice (within the meaning of 1: 1 Wft), and (iii) no legal or tax advice. Consult a legal or tax advisor. Milliman recommends that you not to base any investment or other decision solely on the information contained in this document. Milliman is not liable for damage resulting from such an (investment) decision.

The information in this document is (partly) based on information obtained by Milliman from sources believed to be reliable. Milliman does not warrant the reliability of those sources or the accuracy and completeness of the information obtained from those sources. The information in this document is purely informative and you cannot derive any rights from it. All information is a snapshot, unless expressly stated otherwise. The information is not representative of the views of Milliman or its parent companies, subsidiaries or affiliates. Distribution of this document after the original publication date is no guarantee that the information contained herein is still accurate and complete at that later date. Milliman reserves the right to change this information without notice. The used returns on investments in this document is for the purpose of explanation and explanation only. Milliman does not express any expectations about the return or price development of those investments. The value of your investment may fluctuate and past performance is no guarantee for the future. The information in this document is based on assumptions made by Milliman. Assumptions other than those made by Milliman may be made. The conclusions drawn by Milliman are therefore not necessarily correct and / or complete.

You may copy the information in this document for your own personal use only. You may not copy, reproduce, distribute, or disclose the information without Milliman's written consent. All information (texts, photos, illustrations, graphics, trade names, logos, and marks) remains the property of or licensed to Milliman and is protected by copyright, trademark and / or intellectual property law. No rights or licenses are transferred when using or accessing this information.

Issued by: Milliman Financial Strategies B.V., with its registered office and office in Amsterdam. Milliman is registered with the Netherlands Authority for the Financial Markets ("AFM") in Amsterdam as an investment firm as referred to in Section 2:96 Wft and is authorized under this license to provide investment services as included in the register kept by the AFM.



Milliman is among the world's largest providers of actuarial and related products and services. The firm has consulting practices in life insurance and financial services, property & casualty insurance, healthcare, and employee benefits. Founded in 1947, Milliman is an independent firm with offices in major cities around the globe.

[milliman.com](https://www.milliman.com)

For more information, please contact
your Milliman consultant.