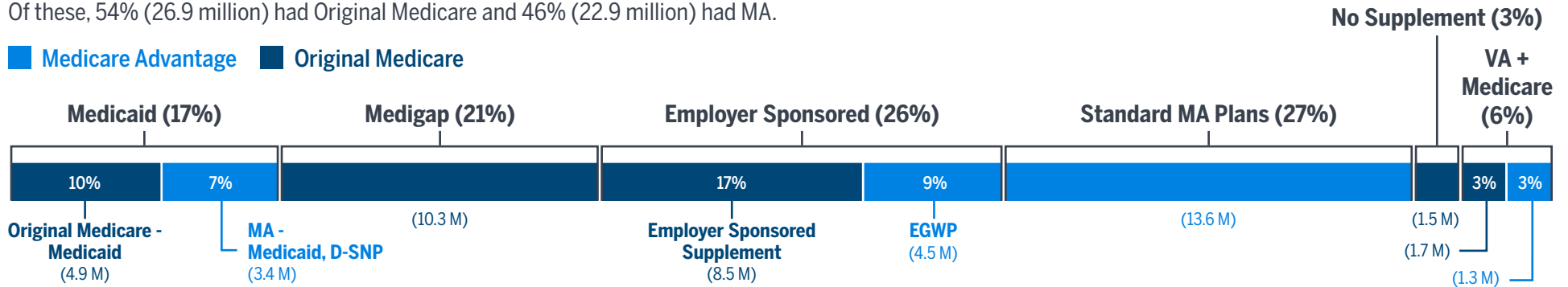


Medicare Beneficiary Out-of-Pocket Cost Exposure for Part B Drugs and Services

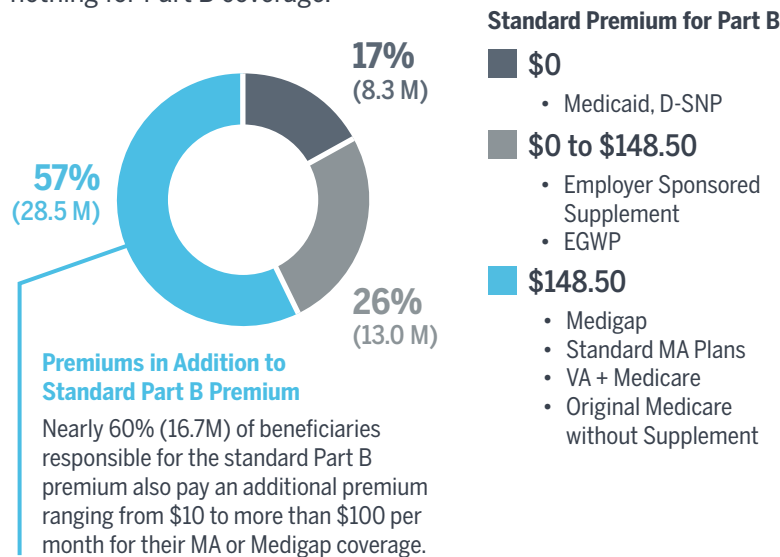
Medicare beneficiaries have a variety of coverage options from which to choose; they may also qualify for supplemental programs or plans that cover additional benefits. Depending on coverage, beneficiary OOP cost exposure and premiums for Part B drugs and services can vary.

In 2021, there were approximately 49.8 million beneficiaries aged 65 and older with Medicare Part B coverage.* Of these, 54% (26.9 million) had Original Medicare and 46% (22.9 million) had MA.



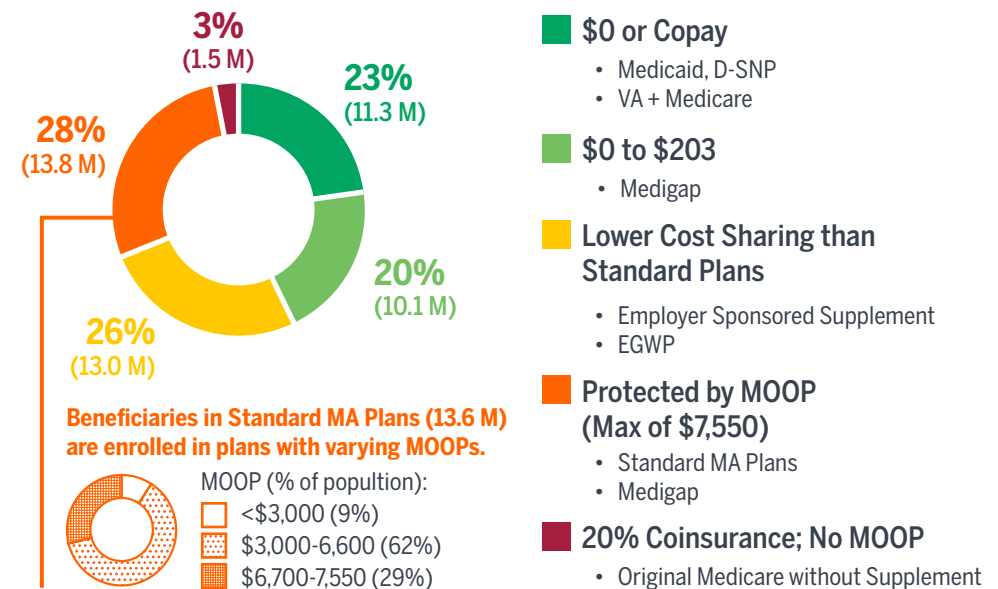
» Standard Premium for Part B (2021)

While the typical beneficiary pays \$148.50 or more per month for Part B and supplemental coverages, at least 17% of beneficiaries pay nothing for Part B coverage.



» Part B Cost Share (2021)

Approximately 97% of Medicare beneficiaries aged 65 and older have some form of coverage that limits or caps their out-of-pocket costs for Part B drugs and services.



*The focus of this infographic is on the Medicare population aged 65 and older; disabled and ESRD Medicare beneficiaries under 65 have been excluded because they have different coverage options than beneficiaries aged 65 and older. Results may not sum to 100% due to rounding. See accompanying Milliman Brief for sources, 'Medicare Beneficiary Out-of-Pocket Cost Exposure for Part B Drugs and Services.'