

MILLIMAN REPORT

Average Cost and Utilization for Audiology, Occupational Therapy, and Speech- Language Pathology Services

2020 Nationwide Professional Commercial, Medicaid, and Medicare Claims

Prepared for American Speech-Language-Hearing Association and American Occupational Therapy Association

August 9, 2022

[Austin Barrington](#), FSA, MAAA

[Deana Bell](#), FSA, MAAA

[Danjie Zhou](#), ASA, MAAA




Table of Contents

RESULTS	2
BACKGROUND	2
KEY FINDINGS	2
Habilitation and rehabilitation modifier usage	3
Telehealth prevalence.....	5
METHODOLOGY AND ASSUMPTIONS.....	8
APPROACH	8
DATA.....	9
CAVEATS AND LIMITATIONS	9
REPORT LIMITATIONS AND CONSIDERATIONS	9
REFERENCE	10

Results

BACKGROUND

The American Speech-Language-Hearing Association (ASHA) and the American Occupational Therapy Association (AOTA) engaged Milliman, Inc. (Milliman) to benchmark cost and utilization for select professional physician, occupational, and speech therapy services. This report details cost and utilization figures on an allowed basis, that is, including plan payments, patient cost sharing, and third-party payments.

KEY FINDINGS

Each exhibit contains a detailed cost model for professional services identified by ASHA or AOTA as typically provided by audiologists, speech language pathologists (SLPs), physical therapists (PTs), or occupational therapists (OTs). Exhibits are split based on the code family, line of business (LOB), and telehealth status. The exhibits are labeled as follows:

- Exhibit series A: Audiology codes for All Specialties and Audiologist
 - A-1: Telehealth services only – Commercial All
 - A-2: Telehealth services only – Commercial Large Group
 - A-3: Telehealth services only – Individual ACA and Small Group
 - A-4: Telehealth services only – Medicare Fee for Service
 - A-5: Telehealth services only – Medicare Advantage
 - A-6: Telehealth services only – Managed Medicaid
 - A-7: All services – Commercial All
 - A-8: All services – Commercial Large Group
 - A-9: All services – Individual ACA and Small Group
 - A-10: All services – Medicare Fee for Service
 - A-11: All services – Medicare Advantage
 - A-12: All services – Managed Medicaid
- Exhibit series B: Speech-Language Pathology codes for All Specialties and SLPs
 - B-1: Telehealth services only – Commercial All
 - B-2: Telehealth services only – Commercial Large Group
 - B-3: Telehealth services only – Individual ACA and Small Group
 - B-4: Telehealth services only – Medicare Fee for Service
 - B-5: Telehealth services only – Medicare Advantage
 - B-6: Telehealth services only – Managed Medicaid
 - B-7: All services – Commercial All
 - B-8: All services – Commercial Large Group
 - B-9: All services – Individual ACA and Small Group
 - B-10: All services – Medicare Fee for Service
 - B-11: All services – Medicare Advantage
 - B-12: All services – Managed Medicaid

- Exhibit series C: Occupational Therapy codes for All Specialties, Audiologist, SLPs, PTs, and OTs
 - C-1: Telehealth services only – Commercial All
 - C-2: Telehealth services only – Commercial Large Group
 - C-3: Telehealth services only – Individual ACA and Small Group
 - C-4: Telehealth services only – Medicare Fee for Service
 - C-5: Telehealth services only – Medicare Advantage
 - C-6: Telehealth services only – Managed Medicaid
 - C-7: All services – Commercial All
 - C-8: All services – Commercial Large Group
 - C-9: All services – Individual ACA and Small Group
 - C-10: All services – Medicare Fee for Service
 - C-11: All services – Medicare Advantage
 - C-12: All services – Managed Medicaid

Table 1 summarizes the nationwide¹ payment rate from the exhibits by code family and LOB. The Medicare fee for service (MCR FFS) population has the highest allowed cost per member per month (PMPM) and utilization per 1,000 across all three types of services, and the Medicare Advantage (MA) population comes in as the second highest. Utilization per 1,000 and allowed PMPM from the individual and small group (IND and SG) population are lower than the commercial large group (COM LG) and the overall commercial (COM All) populations. The Medicaid population has the lowest allowed PMPM and utilization per 1,000. The commercial large group population has the highest allowed per service.

TABLE 1: NATIONWIDE COST AND UTILIZATION BY CODE FAMILY AND LOB

Code Family	Audiology			Speech-Language Pathology			Occupational Therapy		
	Metric	Util/K	Allowed / Service	Allowed PMPM	Util/K	Allowed / Service	Allowed PMPM	Util/K	Allowed / Service
COM All	393.3	\$39.59	\$1.30	416.7	\$49.98	\$1.74	2,363.7	\$34.71	\$6.84
COM LG	405.6	\$39.59	\$1.34	431.7	\$50.19	\$1.81	2,433.7	\$34.89	\$7.08
IND and SG	319.2	\$39.60	\$1.05	326.6	\$48.31	\$1.31	1,942.3	\$33.41	\$5.41
MCR FFS	1,218.4	\$31.22	\$3.17	1,902.9	\$37.51	\$5.95	8,740.0	\$29.29	\$21.33
MA	824.3	\$25.66	\$1.76	1,139.2	\$29.67	\$2.82	5,366.6	\$23.35	\$10.44
Medicaid	298.6	\$23.50	\$0.58	314.7	\$34.23	\$0.90	1,357.1	\$22.87	\$2.59

Habilitation and rehabilitation modifier usage

Exhibits are summarized by modifier 96 (habilitation), modifier 97 (rehabilitation), and all other modifiers combined (including no modifier) based on ASHA and AOTA's requests. Both modifiers were created to identify services as habilitative or rehabilitative in nature, such as physical medicine and rehabilitation codes. The difference between these two modifiers is modifier 96 focuses on services that help an individual develop skills or functions they have not yet developed, and modifier 97 relates to services that help an individual to restore skills or functions that have been lost or impaired.¹ Individual and small group market health insurance plans are required to have separate visit limits for habilitative and rehabilitative services.

Table 2 shows that most utilized services have modifiers other than 96 and 97, or no modifier, across code families and LOBs.

¹ Some geographic areas may be over- or under-represented based on Milliman's data contributors in each LOB.

TABLE 2: PERCENT OF UTILIZATION BY MODIFIER, CODE FAMILY, AND LOB

Code Family	Audiology			Speech-Language Pathology			Occupational Therapy			
	Modifier	96	97	Other	96	97	Other	96	97	Other
COM All		0.0%	0.1%	99.9%	0.2%	0.1%	99.7%	0.1%	0.1%	99.8%
COM LG		0.0%	0.1%	99.9%	0.2%	0.1%	99.7%	0.1%	0.1%	99.8%
IND and SG		0.0%	0.1%	99.9%	0.2%	0.1%	99.7%	0.1%	0.2%	99.8%
MCR FFS		0.0%	0.1%	99.9%	0.0%	0.1%	99.9%	0.0%	0.1%	99.9%
MA		0.0%	0.2%	99.8%	0.0%	0.2%	99.8%	0.0%	0.2%	99.8%
Medicaid		0.1%	0.1%	99.9%	0.2%	0.2%	99.6%	0.1%	0.2%	99.6%

Table 3 shows the average allowed per service by code family and LOB for different modifiers. In general, services with modifiers 96 and 97 have higher unit price than services with other modifiers or no modifiers. Speech-language pathology has a large unit price difference across lines of business and the unit price of services with modifier 96 are materially greater than the unit price of services with other modifiers or no modifiers.

TABLE 3: AVERAGE ALLOWED PER SERVICE BY MODIFIER, CODE FAMILY, AND LOB

Code Family	Audiology			Speech-Language Pathology			Occupational Therapy			
	Modifier	96	97	Other	96	97	Other	96	97	Other
COM All		\$39.21	\$53.01	\$39.58	\$89.57	\$68.69	\$49.88	\$42.58	\$57.86	\$34.68
COM LG		\$38.87	\$50.49	\$39.58	\$87.24	\$65.75	\$50.09	\$42.56	\$56.16	\$34.85
IND and SG		\$50.34	\$69.01	\$39.58	\$115.22	\$85.55	\$48.16	\$42.68	\$67.19	\$33.34
MCR FFS		\$35.64	\$32.91	\$31.22	\$66.63	\$46.90	\$37.49	\$30.67	\$32.68	\$29.29
MA		n/a	\$33.88	\$25.64	\$71.00	\$39.60	\$29.65	n/a	\$33.01	\$23.33
Medicaid		\$16.60	\$20.27	\$23.51	\$50.62	\$38.70	\$34.19	\$25.79	\$19.67	\$22.87

We also identified procedure codes that have higher habilitation or rehabilitation modifier utilization than the average among the code family and LOB. See table 4 below.

TABLE 4: PROCEDURE CODES WITH HIGHER HABILITATION/REHABILITATION UTILIZATION THAN AVERAGE

Code Family	Code	Modifier	LOB	Util/K with Modifier	Util/K for Any/All Modifiers	% of Util/K with Modifier	Avg Util/K % with Modifier within Code Family & LOB
Audiology	92630	96	IND&SG	0.001	0.100	1.04%	0.01%
Audiology	95992	97	MCR FFS	0.021	5.047	0.42%	0.07%
Audiology	92620	96	MCD	0.002	0.032	6.83%	0.05%
SLP	92523	96	COM LG	0.020	1.980	1.04%	0.23%
SLP	97533	96	IND&SG	0.004	0.312	1.20%	0.17%
SLP	92507	96	IND&SG	0.370	35.282	1.05%	0.17%
SLP	92630	96	IND&SG	0.001	0.100	1.04%	0.17%
SLP	97533	97	IND&SG	0.006	0.312	2.07%	0.11%
SLP	97130	97	IND&SG	0.016	1.452	1.08%	0.11%
SLP	92609	96	MCR FFS	0.019	0.704	2.67%	0.03%
SLP	92522	97	MCR FFS	0.007	0.478	1.44%	0.08%
SLP	92611	97	MA	0.047	4.195	1.11%	0.19%
SLP	92522	97	MA	0.004	0.370	0.98%	0.19%
SLP	92609	96	MA	0.001	0.049	1.71%	0.00%
SLP	92508	96	MA	0.001	0.566	0.25%	0.00%
SLP	96125	96	MCD	0.012	0.114	10.53%	0.20%
SLP	96125	97	MCD	0.006	0.114	5.61%	0.19%

SLP	97129	97	MCD	0.006	0.920	0.63%	0.19%
OT	97535	96	COM LG	0.156	24.039	0.65%	0.08%
OT	92526	96	COM LG	0.033	6.623	0.50%	0.08%
OT	96112	96	COM LG	0.002	0.600	0.34%	0.08%
OT	97168	97	COM LG	0.013	0.772	1.73%	0.13%
OT	97165	97	COM LG	0.017	4.113	0.42%	0.13%
OT	97533	96	IND&SG	0.004	0.312	1.20%	0.07%
OT	92526	96	IND&SG	0.034	4.172	0.81%	0.07%
OT	92610	96	IND&SG	0.003	0.582	0.44%	0.07%
OT	97533	97	IND&SG	0.006	0.312	2.07%	0.17%
OT	97130	97	IND&SG	0.016	1.452	1.08%	0.17%
OT	96125	97	IND&SG	0.001	0.150	0.69%	0.17%
OT	96125	97	MCR FFS	0.009	0.986	0.95%	0.12%
OT	97168	97	MCR FFS	0.011	1.537	0.69%	0.12%
OT	97165	97	MCR FFS	0.088	18.736	0.47%	0.12%
OT	97537	96	MCR FFS	0.022	1.211	1.81%	0.02%
OT	97168	97	MA	0.332	1.451	22.90%	0.21%
OT	97165	97	MA	0.150	19.797	0.76%	0.21%
OT	96125	96	MCD	0.012	0.114	10.53%	0.15%
OT	97530	96	MCD	1.648	280.832	0.59%	0.15%
OT	97168	97	MCD	0.054	0.726	7.41%	0.23%
OT	96125	97	MCD	0.006	0.114	5.61%	0.23%

Telehealth prevalence

The COVID-19 pandemic quickly accelerated the adoption of telehealth due to limitations on in-person care. ASHA and AOTA are interested in the prevalence of telehealth among the services studied in this report.

Telehealth services are identified using modifier GT (via interactive audio and video telecommunication systems), modifier 95 (synchronous telemedicine service rendered via a real-time interactive audio and video telecommunications system) and place of service code 02 (telehealth). Figures 1 through 4 show the telehealth service utilization by code family, specialty, and LOB.

Overall telehealth service contributes to less than 10% of total utilization for all three services as shown in figure 1. Speech-language pathology services have the highest telehealth utilization among the three code families. The Medicaid population uses telehealth services more often than other lines of business. The Medicare population, both FFS and MA, has the lowest telehealth utilization.

FIGURE 1: TELEHEALTH UTILIZATION PREVALENCE BY CODE FAMILY AND LOB

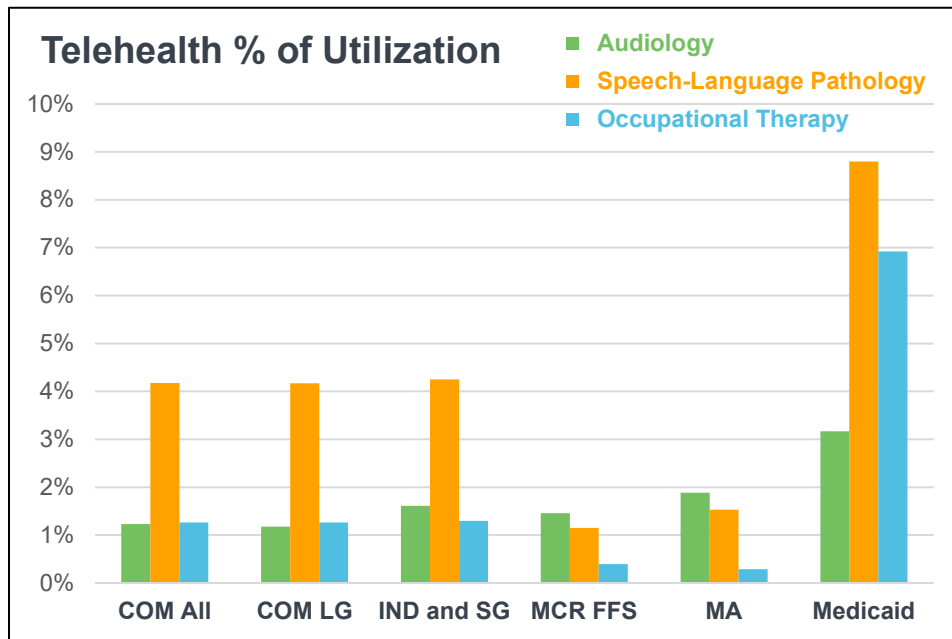


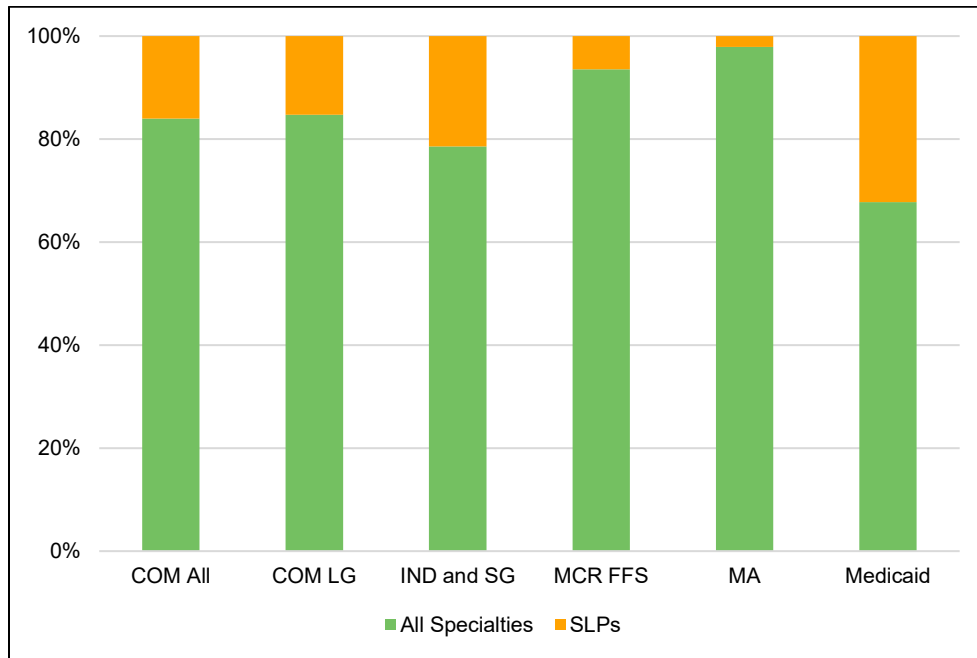
Table 5 shows that audiology telehealth services are provided across multiple specialties and less than 0.5% of services are provided by audiologists.

TABLE 5: AUDIOLOGY TELEHEALTH SERVICE UTILIZATION DISTRIBUTION BY SPECIALTY AND LOB

Specialty	All Specialties	Audiologist
COM All	99.7%	0.3%
COM LG	99.6%	0.4%
IND and SG	100.0%	0.0%
MCR FFS	100.0%	0.0%
MA	99.9%	0.1%
Medicaid	100.0%	0.0%

Figure 2 shows that SLPs provide 20% to 30% of speech-language pathology telehealth services in commercial and Medicaid populations. The Medicare FFS and MA populations have the lowest telehealth utilizations provided by SLPs.

FIGURE 2: SPEECH-LANGUAGE PATHOLOGY TELEHEALTH SERVICE UTILIZATION DISTRIBUTION BY SPECIALTY AND LOB



Only 30% to 40% of occupational therapy telehealth services are provided by PTs and OTs as shown in figure 3. PTs provide approximately 40% of telehealth services for the Medicare FFS population and 30% for the MA population.

FIGURE 3: OCCUPATIONAL THERAPY TELEHEALTH SERVICE UTILIZATION DISTRIBUTION BY SPECIALTY AND LOB

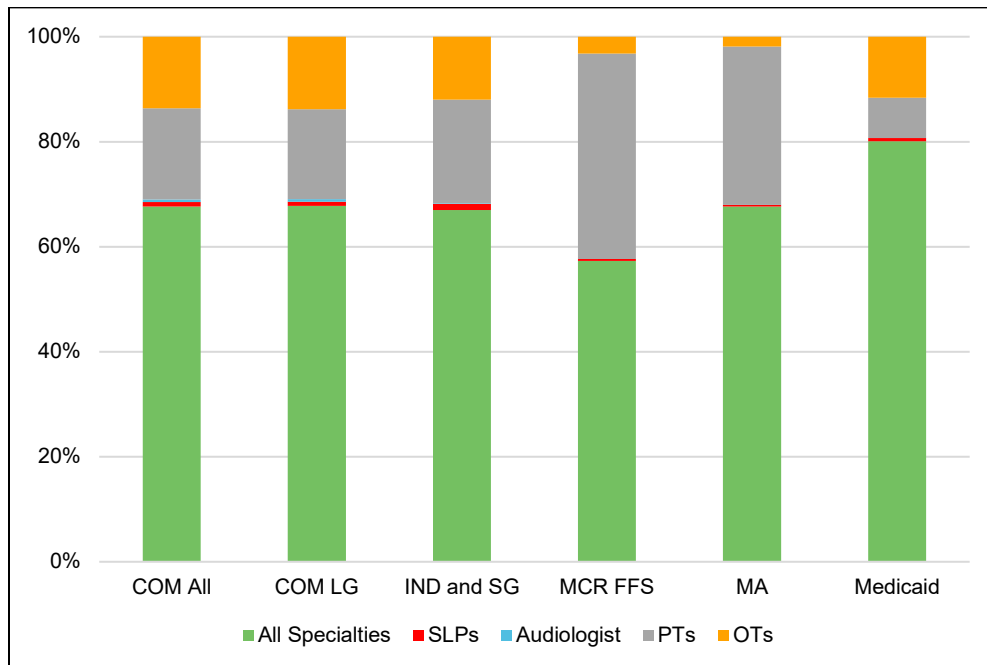


Table 6 shows the nationwide telehealth payment rate by code family and LOB. Allowed PMPM is relatively small and consistent across LOBs. Commercial populations have higher allowed per service in all 3 code families, especially in speech-language pathology services where unit price is about double or triple the unit price in other lines of business.

Medicare populations have the lowest allowed per service in speech-language pathology services while the Medicaid population has the lowest allowed per service in audiology and occupational therapy services.

TABLE 6: NATIONWIDE TELEHEALTH PAYMENT RATE BY CODE FAMILY AND LOB

Code Family	Audiology			Speech-Language Pathology			Occupational Therapy		
	Metric	Util/K	Allowed / Service	Allowed PMPM	Util/K	Allowed / Service	Allowed PMPM	Util/K	Allowed / Service
COM All	4.8	\$32.93	\$0.01	17.4	\$72.68	\$0.11	29.9	\$38.15	\$0.10
COM LG	4.8	\$33.48	\$0.01	18.0	\$73.72	\$0.11	30.7	\$38.21	\$0.10
IND and SG	5.1	\$29.81	\$0.01	13.9	\$64.54	\$0.07	25.1	\$37.68	\$0.08
MCR FFS	17.7	\$22.54	\$0.03	21.8	\$29.70	\$0.05	34.5	\$30.06	\$0.09
MA	15.5	\$18.88	\$0.02	17.5	\$23.48	\$0.03	15.3	\$32.63	\$0.04
Medicaid	9.5	\$18.41	\$0.01	27.7	\$45.37	\$0.10	93.9	\$16.80	\$0.13

We identified procedure codes that have higher telehealth utilization than the average among the code family and LOB. See table 7 below for the code with the highest telehealth utilization percentage by code family and LOB.

TABLE 7: PROCEDURE CODES WITH HIGHER TELEHEALTH UTILIZATION THAN AVERAGE

Code Family	Code	LOB	Telehealth Util/K	Total Util/K	% of Telehealth Util/K	Avg Util/K % Telehealth within Code Family & LOB
Audiology	G2012	COM LG	0.78	2.36	33.06%	1.18%
Audiology	G2010	IND&SG	0.06	0.11	50.57%	1.61%
Audiology	G2010	MCR FFS	0.31	0.78	39.34%	1.45%
Audiology	G2012	MA	10.33	25.40	40.67%	1.88%
Audiology	G2012	MCD	4.56	5.58	81.64%	3.16%
SLP	G2012	COM LG	0.78	2.36	33.06%	4.17%
SLP	G2010	IND&SG	0.06	0.11	50.57%	4.25%
SLP	G2010	MCR FFS	0.31	0.78	39.34%	1.15%
SLP	G2012	MA	10.33	25.40	40.67%	1.53%
SLP	G2012	MCD	4.56	5.58	81.64%	8.80%
OT	96171	COM LG	0.01	0.02	40.59%	1.26%
OT	96168	IND&SG	0.03	0.08	39.21%	1.29%
OT	96159	MCR FFS	0.38	1.45	26.21%	0.39%
OT	98970	MA	0.07	0.08	83.33%	0.29%
OT	96170	MCD	0.02	0.04	54.86%	6.92%

Methodology and assumptions

APPROACH

We limited our study to professional services only for the procedure code sets provided by ASHA and AOTA with procedure code modifiers 96 (habilitation), 97 (rehabilitation), and blank. Results are presented by code family, LOB, provider specialty, and telehealth status. Code families include audiology, occupational therapy, and speech language pathology. Lines of business include commercial large group, individual ACA, small group ACA, Medicare Advantage, managed Medicaid, and Medicare fee for service (FFS). Provider specialties include audiologists (specialty code 64), speech language pathologists (15), physical therapists (65), and occupational therapists (67). Telehealth status is defined by claim line containing procedure code modifier GT or 95 or place of service code 02. No filters for geography are applied, so the results represent nationwide averages.

Utilization per 1,000 members and the average allowed per service are calculated for each combination of code, modifier, LOB, provider specialty, and telehealth status. No filters are applied to the underlying membership.

DATA

2020 Milliman Consolidated Health Cost Guidelines Sources Database (CHSD): Reflects Milliman's assembly of a longitudinal claims and enrollment database. The number of unique annual lives represented in the 2020 research data exceeds 70 million unique members nationally. The averages presented may under- or over-represent true market averages for certain geographic areas based on Milliman's data contributors for each LOB. This data source was used for the commercial large group, individual ACA, small group ACA, Medicare Advantage, and managed Medicaid LOBs.

2020 Centers for Medicare and Medicaid Services (CMS) Medicare 5% Sample: A national sample representing 5% of all Medicare FFS claims and membership. This data source was used for the Medicare FFS LOB.

Caveats and limitations

REPORT LIMITATIONS AND CONSIDERATIONS

The results shown are the mean in a distribution of possible results. Cost and utilization can be expected to vary from these averages due to many factors, including provider contracting, geography, differences in population health status, delivery system differences, variations in practice patterns by providers, benefit plan variations, and random fluctuations. The cost and utilization for infrequently performed services is also likely to be volatile. As administrative health care claims data incurred in calendar year 2020 during the COVID-19 public health emergency is used in this report, the cost and utilization may not be comparable to any data incurred before or after the public health emergency. Per ASHA's request, we presented 2019 untrended cost and utilization results for Audiology and Speech-Language Therapy analyses where the 2020 benchmark is not credible to show. AOTA requested Occupational Therapy cost and utilization to be based on 2020 data only.

Our analysis relies in part on the lists of Current Procedural Terminology (CPT)/Healthcare Common Procedure Coding System (HPCPS) procedure and modifier codes provided by ASHA and AOTA. Any omissions or errors in that list would affect our results. We have relied on encounter data for the contributors in our proprietary database. Our results could be affected by their practices, including coding or payment practices.

CPT copyright 2022 American Medical Association. All rights reserved. Fee schedules, relative value units, conversion factors and/or related components are not assigned by the AMA, are not part of CPT, and the AMA is not recommending their use. The AMA does not directly or indirectly practice medicine or dispense medical services. The AMA assumes no liability for data contained or not contained herein. CPT is a registered trademark of the American Medical Association.

This report was prepared by Milliman for ASHA and AOTA in accordance with the terms and conditions of the consulting services agreements between ASHA and Milliman and AOTA and Milliman, dated April 11, 2003 and January 7, 2022, respectively.

This report is intended to provide ASHA, AOTA, and their members with average cost and utilization for select professional services. This information may not be appropriate for other purposes.

In performing our analysis, we relied on data and other information provided to us by ASHA and AOTA, contributors to our proprietary database, Milliman research, and other publicly available data sources. If the underlying data or information is inaccurate or incomplete, the results of our analysis may likewise be inaccurate or incomplete. Actual experience will vary from our estimates for many reasons, including differences in population health status, in reimbursement levels, and in the delivery of healthcare services, as well as other non-random and random factors. It is important that actual experience be monitored and that adjustments are made, as appropriate. Models used in the preparation of our analysis were applied consistently with their intended use. Where we relied on models developed by others, we have made a reasonable effort to understand the intended purpose, general operation, dependencies, and sensitivities of those models.

Guidelines issued by the American Academy of Actuaries require actuaries to include their professional qualifications in all actuarial communications. Austin Barrington, Deana Bell, and Danjie Zhou are members of the American Academy of Actuaries and meet the qualification standards for performing the analyses in this report.

Reference

1. News Alert: AMA Release New CPT® Codes and Descriptors for 2018, <https://icd10monitor.com/news-alert-ama-releases-new-cpt-codes-and-descriptors-for-2018>



Milliman is among the world's largest providers of actuarial and related products and services. The firm has consulting practices in life insurance and financial services, property & casualty insurance, healthcare, and employee benefits. Founded in 1947, Milliman is an independent firm with offices in major cities around the globe.

[milliman.com](https://www.milliman.com)

CONTACT

Austin Barrington
austin.barrington@milliman.com

Deana Bell
deana.bell@milliman.com

Danjie Zhou
danjie.zhou@milliman.com

Table of Contents
American Speech-Language Hearing Association / American Occupational Therapy Association
Cost and Utilization Model
Nationwide Utilization and Allowed Service Levels

Tab Names	Exhibit Number	LOB	Telehealth
Audio - Tele - COM All	A - 1	Commercial	Yes
Audio - Tele - COM LG	A - 2	Commercial Large Group	Yes
Audio - Tele - IND&SG	A - 3	Individual ACA and SmTele Group	Yes
Audio - Tele - MCR FFS	A - 4	Medicare Fee for Service	Yes
Audio - Tele - MA	A - 5	Medicare Advantage	Yes
Audio - Tele - MCD	A - 6	Managed Medicaid	Yes
Audio - All - COM All	A - 7	Commercial	All
Audio - All - COM LG	A - 8	Commercial Large Group	All
Audio - All - IND&SG	A - 9	Individual ACA and Small Group	All
Audio - All - MCR FFS	A - 10	Medicare Fee for Service	All
Audio - All - MA	A - 11	Medicare Advantage	All
Audio - All - MCD	A - 12	Managed Medicaid	All
SLP - Tele - COM All	B - 1	Commercial	Yes
SLP - Tele - COM LG	B - 2	Commercial Large Group	Yes
SLP - Tele - IND&SG	B - 3	Individual ACA and SmTele Group	Yes
SLP - Tele - MCR FFS	B - 4	Medicare Fee for Service	Yes
SLP - Tele - MA	B - 5	Medicare Advantage	Yes
SLP - Tele - MCD	B - 6	Managed Medicaid	Yes
SLP - All - COM All	B - 7	Commercial	All
SLP - All - COM LG	B - 8	Commercial Large Group	All
SLP - All - IND&SG	B - 9	Individual ACA and Small Group	All
SLP - All - MCR FFS	B - 10	Medicare Fee for Service	All
SLP - All - MA	B - 11	Medicare Advantage	All
SLP - All - MCD	B - 12	Managed Medicaid	All
OT - Tele - COM All	C - 1	Commercial	Yes
OT - Tele - COM LG	C - 2	Commercial Large Group	Yes
OT - Tele - IND&SG	C - 3	Individual ACA and SmTele Group	Yes
OT - Tele - MCR FFS	C - 4	Medicare Fee for Service	Yes
OT - Tele - MA	C - 5	Medicare Advantage	Yes
OT - Tele - MCD	C - 6	Managed Medicaid	Yes
OT - All - COM All	C - 7	Commercial	All
OT - All - COM LG	C - 8	Commercial Large Group	All
OT - All - IND&SG	C - 9	Individual ACA and Small Group	All
OT - All - MCR FFS	C - 10	Medicare Fee for Service	All
OT - All - MA	C - 11	Medicare Advantage	All
OT - All - MCD	C - 12	Managed Medicaid	All
Appendix A	Appendix A	HCPCS codes for Audiology and SLPs	
Appendix B	Appendix B	HCPCS codes for Occupational Therapy	
Appendix C	Appendix C	Other codes	

Exhibit A-1
American Speech-Language Hearing Association
Commercial Cost and Utilization Model
Nationwide Utilization and Allowed Service Levels
Audiology Procedures - Telehealth Services Only
Claims incurred January 2020 thru December 2020
Member Months: 653,367,170

CPT copyright 2022 American Medical Association. All rights reserved.

Procedure Code	Modifier	All Provider Specialties			Audiologist (billing independently)			
		Utilization Per 1,000	Average Allowed per Unit	Allowed PMPM	Credibility Considerations	Utilization Per 1,000	Average Allowed per Unit	Credibility Considerations
92633		0.0044	\$66.37	\$0.00		0.0015	\$92.81	
92626		0.0039	\$100.72	\$0.00		0.0016	\$76.37	Benchmarks are not credible Case volume too low to display.
92587		0.0021	\$27.11	\$0.00				
92567		0.0017	\$25.60	\$0.00		0.0006	\$20.76	Benchmarks are not credible
92557		0.0015	\$65.85	\$0.00		0.0005	\$49.56	
92604		0.0005	\$106.77	\$0.00		0.0001	\$129.73	Benchmarks are not credible Case volume too low to display.
92579		0.0002	\$127.06	\$0.00	Benchmarks are not credible.			Case volume too low to display.
92556		0.0001	\$69.24	\$0.00	Benchmarks are not credible.			Case volume too low to display.
All Other		4.8123	\$32.82	\$0.01		0.0104	\$114.26	

Procedure codes included in the "All Other" rows:

69209, 69210, 92531, 92532, 92533, 92534, 92537, 92538, 92540, 92541, 92542, 92543, 92544, 92545, 92546, 92547, 92548, 92549, 92550, 92551, 92552, 92553, 92555, 92558, 92559, 92560, 92561, 92562, 92563, 92564, 92565, 92568, 92569, 92570, 92571, 92572, 92575, 92576, 92577, 92582, 92583, 92584, 92585, 92586, 92588, 92590, 92591, 92592, 92593, 92594, 92595, 92596, 92601, 92602, 92603, 92620, 92621, 92625, 92627, 92630, 92640, 92700, 95940, 95941, 95992, 96110, 97112, 97755, 98966, 98967, 98968, 99366, 99368, G0451, G0453, G2010, G2012, V5008, V5010, V5011, V5014, V5020, V5090, V5110, V5160, V5200, V5240, V5241, V5275, V5299, V5336, V5362, V5363

Exhibit A-2

**American Speech-Language Hearing Association
Commercial Large Group Cost and Utilization Model
Nationwide Utilization and Allowed Service Levels
Audiology Procedures - Telehealth Services Only
Claims incurred January 2020 thru December 2020
Member Months: 560,276,043**

CPT copyright 2022 American Medical Association. All rights reserved.

Procedure Code	Modifier	All Provider Specialties			Audiologist (billing independently)			
		Utilization Per 1,000	Average Allowed per Unit	Allowed PMPM	Credibility Considerations	Utilization Per 1,000	Average Allowed per Unit	Credibility Considerations
92633		0.0051	\$65.95	\$0.00		0.0017	\$92.56	
92626		0.0044	\$100.55	\$0.00		0.0018	\$77.33	Benchmarks are not credible
92567		0.0019	\$25.97	\$0.00		0.0007	\$20.88	Benchmarks are not credible
92557		0.0017	\$61.35	\$0.00		0.0006	\$49.56	
92604		0.0005	\$108.51	\$0.00		0.0001	\$129.73	Benchmarks are not credible
92587		0.0021	\$29.12	\$0.00				Case volume too low to display
92579		0.0002	\$141.63	\$0.00	Benchmarks are not credible			Case volume too low to display
92556		0.0001	\$72.45	\$0.00	Benchmarks are not credible			Case volume too low to display
All Other		4.7586	\$33.37	\$0.01		0.0120	\$114.49	

Procedure codes included in the "All Other" rows:

69209, 69210, 92531, 92532, 92533, 92534, 92537, 92538, 92540, 92541, 92542, 92543, 92544, 92545, 92546, 92547, 92548, 92549, 92550, 92551, 92552, 92553, 92555, 92558, 92559, 92560, 92561, 92562, 92563, 92564, 92565, 92568, 92569, 92570, 92571, 92572, 92575, 92576, 92577, 92582, 92583, 92584, 92585, 92586, 92588, 92590, 92591, 92592, 92593, 92594, 92595, 92596, 92601, 92602, 92603, 92620, 92621, 92625, 92627, 92630, 92640, 92700, 95940, 95941, 95992, 96110, 97112, 97755, 98966, 98967, 98968, 99366, 99368, G0451, G0453, G2010, G2012, V5008, V5010, V5011, V5014, V5020, V5090, V5110, V5160, V5200, V5240, V5241, V5275, V5299, V5336, V5362, V5363

Exhibit A-3
American Speech-Language Hearing Association
Commercial Individual and Small Group Cost and Utilization Model
Nationwide Utilization and Allowed Service Levels
Audiology Procedures - Telehealth Services Only
Claims incurred January 2020 thru December 2020
Member Months: 93,091,127

CPT copyright 2022 American Medical Association. All rights reserved.

Procedure Code Modifier		All Provider Specialties				Audiologist (billing independently)		
		Utilization Per 1,000	Average Allowed per Unit	Allowed PMPM	Credibility Considerations	Utilization Per 1,000	Average Allowed per Unit	Credibility Considerations
92626		0.0008	\$106.40	\$0.00	Benchmarks are not credible			Case volume too low to display
All Other		5.1316	\$29.80	\$0.01				Case volume too low to display

Procedure codes included in the "All Other" rows:

69209, 69210, 92531, 92532, 92533, 92534, 92537, 92538, 92540, 92541, 92542, 92543, 92544, 92545, 92546, 92547, 92548, 92549, 92550, 92551, 92552, 92553, 92555, 92556, 92557, 92558, 92559, 92560, 92561, 92562, 92563, 92564, 92565, 92567, 92568, 92569, 92570, 92571, 92572, 92575, 92576, 92577, 92579, 92582, 92583, 92584, 92585, 92586, 92588, 92590, 92591, 92592, 92593, 92594, 92595, 92596, 92601, 92602, 92603, 92604, 92620, 92621, 92625, 92627, 92630, 92633, 92640, 92700, 95940, 95941, 95992, 96110, 97112, 97755, 98966, 98967, 98968, 99366, 99368, G0451, G0453, G2010, G2012, V5008, V5010, V5011, V5014, V5020, V5090, V5110, V5160, V5200, V5240, V5241, V5275, V5299, V5336, V5362, V5363

Exhibit A-4

**American Speech-Language Hearing Association
 Medicare Fee for Service Cost and Utilization Model
 Nationwide Utilization and Allowed Service Levels
 Audiology Procedures - Telehealth Services Only
 Claims incurred January 2020 thru December 2020
 Member Months: 19,177,070**

CPT copyright 2022 American Medical Association. All rights reserved.

Procedure Code		All Provider Specialties			Audiologist (billing independently)		
		Utilization Per 1,000	Average Allowed per Unit	Allowed PMPM	Credibility Considerations	Utilization Per 1,000	Average Allowed per Unit
92626		0.0106	\$79.79	\$0.00			Case volume too low to display
All Other		17.7171	\$22.51	\$0.03			Case volume too low to display

Procedure codes included in the "All Other" rows:

69209, 69210, 92531, 92532, 92533, 92534, 92537, 92538, 92540, 92541, 92542, 92543, 92544, 92545, 92546, 92547, 92548, 92549, 92550, 92551, 92552, 92553, 92555, 92556, 92557, 92558, 92559, 92560, 92561, 92562, 92563, 92564, 92565, 92567, 92568, 92569, 92570, 92571, 92572, 92575, 92576, 92577, 92579, 92582, 92583, 92584, 92585, 92586, 92587, 92588, 92590, 92591, 92592, 92593, 92594, 92595, 92596, 92601, 92602, 92603, 92604, 92620, 92621, 92625, 92627, 92630, 92633, 92640, 92700, 95940, 95941, 95992, 96110, 97112, 97755, 98966, 98967, 98968, 99366, 99368, G0451, G0453, G2010, G2012, V5008, V5010, V5011, V5014, V5020, V5090, V5110, V5160, V5200, V5240, V5241, V5275, V5299, V5336, V5362, V5363

Exhibit A-5
American Speech-Language Hearing Association
Medicare Advantage Cost and Utilization Model
Nationwide Utilization and Allowed Service Levels
Audiology Procedures - Telehealth Services Only
Claims incurred January 2020 thru December 2020
Member Months: 23,143,638

CPT copyright 2022 American Medical Association. All rights reserved.

Procedure Code		All Provider Specialties				Audiologist (billing independently)		
		Utilization Per 1,000	Average Allowed per Unit	Allowed PMPM	Credibility Considerations	Utilization Per 1,000	Average Allowed per Unit	Credibility Considerations
92557		0.0109	\$58.03	\$0.00		0.0099	\$58.03	
92626		0.0067	\$79.12	\$0.00		0.0062	\$79.12	
All Other		15.5016	\$18.82	\$0.02		Case volume too low to display		

Procedure codes included in the "All Other" rows:

69209, 69210, 92531, 92532, 92533, 92534, 92537, 92538, 92540, 92541, 92542, 92543, 92544, 92545, 92546, 92547, 92548, 92549, 92550, 92551, 92552, 92553, 92555, 92556, 92558, 92559, 92560, 92561, 92562, 92563, 92564, 92565, 92567, 92568, 92569, 92570, 92571, 92572, 92575, 92576, 92577, 92579, 92582, 92583, 92584, 92585, 92586, 92587, 92588, 92590, 92591, 92592, 92593, 92594, 92595, 92596, 92601, 92602, 92603, 92604, 92620, 92621, 92625, 92627, 92630, 92633, 92640, 92700, 95940, 95941, 95992, 96110, 97112, 97755, 98966, 98967, 98968, 99366, 99368, G0451, G0453, G2010, G2012, V5008, V5010, V5011, V5014, V5020, V5090, V5110, V5160, V5200, V5240, V5241, V5275, V5299, V5336, V5362, V5363

Exhibit A-6
American Speech-Language Hearing Association
Managed Medicaid Cost and Utilization Model
Nationwide Utilization and Allowed Service Levels
Audiology Procedures - Telehealth Services Only
Claims incurred January 2020 thru December 2020
Member Months: 59,991,282

CPT copyright 2022 American Medical Association. All rights reserved.

Procedure Code Modifier		All Provider Specialties				Audiologist (billing independently)		
		Utilization Per 1,000	Average Allowed per Unit	Allowed PMPM	Credibility Considerations	Utilization Per 1,000	Average Allowed per Unit	Credibility Considerations
92633		0.0034	\$99.24	\$0.00			Case volume too low to display	
92557		0.0012	\$38.64	\$0.00	Benchmarks are not credible		Case volume too low to display	
All Other		9.4468	\$18.38	\$0.01			Case volume too low to display	

Procedure codes included in the "All Other" rows:

69209, 69210, 92531, 92532, 92533, 92534, 92537, 92538, 92540, 92541, 92542, 92543, 92544, 92545, 92546, 92547, 92548, 92549, 92550, 92551, 92552, 92553, 92555, 92556, 92558, 92559, 92560, 92561, 92562, 92563, 92564, 92565, 92567, 92568, 92569, 92570, 92571, 92572, 92575, 92576, 92577, 92579, 92582, 92583, 92584, 92585, 92586, 92587, 92588, 92590, 92591, 92592, 92593, 92594, 92595, 92596, 92601, 92602, 92603, 92604, 92620, 92621, 92625, 92626, 92627, 92630, 92640, 92700, 95940, 95941, 95992, 96110, 97112, 97755, 98966, 98967, 98968, 99366, 99368, G0451, G0453, G2010, G2012, V5008, V5010, V5011, V5014, V5020, V5090, V5110, V5160, V5200, V5240, V5241, V5275, V5299, V5336, V5362, V5363

Exhibit A-7
American Speech-Language Hearing Association
Commercial Cost and Utilization Model
Nationwide Utilization and Allowed Service Levels
Audiology Procedures - Include Telehealth and Non-Telehealth Services
Claims incurred January 2020 thru December 2020
Member Months: 653,367,170

CPT copyright 2022 American Medical Association. All rights reserved.

Procedure Code Modifier		All Provider Specialties				Audiologist (billing independently)		
		Utilization Per 1,000	Average Allowed per Unit	Allowed PMPM	Credibility Considerations	Utilization Per 1,000	Average Allowed per Unit	Credibility Considerations
97112	96	0.1333	\$38.92	\$0.00			Case volume too low to display	
97112	97	0.2541	\$52.71	\$0.00			Case volume too low to display	
97112	Other	266.2687	\$34.06	\$0.76	0.0282	\$23.59		
96110	Other	32.0827	\$14.74	\$0.04	0.0015	\$19.28		
92551	Other	20.1453	\$17.58	\$0.03	0.0043	\$16.41		
92567	Other	12.3949	\$29.63	\$0.03	2.4478	\$24.45		
92557	Other	10.5646	\$69.70	\$0.06	2.6335	\$58.27		
69210	Other	8.2169	\$67.20	\$0.05	0.0156	\$56.73		
92552	Other	5.6320	\$37.77	\$0.02	0.3064	\$43.03		
92587	Other	4.3879	\$52.82	\$0.02	0.3047	\$38.32		
69209	Other	3.3652	\$26.44	\$0.01	0.0010	\$12.00		
92586	Other	2.4546	\$165.75	\$0.03	0.2282	\$112.56		
All Other	96	0.0007	\$96.78	\$0.00	0.0000	\$155.07		
All Other	97	0.0011	\$118.49	\$0.00			Case volume too low to display	
All Other	Other	24.3271	\$92.15	\$0.19	2.7993	\$77.02		

Procedure codes included in the "All Other" rows:

92531, 92532, 92533, 92534, 92537, 92538, 92540, 92541, 92542, 92543, 92544, 92545, 92546, 92547, 92548, 92549, 92550, 92553, 92555, 92556, 92558, 92559, 92560, 92561, 92562, 92563, 92564, 92565, 92568, 92569, 92570, 92571, 92572, 92575, 92576, 92577, 92579, 92582, 92583, 92584, 92585, 92588, 92590, 92591, 92592, 92593, 92594, 92595, 92596, 92601, 92602, 92603, 92604, 92620, 92621, 92625, 92626, 92627, 92630, 92633, 92640, 92700, 95940, 95941, 95992, 97112, 97755, 98966, 98967, 98968, 99366, 99368, G0451, G0453, G2010, G2012, V5008, V5010, V5011, V5014, V5020, V5090, V5110, V5160, V5200, V5240, V5241, V5275, V5299, V5336, V5362, V5363

Exhibit A-8
American Speech-Language Hearing Association
Commercial Large Group Cost and Utilization Model
Nationwide Utilization and Allowed Service Levels
Audiology Procedures - Include Telehealth and Non-Telehealth Services
Claims incurred January 2020 thru December 2020
Member Months: 560,276,043

CPT copyright 2022 American Medical Association. All rights reserved.

Procedure Code		All Provider Specialties			Audiologist (billing independently)		
		Utilization Per 1,000	Average Allowed per Unit	Allowed PMPM	Credibility Considerations	Utilization Per 1,000	Average Allowed per Unit
97112	96	0.1492	\$38.61	\$0.00			
97112	97	0.2562	\$50.25	\$0.00			Case volume too low to display
97112	Other	273.7499	\$34.42	\$0.79			Case volume too low to display
96110	Other	34.4761	\$14.96	\$0.04	0.0310	\$23.60	
92551	Other	21.2447	\$17.78	\$0.03	0.0017	\$19.58	
92567	Other	12.6878	\$29.92	\$0.03	0.0046	\$15.01	
92557	Other	10.5980	\$70.15	\$0.06	2.4896	\$24.44	
69210	Other	8.2019	\$68.43	\$0.05	2.6514	\$58.13	
92552	Other	5.8723	\$38.02	\$0.02	0.0154	\$53.49	
92587	Other	4.6329	\$53.48	\$0.02	0.3100	\$42.83	
69209	Other	3.3553	\$26.74	\$0.01	0.3210	\$38.02	
92586	Other	2.6163	\$164.51	\$0.04	0.0010	\$11.03	
All Other	96	0.0005	\$113.20	\$0.00	0.2510	\$111.31	
All Other	97	0.0010	\$110.66	\$0.00	0.0000	\$155.07	Case volume too low to display
All Other	Other	24.7385	\$91.01	\$0.19	2.8487	\$76.88	

Procedure codes included in the "All Other" rows:

92531, 92532, 92533, 92534, 92537, 92538, 92540, 92541, 92542, 92543, 92544, 92545, 92546, 92547, 92548, 92549, 92550, 92553, 92555, 92556, 92558, 92559, 92560, 92561, 92562, 92563, 92564, 92565, 92568, 92569, 92570, 92571, 92572, 92575, 92576, 92577, 92579, 92582, 92583, 92584, 92585, 92588, 92590, 92591, 92592, 92593, 92594, 92595, 92596, 92601, 92602, 92603, 92604, 92620, 92621, 92625, 92626, 92627, 92630, 92633, 92640, 92700, 95940, 95941, 95992, 97112, 97755, 98966, 98967, 98968, 99366, 99368, G0451, G0453, G2010, G2012, V5008, V5010, V5011, V5014, V5020, V5090, V5110, V5160, V5200, V5240, V5241, V5275, V5299, V5336, V5362, V5363

Exhibit A-9
American Speech-Language Hearing Association
Commercial Individual and Small Group Cost and Utilization Model
Nationwide Utilization and Allowed Service Levels
Audiology Procedures - Include Telehealth and Non-Telehealth Services
Claims incurred January 2020 thru December 2020
Member Months: 93,091,127

CPT copyright 2022 American Medical Association. All rights reserved.

Procedure Code		All Provider Specialties			Audiologist (billing independently)		
		Utilization Per 1,000	Average Allowed per Unit	Allowed PMPM	Credibility Considerations	Utilization Per 1,000	Average Allowed per Unit
97112	96	0.0379	\$46.38	\$0.00			
97112	97	0.2417	\$68.44	\$0.00			Case volume too low to display
97112	Other	221.2424	\$31.41	\$0.58	0.0108	\$23.49	Case volume too low to display
96110	Other	17.6779	\$12.10	\$0.02			Case volume too low to display
92551	Other	13.5283	\$15.74	\$0.02	0.0028	\$29.95	
92567	Other	10.6324	\$27.51	\$0.02	2.1967	\$24.48	
92557	Other	10.3637	\$66.99	\$0.06	2.5260	\$59.13	
69210	Other	8.3066	\$59.93	\$0.04	0.0168	\$74.63	
92552	Other	4.1859	\$35.63	\$0.01	0.2845	\$44.34	
69209	Other	3.4248	\$24.70	\$0.01	0.0005	\$52.00	Benchmarks are not credible Benchmarks are based on untrended 2019 data
92587	Other	2.9129	\$46.48	\$0.01	0.2064	\$41.12	
G2012	Other	2.3528	\$14.66	\$0.00			Case volume too low to display
All Other	96	0.0010	\$195.90	\$0.00			Case volume too low to display
All Other	97	0.0018	\$145.20	\$0.00			Case volume too low to display
All Other	Other	20.9076	\$115.25	\$0.20	2.4910	\$81.86	

Procedure codes included in the "All Other" rows:

92531, 92532, 92533, 92534, 92537, 92538, 92540, 92541, 92542, 92543, 92544, 92545, 92546, 92547, 92548, 92549, 92550, 92553, 92555, 92556, 92558, 92559, 92560, 92561, 92562, 92563, 92564, 92565, 92568, 92569, 92570, 92571, 92572, 92575, 92576, 92577, 92579, 92582, 92583, 92584, 92585, 92586, 92588, 92590, 92591, 92592, 92593, 92594, 92595, 92596, 92601, 92602, 92603, 92604, 92620, 92621, 92625, 92626, 92627, 92630, 92633, 92640, 92700, 95940, 95941, 95992, 97112, 97755, 98966, 98967, 98968, 99366, 99368, G0451, G0453, G2010, V5008, V5010, V5011, V5014, V5020, V5090, V5110, V5160, V5200, V5240, V5241, V5275, V5299, V5336, V5362, V5363

Exhibit A-10
American Speech-Language Hearing Association
Medicare Fee for Service Cost and Utilization Model
Nationwide Utilization and Allowed Service Levels
Audiology Procedures - Include Telehealth and Non-Telehealth Services
Claims incurred January 2020 thru December 2020
Member Months: 19,177,070

CPT copyright 2022 American Medical Association. All rights reserved.

Procedure Code		All Provider Specialties			Audiologist (billing independently)		
		Utilization Per 1,000	Average Allowed per Unit	Allowed PMPM	Credibility Considerations	Utilization Per 1,000	Average Allowed per Unit
97112	96	0.1064	\$35.64	\$0.00			Case volume too low to display
97112	97	0.8197	\$32.66	\$0.00			Case volume too low to display
97112	Other	1,022.2346	\$30.62	\$2.61			Case volume too low to display
69210	Other	42.5665	\$43.88	\$0.16	0.0375	\$19.86	
92557	Other	33.2222	\$42.86	\$0.12	22.7528	\$38.99	
G2012	Other	26.3346	\$14.44	\$0.03			Case volume too low to display
92567	Other	24.4085	\$17.08	\$0.03	15.4409	\$16.11	
G0453	Other	12.7659	\$32.32	\$0.03	0.0538	\$29.69	Benchmarks are not credible
69209	Other	8.9626	\$19.06	\$0.01			Case volume too low to display
92550	Other	5.5554	\$25.02	\$0.01	3.5092	\$23.13	
95992	97	0.0213	\$42.81	\$0.00			Case volume too low to display
95992	Other	5.0260	\$43.39	\$0.02	0.1283	\$31.60	
98968	Other	3.5890	\$36.24	\$0.01			Case volume too low to display
All Other	96						Case volume too low to display
All Other	97						Case volume too low to display
All Other	Other	30.8406	\$47.88	\$0.12	11.1585	\$49.88	Case volume too low to display

Procedure codes included in the "All Other" rows:

92531, 92532, 92533, 92534, 92537, 92538, 92540, 92541, 92542, 92543, 92544, 92545, 92546, 92547, 92548, 92549, 92551, 92552, 92553, 92555, 92556, 92558, 92559, 92560, 92561, 92562, 92563, 92564, 92565, 92568, 92569, 92570, 92571, 92572, 92575, 92576, 92577, 92579, 92582, 92583, 92584, 92585, 92586, 92587, 92588, 92590, 92591, 92592, 92593, 92594, 92595, 92596, 92601, 92602, 92603, 92604, 92620, 92621, 92625, 92626, 92627, 92630, 92633, 92640, 92700, 95940, 95941, 96110, 97112, 97755, 98966, 98967, 99366, 99368, G0451, G2010, V5008, V5010, V5011, V5014, V5020, V5090, V5110, V5160, V5200, V5240, V5241, V5275, V5299, V5336, V5362, V5363

Exhibit A-11
American Speech-Language Hearing Association
Medicare Advantage Cost and Utilization Model
Nationwide Utilization and Allowed Service Levels
Audiology Procedures - Include Telehealth and Non-Telehealth Services
Claims incurred January 2020 thru December 2020
Member Months: 23,143,638

CPT copyright 2022 American Medical Association. All rights reserved.

Procedure Code		All Provider Specialties			Audiologist (billing independently)			
		Utilization Per 1,000	Average Allowed per Unit	Allowed PMPM	Credibility Considerations	Utilization Per 1,000	Average Allowed per Unit	Credibility Considerations
97112	97	1.2454	\$33.77	\$0.00				
97112	Other	603.6143	\$23.48	\$1.18		0.0037	\$28.41	Case volume too low to display Benchmarks are not credible Benchmarks are based on untrended 2019 data
69210	Other	39.4543	\$34.02	\$0.11		0.1530	\$40.84	
92557	Other	36.9212	\$36.00	\$0.11		16.8238	\$35.15	
92567	Other	28.0479	\$12.94	\$0.03		10.6951	\$14.27	
G2012	Other	25.3972	\$13.48	\$0.03				Case volume too low to display
G0453	Other	11.4408	\$51.68	\$0.05		0.0498	\$45.15	
69209	Other	10.0538	\$16.39	\$0.01				Case volume too low to display
V5010	Other	9.1256	\$45.01	\$0.03		7.4752	\$45.49	
95992	97	0.0140	\$44.16	\$0.00				Case volume too low to display
95992	Other	6.1363	\$29.03	\$0.01		0.0586	\$39.89	
98966	Other	4.9873	\$15.14	\$0.01				Case volume too low to display
All Other	96				Case volume too low to display			Case volume too low to display
All Other	97				Case volume too low to display			Case volume too low to display
All Other	Other	41.6748	\$45.55	\$0.16		10.9510	\$46.41	

Procedure codes included in the "All Other" rows:

92531, 92532, 92533, 92534, 92537, 92538, 92540, 92541, 92542, 92543, 92544, 92545, 92546, 92547, 92548, 92549, 92550, 92551, 92552, 92553, 92555, 92556, 92558, 92559, 92560, 92561, 92562, 92563, 92564, 92565, 92568, 92569, 92570, 92571, 92572, 92575, 92576, 92577, 92579, 92582, 92583, 92584, 92585, 92586, 92587, 92588, 92590, 92591, 92592, 92593, 92594, 92595, 92596, 92601, 92602, 92603, 92604, 92620, 92621, 92625, 92626, 92627, 92630, 92633, 92640, 92700, 95940, 95941, 96110, 97112, 97755, 98967, 98968, 99366, 99368, G0451, G2010, V5008, V5011, V5014, V5020, V5090, V5110, V5160, V5200, V5240, V5241, V5275, V5299, V5336, V5362, V5363

Exhibit A-12
American Speech-Language Hearing Association
Managed Medicaid Cost and Utilization Model
Nationwide Utilization and Allowed Service Levels
Audiology Procedures - Include Telehealth and Non-Telehealth Services
Claims incurred January 2020 thru December 2020
Member Months: 59,991,282

CPT copyright 2022 American Medical Association. All rights reserved.

Procedure Code		All Provider Specialties			Audiologist (billing independently)		
		Utilization Per 1,000	Average Allowed per Unit	Allowed PMPM	Credibility Considerations	Utilization Per 1,000	Average Allowed per Unit
97112	96	0.1536	\$16.40	\$0.00			Case volume too low to display
97112	97	0.2474	\$20.27	\$0.00			Case volume too low to display
97112	Other	116.2563	\$21.89	\$0.21			Case volume too low to display
96110	Other	64.1275	\$17.89	\$0.10			Case volume too low to display
92551	Other	38.4004	\$12.73	\$0.04	0.0102	\$71.11	
92567	Other	12.0654	\$18.21	\$0.02	4.1224	\$13.01	
92552	Other	11.2004	\$20.51	\$0.02	0.5201	\$19.06	
69210	Other	6.7308	\$36.79	\$0.02	0.0090	\$29.33	
92587	Other	6.5524	\$47.86	\$0.03	0.9307	\$31.02	
92557	Other	6.0819	\$41.93	\$0.02	2.6866	\$37.26	
G2012	Other	5.5814	\$12.29	\$0.01			Case volume too low to display
92586	Other	3.1745	\$64.43	\$0.02	0.4125	\$59.71	
All Other	96	0.0022	\$30.00	\$0.00	0.0022	\$30.00	
All Other	97						Case volume too low to display
All Other	Other	26.6642	\$45.47	\$0.10	5.7635	\$47.90	

Procedure codes included in the "All Other" rows:

69209, 92531, 92532, 92533, 92534, 92537, 92538, 92540, 92541, 92542, 92543, 92544, 92545, 92546, 92547, 92548, 92549, 92550, 92553, 92555, 92556, 92558, 92559, 92560, 92561, 92562, 92563, 92564, 92565, 92568, 92569, 92570, 92571, 92572, 92575, 92576, 92577, 92579, 92582, 92583, 92584, 92585, 92588, 92590, 92591, 92592, 92593, 92594, 92595, 92596, 92601, 92602, 92603, 92604, 92620, 92621, 92625, 92626, 92627, 92630, 92633, 92640, 92700, 95940, 95941, 95992, 97112, 97755, 98966, 98967, 98968, 99366, 99368, G0451, G0453, G2010, V5008, V5010, V5011, V5014, V5020, V5090, V5110, V5160, V5200, V5240, V5241, V5275, V5299, V5336, V5362, V5363

Exhibit B-1
American Speech-Language Hearing Association
Commercial Cost and Utilization Model
Nationwide Utilization and Allowed Service Levels
SLP Procedures - Telehealth Services Only
Claims incurred January 2020 thru December 2020
Member Months: 653,367,170

CPT copyright 2022 American Medical Association. All rights reserved.

Procedure Code	Modifier	All Provider Specialties			Speech Language Pathologists			
		Utilization Per 1,000	Average Allowed per Unit	Allowed PMPM	Credibility Considerations	Utilization Per 1,000	Average Allowed per Unit	Credibility Considerations
92507		9.6271	\$91.72	\$0.07		2.8958	\$93.00	
92526		0.7631	\$94.50	\$0.01		0.2233	\$81.04	
92523		0.1361	\$231.68	\$0.00		0.0394	\$217.14	
92609		0.0943	\$133.27	\$0.00		0.0356	\$124.01	
92508		0.0528	\$40.81	\$0.00		0.0084	\$33.91	
97129		0.0507	\$95.93	\$0.00		0.0096	\$21.50	
92610		0.0453	\$208.68	\$0.00		0.0084	\$104.65	
92524		0.0318	\$170.00	\$0.00		0.0083	\$142.42	
92630		0.0305	\$138.56	\$0.00		0.0055	\$117.97	
92522		0.0248	\$125.73	\$0.00		0.0090	\$117.94	
All Other		6.5485	\$36.13	\$0.02		0.0776	\$38.56	

Procedure codes included in the "All Other" rows:

31575, 31579, 92511, 92520, 92521, 92525, 92597, 92605, 92606, 92607, 92608, 92611, 92612, 92613, 92614, 92615, 92616, 92617, 92618, 92626, 92627, 92633, 92700, 95940, 95941, 96105, 96110, 96112, 96113, 96125, 97112, 97130, 97533, 97535, 97755, 98966, 98967, 98968, 99366, 99368, G0451, G0453, G2010, G2012, S9152, V5008, V5336, V5362, V5363, V5364

Exhibit B-2
American Speech-Language Hearing Association
Commercial Large Group Cost and Utilization Model
Nationwide Utilization and Allowed Service Levels
SLP Procedures - Telehealth Services Only
Claims incurred January 2020 thru December 2020
Member Months: 560,276,043

CPT copyright 2022 American Medical Association. All rights reserved.

Procedure Code	Modifier	All Provider Specialties			Speech Language Pathologists			
		Utilization Per 1,000	Average Allowed per Unit	Allowed PMPM	Credibility Considerations	Utilization Per 1,000	Average Allowed per Unit	Credibility Considerations
92507		10.1294	\$92.12	\$0.08		2.8276	\$93.43	
92526		0.8101	\$94.18	\$0.01		0.2194	\$80.06	
92523		0.1411	\$233.84	\$0.00		0.0379	\$221.02	
92609		0.1013	\$134.06	\$0.00		0.0368	\$127.78	
92508		0.0571	\$39.02	\$0.00		0.0080	\$28.63	
92610		0.0492	\$210.48	\$0.00		0.0086	\$103.69	
97129		0.0462	\$49.03	\$0.00		0.0074	\$23.78	
92524		0.0321	\$170.69	\$0.00		0.0079	\$141.50	
92630		0.0313	\$137.12	\$0.00		0.0055	\$113.15	
92522		0.0256	\$125.24	\$0.00		0.0088	\$119.96	
All Other		6.5420	\$36.48	\$0.02		0.0709	\$33.24	

Procedure codes included in the "All Other" rows:

31575, 31579, 92511, 92520, 92521, 92525, 92597, 92605, 92606, 92607, 92608, 92611, 92612, 92613, 92614, 92615, 92616, 92617, 92618, 92626, 92627, 92633, 92700, 95940, 95941, 96105, 96110, 96112, 96113, 96125, 97112, 97130, 97533, 97535, 97755, 98966, 98967, 98968, 99366, 99368, G0451, G0453, G2010, G2012, S9152, V5008, V5336, V5362, V5363, V5364

Exhibit B-3
American Speech-Language Hearing Association
Commercial Individual and Small Group Cost and Utilization Model
Nationwide Utilization and Allowed Service Levels
SLP Procedures - Telehealth Services Only
Claims incurred January 2020 thru December 2020
Member Months: 93,091,127

CPT copyright 2022 American Medical Association. All rights reserved.

Procedure Code	Modifier	All Provider Specialties			Speech Language Pathologists			
		Utilization Per 1,000	Average Allowed per Unit	Allowed PMPM	Credibility Considerations	Utilization Per 1,000	Average Allowed per Unit	Credibility Considerations
92507		6.6036	\$88.02	\$0.05		3.3058	\$90.76	
92526		0.4798	\$97.67	\$0.00		0.2472	\$86.25	
92523		0.1337	\$13.05	\$0.00				Case volume too low to display
97129		0.1060	\$214.31	\$0.00		0.0486	\$198.93	
92609		0.0777	\$263.53	\$0.00		0.0224	\$16.97	
92524		0.0567	\$8.26	\$0.00				Case volume too low to display
92610		0.0519	\$124.00	\$0.00		0.0280	\$94.14	
92521		0.0461	\$108.81	\$0.00		0.0013	\$108.95	Benchmarks are not credible
92508		0.0455	\$34.85	\$0.00		0.0155	\$22.22	
92630		0.0320	\$52.99	\$0.00				Case volume too low to display
All Other		6.2294	\$32.68	\$0.02		0.1065	\$59.47	

Procedure codes included in the "All Other" rows:

31575, 31579, 92511, 92520, 92522, 92525, 92597, 92605, 92606, 92607, 92608, 92611, 92612, 92613, 92614, 92615, 92616, 92617, 92618, 92626, 92627, 92633, 92700, 95940, 95941, 96105, 96110, 96112, 96113, 96125, 97112, 97130, 97533, 97535, 97755, 98966, 98967, 98968, 99366, 99368, G0451, G0453, G2010, G2012, S9152, V5008, V5336, V5362, V5363, V5364

Exhibit B-4
American Speech-Language Hearing Association
Medicare Fee for Service Cost and Utilization Model
Nationwide Utilization and Allowed Service Levels
SLP Procedures - Telehealth Services Only
Claims incurred January 2020 thru December 2020
Member Months: 19,177,070

CPT copyright 2022 American Medical Association. All rights reserved.

Procedure Code	Modifier	All Provider Specialties			Speech Language Pathologists			
		Utilization Per 1,000	Average Allowed per Unit	Allowed PMPM	Credibility Considerations	Utilization Per 1,000	Average Allowed per Unit	Credibility Considerations
92507		1.6657	\$86.55	\$0.01		1.1401	\$81.63	
97129		0.1783	\$29.12	\$0.00		0.0501	\$25.11	
92526		0.1158	\$95.20	\$0.00		0.0432	\$93.90	
92524		0.0645	\$111.85	\$0.00		0.0344	\$97.64	
92523		0.0488	\$201.56	\$0.00		0.0263	\$193.49	
92609		0.0457	\$87.70	\$0.00		0.0294	\$112.88	
92610		0.0275	\$92.89	\$0.00		0.0075	\$97.00	
92508		0.0269	\$26.04	\$0.00		0.0269	\$26.04	
92522		0.0150	\$84.27	\$0.00		0.0044	\$96.53	Benchmarks are not credible
92607		0.0056	\$140.01	\$0.00	Benchmarks are not credible	0.0031	\$145.86	Benchmarks are not credible
All Other		19.6369	\$23.51	\$0.04		0.1445	\$29.09	

Procedure codes included in the "All Other" rows:

31575, 31579, 92511, 92520, 92521, 92525, 92597, 92605, 92606, 92608, 92611, 92612, 92613, 92614, 92615, 92616, 92617, 92618, 92626, 92627, 92630, 92633, 92700, 95940, 95941, 96105, 96110, 96112, 96113, 96125, 97112, 97130, 97533, 97535, 97755, 98966, 98967, 98968, 99366, 99368, G0451, G0453, G2010, G2012, S9152, V5008, V5336, V5362, V5363, V5364

Exhibit B-5
American Speech-Language Hearing Association
Medicare Advantage Cost and Utilization Model
Nationwide Utilization and Allowed Service Levels
SLP Procedures - Telehealth Services Only
Claims incurred January 2020 thru December 2020
Member Months: 23,143,638

CPT copyright 2022 American Medical Association. All rights reserved.

Procedure Code	Modifier	All Provider Specialties			Speech Language Pathologists			
		Utilization Per 1,000	Average Allowed per Unit	Allowed PMPM	Credibility Considerations	Utilization Per 1,000	Average Allowed per Unit	Credibility Considerations
92507		0.9190	\$68.35	\$0.01		0.2738	\$76.25	
92526		0.1654	\$94.24	\$0.00		0.0099	\$90.17	
97129		0.0710	\$24.10	\$0.00		0.0228	\$23.75	
92524		0.0327	\$100.85	\$0.00		0.0161	\$91.03	
92523		0.0233	\$210.82	\$0.00		0.0057	\$189.98	
92610		0.0192	\$125.30	\$0.00				Case volume too low to display
All Other		16.2428	\$19.67	\$0.03		0.0441	\$24.66	

Procedure codes included in the "All Other" rows:

31575, 31579, 92508, 92511, 92520, 92521, 92522, 92525, 92597, 92605, 92606, 92607, 92608, 92609, 92611, 92612, 92613, 92614, 92615, 92616, 92617, 92618, 92626, 92627, 92630, 92633, 92700, 95940, 95941, 96105, 96110, 96112, 96113, 96125, 97112, 97130, 97533, 97535, 97755, 98966, 98967, 98968, 99366, 99368, G0451, G0453, G2010, G2012, S9152, V5008, V5336, V5362, V5363, V5364

Exhibit B-6
American Speech-Language Hearing Association
Managed Medicaid Cost and Utilization Model
Nationwide Utilization and Allowed Service Levels
SLP Procedures - Telehealth Services Only
Claims incurred January 2020 thru December 2020
Member Months: 59,991,282

CPT copyright 2022 American Medical Association. All rights reserved.

Procedure Code		All Provider Specialties			Speech Language Pathologists			
		Utilization Per 1,000	Average Allowed per Unit	Allowed PMPM	Credibility Considerations	Utilization Per 1,000	Average Allowed per Unit	Credibility Considerations
	Modifier							
92507		15.7273	\$58.70	\$0.08		12.0832	\$47.75	
92526		0.7361	\$71.03	\$0.00		0.4543	\$51.96	
92523		0.3561	\$124.42	\$0.00		0.2320	\$115.07	
92609		0.1454	\$64.31	\$0.00		0.1374	\$60.80	
92630		0.1184	\$140.79	\$0.00		0.0786	\$151.04	
92610		0.0414	\$94.90	\$0.00		0.0144	\$60.94	
97129		0.0406	\$44.91	\$0.00		0.0110	\$17.76	Benchmarks are not credible
92508		0.0342	\$35.36	\$0.00		0.0178	\$22.04	
92522		0.0294	\$79.24	\$0.00		0.0174	\$71.57	
92524		0.0164	\$97.62	\$0.00		0.0056	\$95.93	
All Other		10.4171	\$18.96	\$0.02		0.1156	\$20.33	

Procedure codes included in the "All Other" rows:

31575, 31579, 92511, 92520, 92521, 92525, 92597, 92605, 92606, 92607, 92608, 92611, 92612, 92613, 92614, 92615, 92616, 92617, 92618, 92626, 92627, 92633, 92700, 95940, 95941, 96105, 96110, 96112, 96113, 96125, 97112, 97130, 97533, 97535, 97755, 98966, 98967, 98968, 99366, 99368, G0451, G0453, G2010, G2012, S9152, V5008, V5336, V5362, V5363, V5364

Exhibit B-7
American Speech-Language Hearing Association
Commercial Cost and Utilization Model
Nationwide Utilization and Allowed Service Levels
SLP Procedures - Include Telehealth and Non-Telehealth Services
Claims incurred January 2020 thru December 2020
Member Months: 653,367,170

CPT copyright 2022 American Medical Association. All rights reserved.

Procedure Code Modifier		All Provider Specialties			Speech Language Pathologists			
		Utilization Per 1,000	Average Allowed per Unit	Allowed PMPM	Credibility Considerations	Utilization Per 1,000	Average Allowed per Unit	Credibility Considerations
97112	96	0.1333	\$38.92	\$0.00		0.0027	\$71.19	
97112	97	0.2541	\$52.71	\$0.00		0.0013	\$18.04	
97112	Other	266.2687	\$34.06	\$0.76		0.0423	\$27.96	
92507	96	0.5729	\$100.90	\$0.00		0.0817	\$109.77	
92507	97	0.0211	\$150.02	\$0.00		0.0066	\$166.18	
92507	Other	59.0785	\$94.11	\$0.46		9.7385	\$87.85	
96110	Other	32.0827	\$14.74	\$0.04		0.0060	\$6.64	
97535	96	0.1438	\$46.14	\$0.00		0.0002	\$75.85	Benchmarks are not credible Benchmarks are based on untrended 2019 data Case volume too low to display
97535	97	0.0349	\$73.60	\$0.00				
97535	Other	23.4673	\$37.97	\$0.07		0.2301	\$40.93	
92526	96	0.0335	\$112.47	\$0.00		0.0037	\$102.01	
92526	97	0.0073	\$186.25	\$0.00		0.0004	\$138.69	
92526	Other	6.2328	\$105.19	\$0.05		0.8896	\$90.04	
31575	Other	5.3982	\$196.74	\$0.09		0.0030	\$148.59	
G2012	Other	2.3600	\$17.34	\$0.00		0.0003	\$15.54	Benchmarks are not credible
92508	96	0.0074	\$350.65	\$0.00		0.0004	\$124.21	
92508	97	0.0001	\$156.76	\$0.00	Benchmarks are not credible Benchmarks are based on untrended 2019 data			Case volume too low to display
92508	Other	2.0931	\$26.82	\$0.00		0.1596	\$31.01	
95941	Other	1.9832	\$353.55	\$0.06				Case volume too low to display
92523	96	0.0192	\$243.04	\$0.00		0.0025	\$269.38	Case volume too low to display
92523	97	0.0009	\$258.44	\$0.00		0.0001	\$245.72	Benchmarks are not credible Benchmarks are based on untrended 2019 data
92523	Other	1.8589	\$250.55	\$0.04		0.2832	\$206.35	
All Other	96	0.0130	\$157.05	\$0.00		0.0019	\$176.54	
All Other	97	0.0175	\$134.04	\$0.00		0.0011	\$270.94	
All Other	Other	14.6094	\$119.46	\$0.15		0.6769	\$98.50	

Procedure codes included in the "All Other" rows:

31579, 92511, 92520, 92521, 92522, 92524, 92525, 92597, 92605, 92606, 92607, 92608, 92609, 92610, 92611, 92612, 92613, 92614, 92615, 92616, 92617, 92618, 92626, 92627, 92630, 92633, 92700, 95940, 96105, 96112, 96113, 96125, 97112, 97129, 97130, 97533, 97755, 98966, 98967, 98968, 99366, 99368, G0451, G0453, G2010, S9152, V5008, V5336, V5362, V5363, V5364

Exhibit B-8
American Speech-Language Hearing Association
Commercial Large Group Cost and Utilization Model
Nationwide Utilization and Allowed Service Levels
SLP Procedures - Include Telehealth and Non-Telehealth Services
Claims incurred January 2020 thru December 2020
Member Months: 560,276,043

CPT copyright 2022 American Medical Association. All rights reserved.

Procedure Code Modifier		All Provider Specialties			Speech Language Pathologists			
		Utilization Per 1,000	Average Allowed per Unit	Allowed PMPM	Credibility Considerations	Utilization Per 1,000	Average Allowed per Unit	Credibility Considerations
97112	96	0.1492	\$38.61	\$0.00		0.0031	\$71.19	
97112	97	0.2562	\$50.25	\$0.00		0.0014	\$17.86	
97112	Other	273.7499	\$34.42	\$0.79		0.0450	\$28.73	
92507	96	0.6066	\$98.37	\$0.00		0.0720	\$108.40	
92507	97	0.0216	\$148.62	\$0.00		0.0075	\$166.79	
92507	Other	63.0969	\$94.15	\$0.50		9.5964	\$88.03	
96110	Other	34.4761	\$14.96	\$0.04		0.0069	\$6.23	
97535	96	0.1562	\$46.17	\$0.00		0.0002	\$75.85	Benchmarks are not credible Benchmarks are based on untrended 2019 data Case volume too low to display
97535	97	0.0335	\$73.81	\$0.00				
97535	Other	23.8493	\$38.56	\$0.08		0.2324	\$43.45	
92526	96	0.0334	\$109.00	\$0.00		0.0028	\$130.17	
92526	97	0.0067	\$183.40	\$0.00		0.0004	\$136.25	
92526	Other	6.5828	\$105.46	\$0.06		0.8669	\$90.23	
31575	Other	5.2439	\$200.54	\$0.09		0.0029	\$138.16	
G2012	Other	2.3612	\$17.78	\$0.00		0.0004	\$15.54	Benchmarks are not credible
92508	96	0.0075	\$376.71	\$0.00		0.0002	\$170.88	Benchmarks are not credible
92508	97	0.0001	\$153.75	\$0.00	Benchmarks are not credible Benchmarks are based on untrended 2019 data			Case volume too low to display
92508	Other	2.2069	\$26.46	\$0.00		0.1533	\$30.95	
92523	96	0.0205	\$238.11	\$0.00		0.0023	\$261.33	
92523	97	0.0008	\$263.25	\$0.00		0.0001	\$245.72	Case volume too low to display
92523	Other	1.9582	\$250.66	\$0.04		0.2772	\$209.03	
95941	Other	1.9521	\$349.44	\$0.06				Case volume too low to display
All Other	96	0.0132	\$158.82	\$0.00		0.0019	\$179.81	
All Other	97	0.0145	\$131.74	\$0.00		0.0010	\$261.89	
All Other	Other	14.8681	\$117.00	\$0.14		0.6372	\$99.96	

Procedure codes included in the "All Other" rows:

31579, 92511, 92520, 92521, 92522, 92524, 92525, 92597, 92605, 92606, 92607, 92608, 92609, 92610, 92611, 92612, 92613, 92614, 92615, 92616, 92617, 92618, 92626, 92627, 92630, 92633, 92700, 95940, 96105, 96112, 96113, 96125, 97112, 97129, 97130, 97533, 97755, 98966, 98967, 98968, 99366, 99368, G0451, G0453, G2010, S9152, V5008, V5336, V5362, V5363, V5364

Exhibit B-9
American Speech-Language Hearing Association
Commercial Individual and Small Group Cost and Utilization Model
Nationwide Utilization and Allowed Service Levels
SLP Procedures - Include Telehealth and Non-Telehealth Services
Claims incurred January 2020 thru December 2020
Member Months: 93,091,127
CPT copyright 2022 American Medical Association. All rights reserved.

Procedure Code		All Provider Specialties			Speech Language Pathologists		
		Utilization Per 1,000	Average Allowed per Unit	Allowed PMPM	Credibility Considerations	Utilization Per 1,000	Average Allowed per Unit
97112	96	0.0379	\$46.38	\$0.00			Case volume too low to display
97112	97	0.2417	\$68.44	\$0.00			Case volume too low to display
97112	Other	221.2424	\$31.41	\$0.58			
92507	96	0.3701	\$125.80	\$0.00	0.0259	\$19.99	
92507	97	0.0180	\$160.15	\$0.00	0.1400	\$113.99	
92507	Other	34.8939	\$93.63	\$0.27	0.0010	\$139.65	Benchmarks are not credible
97535	96	0.0692	\$45.80	\$0.00	10.5935	\$86.87	Case volume too low to display
97535	97	0.0432	\$72.65	\$0.00			Case volume too low to display
97535	Other	21.1678	\$33.98	\$0.06	0.2160	\$24.60	
96110	Other	17.6779	\$12.10	\$0.02	0.0008	\$27.77	Benchmarks are not credible Benchmarks are based on untrended 2019 data
31575	Other	6.3269	\$177.78	\$0.09	0.0035	\$200.74	
92526	96	0.0339	\$133.07	\$0.00	0.0086	\$46.53	
92526	97	0.0111	\$196.60	\$0.00			Case volume too low to display
92526	Other	4.1265	\$102.65	\$0.04	1.0263	\$89.08	
G2012	Other	2.3528	\$14.66	\$0.00			Benchmarks are not credible
95941	Other	2.1703	\$375.81	\$0.07			Case volume too low to display
97130	97	0.0157	\$92.24	\$0.00			Case volume too low to display
97130	Other	1.4365	\$43.55	\$0.01	0.1321	\$23.23	
92508	96	0.0068	\$179.49	\$0.00	0.0013	\$77.53	Benchmarks are not credible
92508	Other	1.4079	\$30.17	\$0.00	0.1980	\$31.32	Case volume too low to display
All Other	96	0.0241	\$216.85	\$0.00	0.0055	\$248.56	
All Other	97	0.0168	\$204.95	\$0.00			Case volume too low to display
All Other	Other	12.8711	\$157.80	\$0.17	1.1012	\$129.50	

Procedure codes included in the "All Other" rows:

31579, 92511, 92520, 92521, 92522, 92523, 92524, 92525, 92597, 92605, 92606, 92607, 92608, 92609, 92610, 92611, 92612, 92613, 92614, 92615, 92616, 92617, 92618, 92626, 92627, 92630, 92633, 92700, 95940, 96105, 96112, 96113, 96125, 97112, 97129, 97533, 97755, 98966, 98967, 98968, 99366, 99368, G0451, G0453, G2010, S9152, V5008, V5336, V5362, V5363, V5364

Exhibit B-10
American Speech-Language Hearing Association
Medicare Fee for Service Cost and Utilization Model
Nationwide Utilization and Allowed Service Levels
SLP Procedures - Include Telehealth and Non-Telehealth Services
Claims incurred January 2020 thru December 2020
Member Months: 19,177,070

CPT copyright 2022 American Medical Association. All rights reserved.

Procedure Code		All Provider Specialties			Speech Language Pathologists		
		Utilization Per 1,000	Average Allowed per Unit	Allowed PMPM	Credibility Considerations	Utilization Per 1,000	Average Allowed per Unit
97112	96	0.1064	\$35.64	\$0.00			Case volume too low to display
97112	97	0.8197	\$32.66	\$0.00			Case volume too low to display
97112	Other	1,022.2346	\$30.62	\$2.61			Case volume too low to display
97535	96	0.0682	\$31.82	\$0.00			Case volume too low to display
97535	97	0.2128	\$28.52	\$0.00			Case volume too low to display
97535	Other	490.5778	\$27.50	\$1.12	0.2021	\$26.14	
92526	97	0.0845	\$92.52	\$0.00	0.0081	\$90.62	
92526	Other	110.7247	\$88.01	\$0.81	3.4585	\$90.03	
92507	96	0.4099	\$79.99	\$0.00	0.4086	\$80.00	
92507	97	0.2234	\$80.34	\$0.00	0.0807	\$78.76	
92507	Other	102.4355	\$76.83	\$0.66	9.3706	\$77.92	
97130	97	0.0476	\$23.12	\$0.00			Case volume too low to display
97130	Other	45.3129	\$23.21	\$0.09	6.9445	\$23.54	
97129	Other	28.5141	\$24.33	\$0.06	3.1137	\$24.79	
G2012	Other	26.3346	\$14.44	\$0.03			Benchmarks are not credible
31575	Other	17.2187	\$118.47	\$0.17			Case volume too low to display
G0453	Other	12.7659	\$32.32	\$0.03			Case volume too low to display
92610	96	0.0043	\$94.47	\$0.00	0.0037	\$95.65	Benchmarks are not credible Benchmarks are based on untrended 2019 data
92610	97	0.0200	\$112.52	\$0.00	0.0038	\$100.14	Benchmarks are not credible
92610	Other	10.7309	\$93.86	\$0.08	0.4887	\$89.79	Case volume too low to display
All Other	96	0.0282	\$69.16	\$0.00	0.0105	\$158.08	
All Other	97	0.0551	\$121.08	\$0.00	0.0043	\$85.93	
All Other	Other	33.9928	\$96.10	\$0.27	2.0781	\$131.39	

Procedure codes included in the "All Other" rows:

31579, 92508, 92511, 92520, 92521, 92522, 92523, 92524, 92525, 92597, 92605, 92606, 92607, 92608, 92609, 92611, 92612, 92613, 92614, 92615, 92616, 92617, 92618, 92626, 92627, 92630, 92633, 92700, 95940, 95941, 96105, 96110, 96112, 96113, 96125, 97112, 97533, 97755, 98966, 98967, 98968, 99366, 99368, G0451, G2010, S9152, V5008, V5336, V5362, V5363, V5364

Exhibit B-11
American Speech-Language Hearing Association
Medicare Advantage Cost and Utilization Model
Nationwide Utilization and Allowed Service Levels
SLP Procedures - Include Telehealth and Non-Telehealth Services
Claims incurred January 2020 thru December 2020
Member Months: 23,143,638

CPT copyright 2022 American Medical Association. All rights reserved.

Procedure Code		All Provider Specialties			Speech Language Pathologists			
		Utilization Per 1,000	Average Allowed per Unit	Allowed PMPM	Credibility Considerations	Utilization Per 1,000	Average Allowed per Unit	Credibility Considerations
97112	97	1.2454	\$33.77	\$0.00			Case volume too low to display	
97112	Other	603.6143	\$23.48	\$1.18		0.1773	\$31.72	Case volume too low to display
97535	97	0.4164	\$25.22	\$0.00				Case volume too low to display
97535	Other	278.1290	\$20.23	\$0.47		0.1312	\$33.98	Case volume too low to display
92526	97	0.1986	\$57.69	\$0.00				Case volume too low to display
92526	Other	64.8828	\$62.99	\$0.34		2.5526	\$70.47	
92507	96	0.0113	\$74.74	\$0.00	Benchmarks are based on untrended 2019 data	0.0052	\$69.13	Benchmarks are based on untrended 2019 data
92507	97	0.2401	\$58.51	\$0.00		0.0544	\$64.37	
92507	Other	55.6349	\$59.59	\$0.28		4.2750	\$73.44	
G2012	Other	25.3972	\$13.48	\$0.03				Case volume too low to display
97130	Other	18.6405	\$14.57	\$0.02		1.2382	\$23.82	
31575	Other	16.9327	\$93.84	\$0.13		0.0197	\$102.06	
97129	97	0.0124	\$38.35	\$0.00	Benchmarks are not credible			Case volume too low to display
97129	Other	13.7621	\$16.21	\$0.02		0.6559	\$24.84	
G0453	Other	11.4408	\$51.68	\$0.05				Benchmarks are not credible
92610	97	0.0270	\$80.30	\$0.00				Case volume too low to display
92610	Other	9.2614	\$88.18	\$0.07		0.4490	\$74.49	
All Other	96	0.0023	\$52.31	\$0.00		0.0008	\$92.26	
All Other	97	0.0731	\$94.92	\$0.00		0.0013	\$117.84	
All Other	Other	39.2951	\$67.96	\$0.22		1.0124	\$133.67	

Procedure codes included in the "All Other" rows:

31579, 92508, 92511, 92520, 92521, 92522, 92523, 92524, 92525, 92597, 92605, 92606, 92607, 92608, 92609, 92611, 92612, 92613, 92614, 92615, 92616, 92617, 92618, 92626, 92627, 92630, 92633, 92700, 95940, 95941, 96105, 96110, 96112, 96113, 96125, 97112, 97533, 97755, 98966, 98967, 98968, 99366, 99368, G0451, G2010, S9152, V5008, V5336, V5362, V5363, V5364

Exhibit B-12
American Speech-Language Hearing Association
Managed Medicaid Cost and Utilization Model
Nationwide Utilization and Allowed Service Levels
SLP Procedures - Include Telehealth and Non-Telehealth Services
Claims incurred January 2020 thru December 2020
Member Months: 59,991,282

CPT copyright 2022 American Medical Association. All rights reserved.

Procedure Code		All Provider Specialties			Speech Language Pathologists		
		Utilization Per 1,000	Average Allowed per Unit	Allowed PMPM	Credibility Considerations	Utilization Per 1,000	Average Allowed per Unit
97112	96	0.1536	\$16.40	\$0.00			Case volume too low to display
97112	97	0.2474	\$20.27	\$0.00			Case volume too low to display
97112	Other	116.2563	\$21.89	\$0.21			Benchmarks are not credible
92507	96	0.4161	\$57.56	\$0.00	0.0028	\$18.47	
92507	97	0.2850	\$52.00	\$0.00	0.3414	\$57.76	
92507	Other	79.0951	\$54.63	\$0.36	0.1410	\$52.73	
96110	Other	64.1275	\$17.89	\$0.10	54.8574	\$43.23	
97535	96	0.0092	\$20.58	\$0.00	0.0044	\$13.35	Case volume too low to display
97535	97	0.0190	\$21.90	\$0.00			Case volume too low to display
97535	Other	17.6479	\$23.45	\$0.03	0.5503	\$14.25	
92526	96	0.0034	\$62.10	\$0.00	0.0018	\$57.12	Benchmarks are not credible
92526	97	0.0198	\$64.48	\$0.00	0.0082	\$60.50	
92526	Other	5.6566	\$59.84	\$0.03	2.3015	\$53.91	
G2012	Other	5.5814	\$12.29	\$0.01	0.0226	\$8.62	
31575	Other	3.7201	\$107.49	\$0.03	0.0088	\$130.95	Benchmarks are not credible
92523	96	0.0238	\$115.07	\$0.00	0.0156	\$123.01	
92523	97	0.0054	\$110.00	\$0.00	0.0024	\$126.52	
92523	Other	3.3514	\$128.73	\$0.04	1.7665	\$119.19	
98968	Other	1.8291	\$36.45	\$0.01	0.0596	\$24.97	
92609	97	0.0020	\$50.62	\$0.00			Case volume too low to display
92609	Other	1.2138	\$63.09	\$0.01	1.0606	\$60.30	
All Other	96	0.0240	\$95.32	\$0.00	0.0245	\$49.40	
All Other	97	0.0248	\$45.54	\$0.00	0.0141	\$44.34	
All Other	Other	14.9467	\$60.68	\$0.08	1.9197	\$49.90	

Procedure codes included in the "All Other" rows:

31579, 92508, 92511, 92520, 92521, 92522, 92524, 92525, 92597, 92605, 92606, 92607, 92608, 92610, 92611, 92612, 92613, 92614, 92615, 92616, 92617, 92618, 92626, 92627, 92630, 92633, 92700, 95940, 95941, 96105, 96112, 96113, 96125, 97112, 97129, 97130, 97533, 97755, 98966, 98967, 99366, 99368, G0451, G0453, G2010, S9152, V5008, V5336, V5362, V5363, V5364

Exhibit C - 1
 American Occupational Therapy Association
 Commercial Cost and Utilization Model
 Nationwide Utilization and Allowed Service Levels
 Occupational Therapy Procedures - Telehealth Services Only
 Claims Incurred January 2020 thru December 2020
 Member Months: 653,367,170
 CPT copyright 2022 American Medical Association. All rights reserved.

		All Provider Specialties				Speech Language Pathologists			Audiologist (billing independently)			Physical therapist (independently practicing)			Occupational therapist (independently practicing)		
Procedure Code	Modifier	Utilization Per 1,000	Average		Credibility Considerations	Utilization Per 1,000	Average		Utilization Per 1,000	Average		Utilization Per 1,000	Average		Utilization Per 1,000	Average	
			Allowed per Unit	Allowed PMPM			Allowed per Unit	Allowed per Unit		Allowed per Unit	Allowed per Unit		Allowed per Unit	Allowed per Unit			
97110	96	0.0051	\$64.38	\$0.00													
97110	97	0.0066	\$68.53	\$0.00													
97110	Other	7.4305	\$37.64	\$0.02		0.0090	\$29.83		0.0040	\$25.88		0.0024	\$22.16	0.0008	\$26.74	0.3504	\$31.04
97112	96	0.0032	\$69.51	\$0.00													
97112	97	0.0031	\$24.05	\$0.00													
97112	Other	2.8390	\$34.34	\$0.01		0.0046	\$31.11		0.0017	\$34.47		0.0009	\$17.45	1.5261	\$31.77	0.0007	\$22.61
97129	96																
97129	97																
97129	Other	0.0502	\$96.63	\$0.00		0.0096	\$21.50		0.0044	\$26.75						0.0064	\$20.91
97130	96																
97130	97	0.0005	\$54.48	\$0.00													
97130	Other	0.0559	\$37.37	\$0.00		0.0108	\$24.93		0.0071	\$24.74		0.0038	\$25.52			0.0032	\$21.63
97165	96	0.0001	\$163.44	\$0.00	Benchmarks not credible												
97165	97																
97165	Other	0.0403	\$141.47	\$0.00								0.0009	\$83.16			0.0158	\$104.10
97166	96																
97166	97																
97166	Other	0.0304	\$136.66	\$0.00								0.0008	\$91.14			0.0119	\$102.36
97167	96	0.0001	\$727.27	\$0.00	Benchmarks not credible												
97167	97																
97167	Other	0.0187	\$115.08	\$0.00								0.0001	\$121.01			0.0059	\$108.22
97168	96																
97168	97	0.0001	\$58.81	\$0.00	Benchmarks not credible											0.0001	\$65.91
97168	Other	0.0167	\$75.30	\$0.00		0.0001	\$45.64					0.0008	\$65.76			0.0082	\$59.15
97530	96	0.0224	\$58.32	\$0.00								0.0026	\$31.43			0.0066	\$38.67
97530	97	0.0046	\$34.32	\$0.00								0.0020	\$23.57			0.0014	\$33.72
97530	Other	12.6151	\$36.73	\$0.04		0.0464	\$29.75		0.0307	\$30.60		2.0399	\$34.13			5.0935	\$36.65
97535	96	0.0016	\$139.05	\$0.00													
97535	97	0.0003	\$63.30	\$0.00	Benchmarks not credible												
97535	Other	1.5579	\$40.58	\$0.01		0.0405	\$27.17		0.0179	\$26.86		0.2128	\$33.32			0.2276	\$33.45
All Other	96	0.0049	\$135.51	\$0.00		0.0014	\$83.03										
All Other	97	0.0002	\$84.22	\$0.00		0.0001	\$84.20										
All Other	Other	5.1963	\$41.05	\$0.02		0.2435	\$80.71		0.1475	\$81.41		0.1528	\$38.86			0.0491	\$77.66

Procedure codes included in the "All Other" rows:
 97113, 97116, 97124, 97140, 97150, 97537, 97542, 97545, 97546, 97750, 97755, 97760, 97761, 97763, 96110, 96112, 96113, 96125, 96127, 96156, 96158, 96159, 96164, 96165, 96167, 96168, 96170, 96171, 98970, 98971, 98972, G2250, G2251, 97533, 92610, 92526

Exhibit C - 2
 American Occupational Therapy Association
 Commercial Large Group Cost and Utilization Model
 Nationwide Utilization and Allowed Service Levels
 Occupational Therapy Procedures - Telehealth Services Only
 Claims Incurred January 2020 thru December 2020
 Member Months: 560,276,043
 CPT copyright 2022 American Medical Association. All rights reserved.

		All Provider Specialties				Speech Language Pathologists			Audiologist (billing independently)			Physical therapist (independently practicing)			Occupational therapist (independently practicing)		
Procedure Code	Modifier	Utilization Per 1,000	Average Allowed per Unit	Allowed PMPM	Credibility Considerations	Utilization Per 1,000	Average Allowed per Unit	Credibility Considerations	Utilization Per 1,000	Average Allowed per Unit	Credibility Considerations	Utilization Per 1,000	Average Allowed per Unit	Credibility Considerations	Utilization Per 1,000	Average Allowed per Unit	Credibility Considerations
97110	97	0.0060	\$65.64	\$0.00				Case volume too low to display			Case volume too low to display	0.0010	\$26.74				Case volume too low to display
97110	Other	7.5381	\$37.59	\$0.02		0.0072	\$26.81		0.0047	\$25.88		3.7776	\$33.69		0.3569	\$31.27	
97112	96	0.0037	\$69.60	\$0.00				Case volume too low to display			Case volume too low to display	0.0010	\$17.45				Case volume too low to display
97112	97	0.0033	\$24.00	\$0.00				Case volume too low to display			Case volume too low to display			Case volume too low to display	0.0008	\$22.61	Benchmarks not credible
97112	Other	2.8567	\$34.89	\$0.01		0.0051	\$30.56		0.0020	\$34.47		1.5131	\$32.39	Case volume too low to display	0.2362	\$32.61	
97129	96				Case volume too low to display			Case volume too low to display			Case volume too low to display			Case volume too low to display			Case volume too low to display
97129	97				Case volume too low to display			Case volume too low to display			Case volume too low to display			Case volume too low to display			Case volume too low to display
97129	Other	0.0456	\$49.38	\$0.00		0.0074	\$23.78		0.0051	\$26.75				Case volume too low to display	0.0059	\$21.46	Benchmarks not credible
97130	96				Case volume too low to display			Case volume too low to display			Case volume too low to display			Case volume too low to display			Case volume too low to display
97130	97	0.0005	\$54.48	\$0.00				Case volume too low to display			Case volume too low to display			Case volume too low to display			Case volume too low to display
97130	Other	0.0577	\$37.70	\$0.00		0.0101	\$25.62		0.0083	\$24.74		0.0030	\$27.73	Case volume too low to display	0.0037	\$21.63	
97165	96				Case volume too low to display			Case volume too low to display			Case volume too low to display			Case volume too low to display			Case volume too low to display
97165	97				Case volume too low to display			Case volume too low to display			Case volume too low to display			Case volume too low to display			Case volume too low to display
97165	Other	0.0407	\$140.58	\$0.00				Case volume too low to display			Case volume too low to display	0.0008	\$62.59	Case volume too low to display	0.0162	\$103.74	Case volume too low to display
97166	96				Case volume too low to display			Case volume too low to display			Case volume too low to display			Case volume too low to display			Case volume too low to display
97166	97				Case volume too low to display			Case volume too low to display			Case volume too low to display			Case volume too low to display			Case volume too low to display
97166	Other	0.0309	\$137.88	\$0.00				Case volume too low to display			Case volume too low to display	0.0007	\$88.41	Case volume too low to display	0.0121	\$103.26	Case volume too low to display
97167	96				Case volume too low to display			Case volume too low to display			Case volume too low to display			Case volume too low to display			Case volume too low to display
97167	97				Case volume too low to display			Case volume too low to display			Case volume too low to display			Case volume too low to display			Case volume too low to display
97167	Other	0.0197	\$116.90	\$0.00				Case volume too low to display			Case volume too low to display	0.0001	\$84.61	Benchmarks not credible	0.0063	\$108.91	Case volume too low to display
97168	96				Case volume too low to display			Case volume too low to display			Case volume too low to display			Case volume too low to display			Case volume too low to display
97168	97	0.0001	\$65.91	\$0.00				Case volume too low to display			Case volume too low to display			Case volume too low to display	0.0001	\$65.91	Benchmarks not credible
97168	Other	0.0173	\$76.30	\$0.00		0.0001	\$45.64	Benchmarks not credible			Case volume too low to display	0.0008	\$66.72	Case volume too low to display	0.0083	\$60.30	Benchmarks not credible
97530	96	0.0161	\$74.73	\$0.00				Case volume too low to display			Case volume too low to display	0.0027	\$27.94	Case volume too low to display	0.0044	\$45.52	Case volume too low to display
97530	97	0.0051	\$33.59	\$0.00				Case volume too low to display			Case volume too low to display	0.0022	\$23.71	Case volume too low to display	0.0015	\$33.50	Case volume too low to display
97530	Other	13.1478	\$36.65	\$0.04		0.0449	\$29.99		0.0325	\$30.82		2.0687	\$34.18		5.3220	\$36.67	
97535	96	0.0018	\$139.05	\$0.00				Case volume too low to display			Case volume too low to display			Case volume too low to display			Case volume too low to display
97535	97	0.0003	\$63.30	\$0.00	Benchmarks not credible			Case volume too low to display			Case volume too low to display			Case volume too low to display			Case volume too low to display
97535	Other	1.6204	\$41.23	\$0.01		0.0379	\$27.17		0.0208	\$26.86		0.2058	\$33.76		0.2416	\$33.83	
All Other	96	0.0043	\$157.83	\$0.00		0.0010	\$109.52				Case volume too low to display			Case volume too low to display			Case volume too low to display
All Other	97	0.0002	\$84.22	\$0.00			\$84.20				Case volume too low to display			Case volume too low to display			Case volume too low to display
All Other	Other	5.2685	\$41.66	\$0.02		0.2417	\$79.46		0.1664	\$81.99		0.1567	\$40.13		0.0484	\$77.17	

Procedure codes included in the "All Other" rows:
 97113, 97116, 97124, 97140, 97150, 97537, 97542, 97545, 97546, 97750, 97755, 97760, 97761, 97763, 96110, 96112, 96113, 96125, 96127, 96156, 96158, 96159, 96164, 96165, 96167, 96168, 96170, 96171, 98970, 98971, 98972, G2250, G2251, 97533, 92610, 92526

Exhibit C - 3
 American Occupational Therapy Association
 Commercial Individual and Small Group Cost and Utilization Model
 Nationwide Utilization and Allowed Service Levels
 Occupational Therapy Procedures - Telehealth Services Only
 Claims Incurred January 2020 thru December 2020
 Member Months: 93,091,127
 CPT copyright 2022 American Medical Association. All rights reserved.

		All Provider Specialties			Speech Language Pathologists			Audiologist (billing independently)			Physical therapist (independently practicing)			Occupational therapist (independently practicing)			
Procedure Code	Modifier	Utilization Per 1,000	Average	Allowed PMPM	Credibility Considerations	Utilization Per 1,000	Average	Credibility Considerations	Utilization Per 1,000	Average	Credibility Considerations	Utilization Per 1,000	Average	Credibility Considerations	Utilization Per 1,000	Average	Credibility Considerations
			Allowed per Unit				Allowed per Unit			Allowed per Unit			Allowed per Unit				
97110	96				Case volume too low to display			Case volume too low to display			Case volume too low to display			Case volume too low to display			Case volume too low to display
97110	97	0.0102	\$78.79	\$0.00	Case volume too low to display			Case volume too low to display			Case volume too low to display			Case volume too low to display			Case volume too low to display
97110	Other	6.7832	\$38.00	\$0.02	Case volume too low to display	0.0197	\$36.45	Case volume too low to display			Case volume too low to display	3.5474	\$30.76	Case volume too low to display	0.3113	\$29.44	Case volume too low to display
97112	96				Case volume too low to display			Case volume too low to display			Case volume too low to display			Case volume too low to display			Case volume too low to display
97112	97				Case volume too low to display			Case volume too low to display			Case volume too low to display			Case volume too low to display			Case volume too low to display
97112	Other	2.7251	\$30.91	\$0.01	Case volume too low to display			Case volume too low to display			Case volume too low to display	1.6049	\$28.26	Case volume too low to display	0.2249	\$28.93	Case volume too low to display
97129	96				Case volume too low to display			Case volume too low to display			Case volume too low to display			Case volume too low to display			Case volume too low to display
97129	97				Case volume too low to display			Case volume too low to display			Case volume too low to display			Case volume too low to display			Case volume too low to display
97129	Other	0.0777	\$263.53	\$0.00	Case volume too low to display	0.0224	\$16.97	Case volume too low to display			Case volume too low to display			Case volume too low to display			Case volume too low to display
97130	96				Case volume too low to display			Case volume too low to display			Case volume too low to display			Case volume too low to display			Case volume too low to display
97130	97				Case volume too low to display			Case volume too low to display			Case volume too low to display			Case volume too low to display			Case volume too low to display
97130	Other	0.0455	\$34.85	\$0.00	Case volume too low to display	0.0155	\$22.22	Case volume too low to display			Case volume too low to display	0.0086	\$20.94	Case volume too low to display			Case volume too low to display
97165	96				Case volume too low to display			Case volume too low to display			Case volume too low to display			Case volume too low to display			Case volume too low to display
97165	97				Case volume too low to display			Case volume too low to display			Case volume too low to display			Case volume too low to display			Case volume too low to display
97165	Other	0.0379	\$147.22	\$0.00	Case volume too low to display			Case volume too low to display			Case volume too low to display	0.0013	\$85.35	Benchmarks not credible	0.0130	\$106.83	Case volume too low to display
97166	96				Case volume too low to display			Case volume too low to display			Case volume too low to display			Case volume too low to display			Case volume too low to display
97166	97				Case volume too low to display			Case volume too low to display			Case volume too low to display			Case volume too low to display			Case volume too low to display
97166	Other	0.0272	\$128.37	\$0.00	Case volume too low to display			Case volume too low to display			Case volume too low to display	0.0010	\$102.74	Benchmarks not credible	0.0110	\$96.41	Case volume too low to display
97167	96				Case volume too low to display			Case volume too low to display			Case volume too low to display			Case volume too low to display			Case volume too low to display
97167	97				Case volume too low to display			Case volume too low to display			Case volume too low to display			Case volume too low to display			Case volume too low to display
97167	Other	0.0128	\$98.20	\$0.00	Case volume too low to display			Case volume too low to display			Case volume too low to display			Case volume too low to display	0.0037	\$101.22	Case volume too low to display
97168	96				Case volume too low to display			Case volume too low to display			Case volume too low to display			Case volume too low to display			Case volume too low to display
97168	97				Case volume too low to display			Case volume too low to display			Case volume too low to display			Case volume too low to display			Case volume too low to display
97168	Other	0.0130	\$67.29	\$0.00	Case volume too low to display			Case volume too low to display			Case volume too low to display	0.0009	\$60.43	Benchmarks not credible	0.0077	\$51.75	Case volume too low to display
97530	96				Case volume too low to display			Case volume too low to display			Case volume too low to display	0.0019	\$60.71	Benchmarks not credible	0.0201	\$29.70	Case volume too low to display
97530	97				Case volume too low to display			Case volume too low to display			Case volume too low to display			Case volume too low to display			Case volume too low to display
97530	Other	9.4091	\$37.39	\$0.03	Benchmarks not credible	0.0553	\$28.55	Case volume too low to display	0.0197	\$28.45	Case volume too low to display	1.8667	\$33.86	Case volume too low to display	3.7183	\$36.46	Case volume too low to display
97535	96				Case volume too low to display			Case volume too low to display			Case volume too low to display			Case volume too low to display			Case volume too low to display
97535	97				Case volume too low to display			Case volume too low to display			Case volume too low to display			Case volume too low to display			Case volume too low to display
97535	Other	1.1821	\$35.22	\$0.00	Case volume too low to display	0.0566	\$27.15	Case volume too low to display			Case volume too low to display	0.2551	\$31.20	Case volume too low to display	0.1433	\$29.58	Case volume too low to display
All Other	96				Case volume too low to display			Case volume too low to display			Case volume too low to display			Case volume too low to display			Case volume too low to display
All Other	97				Case volume too low to display			Case volume too low to display			Case volume too low to display			Case volume too low to display			Case volume too low to display
All Other	Other	4.7570	\$36.94	\$0.01	Case volume too low to display	0.2532	\$88.16	Case volume too low to display	0.0333	\$62.78	Case volume too low to display	0.1270	\$28.92	Case volume too low to display	0.0489	\$84.57	Case volume too low to display

Procedure codes included in the "All Other" rows:
 97113, 97116, 97124, 97140, 97150, 97537, 97542, 97545, 97546, 97750, 97755, 97760, 97761, 97763, 96110, 96112, 96113, 96125, 96127, 96156, 96158, 96159, 96164, 96165, 96167, 96168, 96170, 96171, 98970, 98971, 98972, G2250, G2251, 97533, 92610, 92526

Exhibit C - 4
 American Occupational Therapy Association
 Medicare Fee for Service Cost and Utilization Model
 Nationwide Utilization and Allowed Service Levels
 Occupational Therapy Procedures - Telehealth Services Only
 Claims Incurred January 2020 thru December 2020
 Member Months: 19,177,070
 CPT copyright 2022 American Medical Association. All rights reserved.

		All Provider Specialties			Speech Language Pathologists			Audiologist (billing independently)			Physical therapist (independently practicing)			Occupational therapist (independently practicing)		
Procedure Code	Modifier	Average			Average			Average			Average			Average		
		Utilization Per 1,000	Allowed per Unit	Allowed PMPM	Credibility Considerations	Utilization Per 1,000	Allowed per Unit	Credibility Considerations	Utilization Per 1,000	Allowed per Unit	Credibility Considerations	Utilization Per 1,000	Allowed per Unit	Credibility Considerations	Utilization Per 1,000	Allowed per Unit
97110	96						Case volume too low to display			Case volume too low to display			Case volume too low to display			Case volume too low to display
97110	97	0.0382	\$27.02	\$0.00			Case volume too low to display			Case volume too low to display	0.0138	\$25.50	Case volume too low to display			Case volume too low to display
97110	Other	16.1399	\$26.97	\$0.04			Case volume too low to display			Case volume too low to display	12.7064	\$26.72	Benchmarks not credible	0.5870	\$26.71	Case volume too low to display
97112	96						Case volume too low to display			Case volume too low to display			Case volume too low to display			Case volume too low to display
97112	97						Case volume too low to display			Case volume too low to display			Case volume too low to display			Case volume too low to display
97112	Other	6.6160	\$32.07	\$0.02			Case volume too low to display			Case volume too low to display	5.4171	\$31.93	Case volume too low to display	0.2046	\$33.24	Case volume too low to display
97129	96						Case volume too low to display			Case volume too low to display			Case volume too low to display			Case volume too low to display
97129	97						Case volume too low to display			Case volume too low to display			Case volume too low to display			Case volume too low to display
97129	Other	0.1783	\$29.12	\$0.00		0.0501	Case volume too low to display	\$25.11		Case volume too low to display			Case volume too low to display			Case volume too low to display
97130	96						Case volume too low to display			Case volume too low to display			Case volume too low to display			Case volume too low to display
97130	97						Case volume too low to display			Case volume too low to display			Case volume too low to display			Case volume too low to display
97130	Other	0.2979	\$30.30	\$0.00		0.1308	Case volume too low to display	\$23.47		Case volume too low to display			Case volume too low to display			Case volume too low to display
97165	96						Case volume too low to display			Case volume too low to display			Case volume too low to display			Case volume too low to display
97165	97						Case volume too low to display			Case volume too low to display			Case volume too low to display			Case volume too low to display
97165	Other	0.0776	\$93.39	\$0.00			Case volume too low to display			Case volume too low to display			Case volume too low to display	0.0282	\$92.52	Case volume too low to display
97166	96						Case volume too low to display			Case volume too low to display			Case volume too low to display			Case volume too low to display
97166	97						Case volume too low to display			Case volume too low to display			Case volume too low to display			Case volume too low to display
97166	Other	0.0995	\$91.66	\$0.00			Case volume too low to display			Case volume too low to display			Case volume too low to display	0.0244	\$95.47	Case volume too low to display
97167	96						Case volume too low to display			Case volume too low to display			Case volume too low to display			Case volume too low to display
97167	97						Case volume too low to display			Case volume too low to display			Case volume too low to display			Case volume too low to display
97167	Other	0.0307	\$90.27	\$0.00			Case volume too low to display			Case volume too low to display			Case volume too low to display	0.0094	\$94.98	Case volume too low to display
97168	96						Case volume too low to display			Case volume too low to display			Case volume too low to display			Case volume too low to display
97168	97						Case volume too low to display			Case volume too low to display			Case volume too low to display			Case volume too low to display
97168	Other	0.0181	\$68.65	\$0.00			Case volume too low to display			Case volume too low to display			Case volume too low to display	0.0163	\$63.49	Case volume too low to display
97530	96						Case volume too low to display			Case volume too low to display			Case volume too low to display			Case volume too low to display
97530	97	0.0238	\$27.83	\$0.00			Benchmarks not credible			Case volume too low to display			Case volume too low to display			Case volume too low to display
97530	Other	5.8151	\$36.65	\$0.02			Case volume too low to display			Case volume too low to display	4.1938	\$37.27	Case volume too low to display	0.5087	\$33.43	Case volume too low to display
97535	96						Case volume too low to display			Case volume too low to display			Case volume too low to display			Case volume too low to display
97535	97						Case volume too low to display			Case volume too low to display			Case volume too low to display			Case volume too low to display
97535	Other	1.6082	\$32.75	\$0.00			Case volume too low to display			Case volume too low to display	0.7584	\$33.54	Case volume too low to display	0.4837	\$32.34	Case volume too low to display
All Other	96						Case volume too low to display			Case volume too low to display			Case volume too low to display			Case volume too low to display
All Other	97						Case volume too low to display			Case volume too low to display			Case volume too low to display			Case volume too low to display
All Other	Other	3.5248	\$24.55	\$0.01		0.0507	Case volume too low to display	\$94.36		Case volume too low to display	0.4587	\$25.58	Case volume too low to display	0.0688	\$24.91	Case volume too low to display

Procedure codes included in the "All Other" rows:
 97113, 97116, 97124, 97140, 97150, 97537, 97542, 97545, 97546, 97750, 97755, 97760, 97761, 97763, 96110, 96112, 96113, 96125, 96127, 96156, 96158, 96159, 96164, 96165, 96167, 96168, 96170, 96171, 98970, 98971, 98972, G2250, G2251, 97533, 92610, 92526

Exhibit C - 5
 American Occupational Therapy Association
 Medicare Advantage Commercial Cost and Utilization Model
 Nationwide Utilization and Allowed Service Levels
 Occupational Therapy Procedures - Telehealth Services Only
 Claims Incurred January 2020 thru December 2020
 Member Months: 23,143,638
 CPT copyright 2022 American Medical Association. All rights reserved.

Procedure Code	Modifier	All Provider Specialties			Speech Language Pathologists			Audiologist (billing independently)			Physical therapist (independently practicing)			Occupational therapist (independently practicing)			
		Utilization Per 1,000	Average Allowed per Unit	Allowed PMPM	Credibility Considerations	Utilization Per 1,000	Average Allowed per Unit	Credibility Considerations	Utilization Per 1,000	Average Allowed per Unit	Credibility Considerations	Utilization Per 1,000	Average Allowed per Unit	Credibility Considerations	Utilization Per 1,000	Average Allowed per Unit	Credibility Considerations
97110	96				Case volume too low to display			Case volume too low to display			Case volume too low to display			Case volume too low to display			Case volume too low to display
97110	97				Case volume too low to display			Case volume too low to display			Case volume too low to display			Case volume too low to display			Case volume too low to display
97110	Other	7.0355	\$31.72	\$0.02	Case volume too low to display			Case volume too low to display			Case volume too low to display	4.4104	\$31.49	Case volume too low to display	0.2453	\$33.77	Case volume too low to display
97112	96				Case volume too low to display			Case volume too low to display			Case volume too low to display			Case volume too low to display			Case volume too low to display
97112	97				Case volume too low to display			Case volume too low to display			Case volume too low to display			Case volume too low to display			Case volume too low to display
97112	Other	1.6830	\$27.53	\$0.00	Case volume too low to display			Case volume too low to display			Case volume too low to display	1.0038	\$26.06	Case volume too low to display	0.0249	\$14.61	Benchmarks not credible
97129	96				Case volume too low to display			Case volume too low to display			Case volume too low to display			Case volume too low to display			Case volume too low to display
97129	97				Case volume too low to display			Case volume too low to display			Case volume too low to display			Case volume too low to display			Case volume too low to display
97129	Other	0.0710	\$24.10	\$0.00	Case volume too low to display	0.0228	\$23.75	Case volume too low to display			Case volume too low to display	0.0026	\$24.15	Benchmarks not credible			Case volume too low to display
97130	96				Case volume too low to display			Case volume too low to display			Case volume too low to display			Case volume too low to display			Case volume too low to display
97130	97				Case volume too low to display			Case volume too low to display			Case volume too low to display			Case volume too low to display			Case volume too low to display
97130	Other	0.0757	\$24.57	\$0.00	Case volume too low to display	0.0415	\$23.39	Case volume too low to display			Case volume too low to display			Case volume too low to display			Case volume too low to display
97165	96				Case volume too low to display			Case volume too low to display			Case volume too low to display			Case volume too low to display			Case volume too low to display
97165	97				Case volume too low to display			Case volume too low to display			Case volume too low to display			Case volume too low to display			Case volume too low to display
97165	Other	0.0451	\$161.65	\$0.00	Case volume too low to display			Case volume too low to display			Case volume too low to display			Case volume too low to display	0.0135	\$93.85	Case volume too low to display
97166	96				Case volume too low to display			Case volume too low to display			Case volume too low to display			Case volume too low to display			Case volume too low to display
97166	97				Case volume too low to display			Case volume too low to display			Case volume too low to display			Case volume too low to display			Case volume too low to display
97166	Other	0.0431	\$136.77	\$0.00	Case volume too low to display			Case volume too low to display			Case volume too low to display			Case volume too low to display	0.0073	\$82.77	Case volume too low to display
97167	96				Case volume too low to display			Case volume too low to display			Case volume too low to display			Case volume too low to display			Case volume too low to display
97167	97				Case volume too low to display			Case volume too low to display			Case volume too low to display			Case volume too low to display			Case volume too low to display
97167	Other	0.0088	\$129.70	\$0.00	Case volume too low to display			Case volume too low to display			Case volume too low to display			Case volume too low to display			Case volume too low to display
97168	96				Case volume too low to display			Case volume too low to display			Case volume too low to display			Case volume too low to display			Case volume too low to display
97168	97				Case volume too low to display			Case volume too low to display			Case volume too low to display			Case volume too low to display			Case volume too low to display
97168	Other	0.0078	\$58.47	\$0.00	Case volume too low to display	0.0078	\$58.47	Case volume too low to display			Case volume too low to display			Case volume too low to display	0.0078	\$58.47	Case volume too low to display
97530	96				Case volume too low to display			Case volume too low to display			Case volume too low to display			Case volume too low to display			Case volume too low to display
97530	97				Case volume too low to display			Case volume too low to display			Case volume too low to display			Case volume too low to display			Case volume too low to display
97530	Other	2.7072	\$37.00	\$0.01	Case volume too low to display			Case volume too low to display			Case volume too low to display	1.1350	\$32.23	Case volume too low to display	0.0907	\$33.23	Case volume too low to display
97535	96				Case volume too low to display			Case volume too low to display			Case volume too low to display			Case volume too low to display			Case volume too low to display
97535	97				Case volume too low to display			Case volume too low to display			Case volume too low to display			Case volume too low to display			Case volume too low to display
97535	Other	0.6587	\$38.47	\$0.00	Case volume too low to display			Case volume too low to display			Case volume too low to display	0.1369	\$25.06	Case volume too low to display	0.0244	\$33.05	Case volume too low to display
All Other	96				Case volume too low to display			Case volume too low to display			Case volume too low to display			Case volume too low to display			Case volume too low to display
All Other	97				Case volume too low to display			Case volume too low to display			Case volume too low to display			Case volume too low to display			Case volume too low to display
All Other	Other	2.9656	\$28.93	\$0.01	Case volume too low to display	0.0099	\$90.17	Case volume too low to display			Case volume too low to display	0.1358	\$19.71	Case volume too low to display	0.0099	\$15.76	Case volume too low to display

Procedure codes included in the "All Other" rows:
 97113, 97116, 97124, 97140, 97150, 97537, 97542, 97545, 97546, 97750, 97755, 97760, 97761, 97763, 96110, 96112, 96113, 96125, 96127, 96156, 96158, 96159, 96164, 96165, 96167, 96168, 96170, 96171, 98970, 98971, 98972, G2250, G2251, 97533, 92610, 92526

Exhibit C - 6
 American Occupational Therapy Association
 Managed Medicaid Cost and Utilization Model
 Nationwide Utilization and Allowed Service Levels
 Occupational Therapy Procedures - Telehealth Services Only
 Claims Incurred January 2020 thru December 2020
 Member Months: 59,991,282
 CPT copyright 2022 American Medical Association. All rights reserved.

		All Provider Specialties			Speech Language Pathologists			Audiologist (billing independently)			Physical therapist (independently practicing)			Occupational therapist (independently practicing)		
Procedure Code	Modifier	Average		Credibility Considerations	Average		Credibility Considerations	Average		Credibility Considerations	Average		Credibility Considerations	Average		Credibility Considerations
		Utilization Per 1,000	Allowed per Unit		Allowed PMPM	Utilization Per 1,000		Allowed per Unit	Utilization Per 1,000		Allowed per Unit	Utilization Per 1,000		Allowed per Unit	Utilization Per 1,000	
97110	96						Case volume too low to display									Case volume too low to display
97110	97	0.0134	\$18.01	\$0.00			Case volume too low to display									Case volume too low to display
97110	Other	5.3671	\$28.21	\$0.01			Case volume too low to display	0.0174	\$17.43							Case volume too low to display
97112	96						Case volume too low to display									Case volume too low to display
97112	97						Case volume too low to display									Case volume too low to display
97112	Other	1.8669	\$24.68	\$0.00			Case volume too low to display									Case volume too low to display
97129	96						Case volume too low to display									Case volume too low to display
97129	97						Case volume too low to display									Case volume too low to display
97129	Other	0.0404	\$44.88	\$0.00			Case volume too low to display	0.0110	\$17.76							Case volume too low to display
97130	96						Case volume too low to display									Case volume too low to display
97130	97						Case volume too low to display									Case volume too low to display
97130	Other	0.0568	\$51.72	\$0.00			Case volume too low to display	0.0084	\$17.89							Case volume too low to display
97165	96						Case volume too low to display									Case volume too low to display
97165	97						Case volume too low to display									Case volume too low to display
97165	Other	0.0894	\$73.92	\$0.00			Case volume too low to display									Case volume too low to display
97166	96						Case volume too low to display									Case volume too low to display
97166	97						Case volume too low to display									Case volume too low to display
97166	Other	0.0802	\$81.30	\$0.00			Case volume too low to display									Case volume too low to display
97167	96						Case volume too low to display									Case volume too low to display
97167	97						Case volume too low to display									Case volume too low to display
97167	Other	0.0374	\$90.52	\$0.00			Case volume too low to display									Case volume too low to display
97168	96						Case volume too low to display									Case volume too low to display
97168	97						Case volume too low to display									Case volume too low to display
97168	Other	0.0294	\$56.15	\$0.00			Case volume too low to display									Case volume too low to display
97530	96						Case volume too low to display									Case volume too low to display
97530	97						Case volume too low to display									Case volume too low to display
97530	Other	18.9942	\$24.97	\$0.04			Case volume too low to display	0.1156	\$19.06							Case volume too low to display
97535	96						Case volume too low to display									Case volume too low to display
97535	97						Case volume too low to display									Case volume too low to display
97535	Other	0.8089	\$29.26	\$0.00			Case volume too low to display									Case volume too low to display
All Other	96						Case volume too low to display									Case volume too low to display
All Other	97	0.0080	\$71.98	\$0.00			Case volume too low to display	0.0036	\$82.61							Case volume too low to display
All Other	Other	66.3772	\$12.86	\$0.07			Case volume too low to display	0.5537	\$47.70							Case volume too low to display

Procedure codes included in the "All Other" rows:
 97113, 97116, 97124, 97140, 97150, 97537, 97542, 97545, 97546, 97750, 97755, 97760, 97761, 97763, 96110, 96112, 96113, 96125, 96127, 96156, 96158, 96159, 96164, 96165, 96167, 96168, 96170, 96171, 98970, 98971, 98972, G2250, G2251, 97533, 92610, 92526

Exhibit C-7
 American Occupational Therapy Association
 Commercial Cost and Utilization Model
 Nationwide Utilization and Allowed Service Levels
 Occupational Therapy Procedures - Including Telehealth and Non-Telehealth Services
 Claims Incurred January 2020 thru December 2020
 Member Months: 653,367,170
 CPT copyright 2022 American Medical Association. All rights reserved.

			All Provider Specialties			Speech Language Pathologists			Audiologist (billing independently)			Physical therapist (independently practicing)			Occupational therapist (independently practicing)		
Procedure Code	Modifier	Average Utilization Per 1,000	Average Allowed per Unit	Allowed PMPM	Credibility Considerations	Average Utilization Per 1,000	Average Allowed per Unit	Credibility Considerations	Average Utilization Per 1,000	Average Allowed per Unit	Credibility Considerations	Average Utilization Per 1,000	Average Allowed per Unit	Credibility Considerations	Average Utilization Per 1,000	Average Allowed per Unit	Credibility Considerations
97110	96	0.4707	\$32.81	\$0.00		0.0011	\$46.17					0.3854	\$26.92		0.0152	\$24.89	
97110	97	1.8011	\$57.42	\$0.01				Case volume too low to display				0.5834	\$27.02		0.0607	\$27.65	
97110	Other	984.4386	\$37.26	\$3.06		0.1654	\$22.02		0.1917	\$26.77		370.9555	\$27.72		15.9083	\$29.88	
97140	96	0.0318	\$36.38	\$0.00				Case volume too low to display				0.0230	\$23.48				Case volume too low to display
97140	97	0.6879	\$54.76	\$0.00				Case volume too low to display				0.2679	\$26.13		0.0200	\$26.33	
97140	Other	486.5522	\$30.43	\$1.23		0.0354	\$21.78		0.0744	\$21.46		197.3423	\$24.76		8.2428	\$27.14	
97530	96	0.9433	\$41.32	\$0.00		0.0016	\$37.70					0.0568	\$38.06		0.6281	\$33.05	
97530	97	0.2346	\$52.45	\$0.00		0.0018	\$19.60					0.0903	\$33.25		0.0172	\$32.63	
97530	Other	364.4995	\$36.52	\$1.11		0.3933	\$27.12		0.3782	\$30.04		129.5437	\$31.03		46.7559	\$33.37	
97112	96	0.1333	\$38.92	\$0.00		0.0027	\$71.19					0.0349	\$31.01		0.0333	\$26.98	
97112	97	0.2541	\$52.71	\$0.00		0.0013	\$18.04					0.0945	\$26.63		0.0026	\$23.64	
97112	Other	266.2687	\$34.06	\$0.76		0.0423	\$27.96		0.0282	\$23.59		135.0564	\$29.11		4.8842	\$29.98	
97124	96				Case volume too low to display			Case volume too low to display									Case volume too low to display
97124	97				Case volume too low to display			Case volume too low to display									Case volume too low to display
97124	Other	63.1765	\$17.39	\$0.09		0.0035	\$15.72		0.0003	\$23.70		0.7365	\$18.98		0.0315	\$17.78	
96127	96				Case volume too low to display			Case volume too low to display									Case volume too low to display
96127	97				Case volume too low to display			Case volume too low to display									Case volume too low to display
96127	Other	56.8259	\$7.33	\$0.03				Case volume too low to display	0.0003	\$6.93		0.0010	\$7.98		0.0010	\$2.90	
96110	96				Case volume too low to display			Case volume too low to display									Case volume too low to display
96110	97				Case volume too low to display			Case volume too low to display									Case volume too low to display
96110	Other	32.0827	\$14.74	\$0.04		0.0060	\$6.64		0.0015	\$19.28		0.0010	\$21.56		0.0005	\$19.88	
97535	96	0.1438	\$46.14	\$0.00				Case volume too low to display							0.0060	\$39.71	
97535	97	0.0349	\$73.60	\$0.00				Case volume too low to display				0.0031	\$25.15		0.0003	\$39.06	
97535	Other	23.4673	\$37.97	\$0.07		0.2301	\$40.93		0.0933	\$24.66		5.7769	\$27.71		2.4550	\$29.38	
97116	96	0.0195	\$90.95	\$0.00				Case volume too low to display				0.0017	\$53.62				Case volume too low to display
97116	97	0.0267	\$57.75	\$0.00				Case volume too low to display				0.0045	\$35.48				Case volume too low to display
97116	Other	15.0124	\$41.37	\$0.05		0.0052	\$31.28		0.0050	\$21.47		4.2154	\$25.26		0.0379	\$21.93	
97113	96	0.0073	\$64.40	\$0.00				Case volume too low to display				0.0061	\$45.30				Case volume too low to display
97113	97	0.0266	\$65.80	\$0.00				Case volume too low to display				0.0096	\$37.24				Case volume too low to display
97113	Other	12.4243	\$47.15	\$0.05		0.0035	\$38.66		0.0007	\$33.07		5.7164	\$31.88		0.1190	\$42.02	
All Other	96	0.0605	\$122.90	\$0.00		0.0044	\$108.18		0.0012	\$73.31		0.0014	\$67.27		0.0165	\$97.28	
All Other	97	0.0817	\$115.75	\$0.00		0.0009	\$177.01		0.0004	\$75.78		0.0015	\$57.85		0.0172	\$80.11	
All Other	Other	53.9789	\$71.11	\$0.32		1.2167	\$80.94		1.0195	\$79.28		2.1250	\$32.48		2.8815	\$74.60	

Procedure codes included in the "All Other" rows:
 97165, 97166, 97167, 97168, 97110, 97150, 97537, 97542, 97545, 97546, 97750, 97755, 97760, 97761, 97763, 96112, 96113, 96125, 96156, 96158, 96159, 96164, 96165, 96167, 96168, 96170, 96171, 98970, 98971, 98972, G2250, G2251, 97129, 97130, 97533, 92610, 92526

Exhibit C-8
 American Occupational Therapy Association
 Commercial Large Group Cost and Utilization Model
 Nationwide Utilization and Allowed Service Levels
 Occupational Therapy Procedures - Including Telehealth and Non-Telehealth Services
 Claims Incurred January 2020 thru December 2020
 Member Months: 560,275,943
 CPT copyright 2022 American Medical Association. All rights reserved.

			All Provider Specialties			Speech Language Pathologists			Audiologist (billing independently)			Physical therapist (independently practicing)			Occupational therapist (independently practicing)		
Procedure Code	Modifier	Average Utilization Per 1,000	Average Allowed per Unit	Allowed PMPM	Credibility Considerations	Average Utilization Per 1,000	Average Allowed per Unit	Credibility Considerations	Average Utilization Per 1,000	Average Allowed per Unit	Credibility Considerations	Average Utilization Per 1,000	Average Allowed per Unit	Credibility Considerations	Average Utilization Per 1,000	Average Allowed per Unit	Credibility Considerations
97110	96	0.4548	\$33.37	\$0.00		0.0012	\$46.17					0.3652	\$26.84		0.0154	\$24.22	
97110	97	1.7702	\$56.11	\$0.01				Case volume too low to display				0.6063	\$27.29		0.0657	\$27.80	
97110	Other	1,005.6406	\$37.51	\$3.14		0.1805	\$21.74		0.1971	\$26.95		380.5402	\$27.86		16.1997	\$30.05	
97140	96	0.0315	\$38.28	\$0.00				Case volume too low to display				0.0220	\$23.91				Case volume too low to display
97140	97	0.6836	\$52.71	\$0.00				Case volume too low to display				0.2887	\$26.24		0.0222	\$26.23	
97140	Other	498.0787	\$30.56	\$1.27		0.0408	\$21.80		0.0721	\$21.69		202.0410	\$24.98		8.3599	\$27.43	
97530	96	1.0103	\$40.92	\$0.00		0.0018	\$37.70					0.0635	\$37.58		0.8811	\$32.74	
97530	97	0.2417	\$51.03	\$0.00		0.0021	\$19.65					0.0975	\$33.09		0.0186	\$31.72	
97530	Other	378.1120	\$36.85	\$1.16		0.4124	\$27.34		0.4172	\$30.02		133.0224	\$31.16		50.0631	\$33.32	
97112	96	0.1492	\$38.61	\$0.00		0.0031	\$71.19					0.0383	\$30.61		0.0388	\$26.97	
97112	97	0.2562	\$50.25	\$0.00		0.0014	\$17.86					0.1033	\$26.45		0.0031	\$23.64	
97112	Other	273.7499	\$34.42	\$0.79		0.0450	\$28.73		0.0310	\$23.60		139.2253	\$29.37		5.0469	\$30.26	
97124	96				Case volume too low to display			Case volume too low to display									Case volume too low to display
97124	97				Case volume too low to display			Case volume too low to display									Case volume too low to display
97124	Other	70.9460	\$17.32	\$0.10		0.0041	\$15.72		0.0004	\$23.70		0.7726	\$19.10		0.0336	\$17.62	
96127	96				Case volume too low to display			Case volume too low to display									Case volume too low to display
96127	97				Case volume too low to display			Case volume too low to display									Case volume too low to display
96127	Other	59.1460	\$7.44	\$0.04				Case volume too low to display	0.0004	\$6.93		0.0008	\$8.46		0.0012	\$2.90	
96110	96				Case volume too low to display			Case volume too low to display									Case volume too low to display
96110	97				Case volume too low to display			Case volume too low to display									Case volume too low to display
96110	Other	34.4761	\$14.96	\$0.04		0.0069	\$6.23		0.0017	\$19.58		0.0009	\$20.99		0.0006	\$15.29	
97535	96	0.1562	\$46.17	\$0.00				Case volume too low to display				0.0031	\$25.42		0.0064	\$36.67	
97535	97	0.0335	\$73.81	\$0.00				Case volume too low to display				5.8687	\$28.05		0.0003	\$39.06	
97535	Other	23.8493	\$38.56	\$0.08		0.2324	\$43.45		0.1064	\$24.49		0.0015	\$31.03		2.5464	\$29.76	
97116	96	0.0208	\$91.62	\$0.00				Case volume too low to display				0.0051	\$35.57				Case volume too low to display
97116	97	0.0245	\$55.84	\$0.00				Case volume too low to display				4.2451	\$25.65				Case volume too low to display
97116	Other	14.8921	\$41.94	\$0.05		0.0059	\$31.15		0.0054	\$21.89		0.0051	\$42.04		0.0397	\$22.02	
97113	96	0.0062	\$65.49	\$0.00				Case volume too low to display				0.0089	\$34.07				Case volume too low to display
97113	97	0.0229	\$63.98	\$0.00				Case volume too low to display				5.8696	\$32.04				Case volume too low to display
97113	Other	12.5166	\$47.65	\$0.05		0.0040	\$38.85		0.0008	\$33.07					0.1292	\$42.11	
All Other	96	0.0614	\$121.41	\$0.00		0.0034	\$132.28		0.0015	\$73.31		0.0015	\$70.51		0.0178	\$97.86	
All Other	97	0.0771	\$113.81	\$0.00		0.0009	\$174.82		0.0004	\$75.78		0.0014	\$60.61		0.0195	\$79.67	
All Other	Other	57.2800	\$70.16	\$0.33		1.1705	\$81.84		1.1558	\$79.38		2.1072	\$33.07		2.9517	\$74.65	

Procedure codes included in the "All Other" rows:
 97165, 97166, 97167, 97168, 97110, 97150, 97537, 97542, 97545, 97546, 97750, 97755, 97760, 97761, 97763, 96112, 96113, 96125, 96156, 96158, 96159, 96164, 96165, 96167, 96168, 96170, 96171, 98970, 98971, 98972, G2250, G2251, 97129, 97130, 97533, 92610, 92526

Exhibit C-9
 American Occupational Therapy Association
 Commercial Individual and Small Group Cost and Utilization Model
 Nationwide Utilization and Allowed Service Levels
 Occupational Therapy Procedures - Including Telehealth and Non-Telehealth Services
 Claims Incurred January 2020 thru December 2020
 Member Months: 93,091,127
 CPT copyright 2022 American Medical Association. All rights reserved.

			All Provider Specialties			Speech Language Pathologists			Audiologist (billing independently)			Physical therapist (independently practicing)			Occupational therapist (independently practicing)		
Procedure Code	Modifier	Average Utilization Per 1,000	Average Allowed per Unit	Allowed PMPM	Credibility Considerations	Utilization Per 1,000	Average Allowed per Unit	Credibility Considerations	Utilization Per 1,000	Average Allowed per Unit	Credibility Considerations	Utilization Per 1,000	Average Allowed per Unit	Credibility Considerations	Utilization Per 1,000	Average Allowed per Unit	Credibility Considerations
97110	96	0.5663	\$30.10	\$0.00								0.5070	\$27.24		0.0142	\$29.20	
97110	97	1.9871	\$64.50	\$0.01				Case volume too low to display			Case volume too low to display	0.4459	\$24.78		0.0308	\$25.69	
97110	Other	856.8331	\$35.44	\$2.53		0.0746	\$26.01	Case volume too low to display	0.1593	\$25.46	Case volume too low to display	313.2692	\$26.74		14.1549	\$28.73	
97140	96	0.0335	\$25.60	\$0.00				Case volume too low to display			Case volume too low to display	0.0291	\$21.56				Case volume too low to display
97140	97	0.7140	\$66.59	\$0.00				Case volume too low to display			Case volume too low to display	0.1430	\$24.77		0.0066	\$28.46	
97140	Other	417.1790	\$29.51	\$1.03				Case volume too low to display	0.0878	\$20.30	Case volume too low to display	169.0626	\$23.20		7.5440	\$25.22	
97530	96	0.5401	\$45.04	\$0.00				Case volume too low to display			Case volume too low to display	0.0165	\$49.13		0.3095	\$37.22	
97530	97	0.1921	\$63.14	\$0.00				Case volume too low to display			Case volume too low to display	0.0473	\$35.21		0.0086	\$44.45	
97530	Other	282.5718	\$33.89	\$0.80		0.2783	\$25.22	Case volume too low to display	0.1431	\$30.46	Case volume too low to display	108.6071	\$30.08		26.8509	\$34.01	
97112	96	0.0379	\$46.38	\$0.00				Case volume too low to display			Case volume too low to display	0.0146	\$37.33				Case volume too low to display
97112	97	0.2417	\$68.44	\$0.00				Case volume too low to display			Case volume too low to display	0.0416	\$29.27				Case volume too low to display
97112	Other	221.2424	\$31.41	\$0.58		0.0259	\$19.99	Case volume too low to display	0.0108	\$23.49	Case volume too low to display	109.9656	\$27.10		3.9049	\$27.84	
96127	96				Case volume too low to display			Case volume too low to display			Case volume too low to display						Case volume too low to display
96127	97				Case volume too low to display			Case volume too low to display			Case volume too low to display						Case volume too low to display
96127	Other	42.8623	\$6.38	\$0.02				Case volume too low to display			Case volume too low to display	0.0023	\$6.93	Benchmarks not credible	0.0037	\$70.91	Benchmarks not credible
97535	96	0.0692	\$45.80	\$0.00				Case volume too low to display			Case volume too low to display			Case volume too low to display			Case volume too low to display
97535	97	0.0432	\$72.65	\$0.00				Case volume too low to display			Case volume too low to display			Case volume too low to display			Case volume too low to display
97535	Other	21.1678	\$33.98	\$0.06		0.2160	\$24.60	Case volume too low to display	0.0142	\$32.56	Case volume too low to display	5.2244	\$25.40		1.9048	\$26.29	
96110	96				Case volume too low to display			Case volume too low to display			Case volume too low to display			Case volume too low to display			Case volume too low to display
96110	97				Case volume too low to display			Case volume too low to display			Case volume too low to display			Case volume too low to display			Case volume too low to display
96110	Other	17.6779	\$12.10	\$0.02				Case volume too low to display			Case volume too low to display	0.0015	\$23.63	Case volume too low to display			Case volume too low to display
97124	96				Case volume too low to display			Case volume too low to display			Case volume too low to display			Case volume too low to display			Case volume too low to display
97124	97				Case volume too low to display			Case volume too low to display			Case volume too low to display			Case volume too low to display			Case volume too low to display
97124	Other	16.4148	\$19.17	\$0.03				Case volume too low to display			Case volume too low to display	0.5191	\$17.85	Case volume too low to display	0.0184	\$19.52	Benchmarks not credible
97116	96	0.0120	\$83.90	\$0.00	Benchmarks not credible			Case volume too low to display			Case volume too low to display	0.0026	\$42.94	Benchmarks not credible			Case volume too low to display
97116	97	0.0397	\$64.88	\$0.00				Case volume too low to display			Case volume too low to display			Case volume too low to display			Case volume too low to display
97116	Other	15.7366	\$38.12	\$0.05				Case volume too low to display			Case volume too low to display	4.0367	\$22.76	Case volume too low to display	0.0269	\$21.19	Case volume too low to display
97113	96	0.0135	\$61.39	\$0.00				Case volume too low to display			Case volume too low to display	0.0125	\$53.25				Case volume too low to display
97113	97	0.0489	\$70.97	\$0.00				Case volume too low to display			Case volume too low to display	0.0137	\$49.71				Case volume too low to display
97113	Other	11.8690	\$44.01	\$0.04				Case volume too low to display			Case volume too low to display	4.7943	\$30.67		0.0572	\$40.77	
All Other	96	0.0536	\$133.78	\$0.00		0.0098	\$57.13	Case volume too low to display			Case volume too low to display			Case volume too low to display	0.0079	\$88.48	
All Other	97	0.1013	\$125.78	\$0.00				Case volume too low to display	0.1912	\$77.99	Case volume too low to display			Case volume too low to display	0.0035	\$95.18	
All Other	Other	34.0975	\$80.76	\$0.23		1.4921	\$76.71	Case volume too low to display			Case volume too low to display	2.1253	\$30.39		2.4481	\$74.46	

Procedure codes included in the "All Other" rows:
 97165, 97166, 97167, 97168, 97110, 97150, 97537, 97542, 97545, 97546, 97750, 97755, 97760, 97761, 97763, 96112, 96113, 96125, 96156, 96158, 96159, 96164, 96165, 96167, 96168, 96170, 96171, 98970, 98971, 98972, G2250, G2251, 97129, 97130, 97533, 92610, 92526

Exhibit C-10
 American Occupational Therapy Association
 Medicare Fee for Service Cost and Utilization Model
 Nationwide Utilization and Allowed Service Levels
 Occupational Therapy Procedures - Including Telehealth and Non-Telehealth Services
 Claims Incurred January 2020 thru December 2020
 Member Months: 19,177,070
 CPT copyright 2022 American Medical Association. All rights reserved.

			All Provider Specialties			Speech Language Pathologists			Audiologist (billing independently)			Physical therapist (independently practicing)			Occupational therapist (independently practicing)		
Procedure Code	Modifier	Average Utilization Per 1,000	Average Allowed per Unit	Allowed PMPM	Credibility Considerations	Utilization Per 1,000	Average Allowed per Unit	Credibility Considerations	Utilization Per 1,000	Average Allowed per Unit	Credibility Considerations	Utilization Per 1,000	Average Allowed per Unit	Credibility Considerations	Utilization Per 1,000	Average Allowed per Unit	Credibility Considerations
97110	96	0.7991	\$27.36	\$0.00								0.5431	\$27.71		0.2328	\$26.74	
97110	97	5.6499	\$31.72	\$0.01				Case volume too low to display				1.1213	\$26.46		0.2584	\$26.01	
97110	Other	3,298.0463	\$26.30	\$7.23		0.0576	\$26.25	Case volume too low to display	0.0038	\$30.72	Benchmarks not credible	1,370.4924	\$26.04		99.3793	\$25.90	
97530	96	0.8010	\$33.83	\$0.00				Case volume too low to display				0.4887	\$34.60		0.2534	\$35.75	
97530	97	0.7090	\$34.53	\$0.00				Case volume too low to display				0.1865	\$34.64		0.0544	\$33.33	
97530	Other	1,843.3164	\$34.25	\$5.26		0.4430	\$32.50	Case volume too low to display				442.7087	\$36.50		75.7373	\$35.51	Benchmarks not credible
97140	96	0.0350	\$24.29	\$0.00				Case volume too low to display				0.0232	\$23.53	Benchmarks not credible	0.0119	\$25.75	Case volume too low to display
97140	97	2.1225	\$27.45	\$0.00				Case volume too low to display				0.3598	\$22.68				
97140	Other	1,077.4139	\$23.41	\$2.10				Case volume too low to display				654.9691	\$22.98		38.1768	\$23.17	Benchmarks not credible
97112	96	0.1064	\$35.64	\$0.00				Case volume too low to display				0.0826	\$36.32		0.0238	\$33.28	Benchmarks not credible
97112	97	0.8197	\$32.66	\$0.00				Case volume too low to display				0.3498	\$30.27				Case volume too low to display
97112	Other	1,022.2346	\$30.62	\$2.61				Case volume too low to display				462.7320	\$31.57		26.8840	\$30.12	Benchmarks not credible
97535	96	0.0682	\$31.82	\$0.00				Case volume too low to display						Case volume too low to display	0.0676	\$31.89	Case volume too low to display
97535	97	0.2128	\$28.52	\$0.00				Case volume too low to display						Case volume too low to display			Case volume too low to display
97535	Other	490.5778	\$27.50	\$1.12		0.2021	\$26.14	Case volume too low to display				23.1664	\$30.36		38.2038	\$28.64	
97116	96	0.0901	\$25.42	\$0.00				Case volume too low to display				0.0876	\$26.14				Case volume too low to display
97116	97	0.1852	\$24.94	\$0.00				Case volume too low to display				0.0613	\$24.89				Case volume too low to display
97116	Other	472.0650	\$23.70	\$0.93				Case volume too low to display				83.2676	\$24.73		0.1852	\$24.26	
97150	96				Case volume too low to display			Case volume too low to display						Case volume too low to display			Case volume too low to display
97150	97	0.0457	\$15.38	\$0.00				Case volume too low to display						Case volume too low to display			Case volume too low to display
97150	Other	72.3802	\$14.81	\$0.09				Case volume too low to display				28.2888	\$14.93		0.7528	\$15.09	
97113	96				Case volume too low to display			Case volume too low to display						Case volume too low to display			Case volume too low to display
97113	97	0.0914	\$33.84	\$0.00				Case volume too low to display				0.0100	\$31.74	Benchmarks not credible			Case volume too low to display
97113	Other	64.7530	\$32.97	\$0.18				Case volume too low to display				35.1595	\$32.02		0.7678	\$32.60	
97542	96	0.0307	\$25.77	\$0.00	Benchmarks not credible			Case volume too low to display						Case volume too low to display			Case volume too low to display
97542	97	0.0513	\$28.87	\$0.00				Case volume too low to display				0.0175	\$29.84				Case volume too low to display
97542	Other	58.3885	\$26.99	\$0.13				Case volume too low to display				0.8372	\$26.48		1.1545	\$27.23	
All Other	96	0.0419	\$39.12	\$0.00				Case volume too low to display				0.0106	\$42.60		0.0282	\$38.79	
All Other	97	0.3748	\$81.80	\$0.00		0.0119	\$93.62	Case volume too low to display				0.0081	\$28.57		0.0200	\$58.86	
All Other	Other	328.5511	\$60.10	\$1.65		14.1169	\$42.89	Case volume too low to display	0.1064	\$48.37	Case volume too low to display	11.2115	\$27.82		12.2571	\$70.00	

Procedure codes included in the "All Other" rows:
 97165, 97166, 97167, 97168, 97110, 97124, 97537, 97545, 97546, 97750, 97755, 97760, 97761, 97763, 96110, 96112, 96113, 96125, 96127, 96156, 96158, 96159, 96164, 96165, 96167, 96168, 96170, 96171, 98970, 98971, 98972, G2251, G2251, 97129, 97130, 97533, 92610

Exhibit C-11
 American Occupational Therapy Association
 Medicare Advantage Cost and Utilization Model
 Nationwide Utilization and Allowed Service Levels
 Occupational Therapy Procedures - Including Telehealth and Non-Telehealth Services
 Claims Incurred January 2020 thru December 2020
 Member Months: 23,143,638
 CPT copyright 2022 American Medical Association. All rights reserved.

Procedure Code	Modifier	All Provider Specialties			Speech Language Pathologists			Audiologist (billing independently)			Physical therapist (independently practicing)			Occupational therapist (independently practicing)			
		Utilization Per 1,000	Average Allowed per Unit	Allowed PMPM	Credibility Considerations	Utilization Per 1,000	Average Allowed per Unit	Credibility Considerations	Utilization Per 1,000	Average Allowed per Unit	Credibility Considerations	Utilization Per 1,000	Average Allowed per Unit	Credibility Considerations	Utilization Per 1,000	Average Allowed per Unit	Credibility Considerations
97110	96																
97110	97	5.7108	\$31.64	\$0.02													
97110	Other	2,117.6964	\$22.84	\$4.03													
97530	96																
97530	97	0.7264	\$33.21	\$0.00													
97530	Other	982.8807	\$25.23	\$2.07													
97140	96																
97140	97	1.7790	\$25.78	\$0.00													
97140	Other	790.4201	\$17.63	\$1.16													
97112	96																
97112	97	1.2454	\$33.77	\$0.00													
97112	Other	603.6143	\$23.48	\$1.18													
97535	96																
97535	97	0.4164	\$25.22	\$0.00													
97535	Other	278.1290	\$20.23	\$0.47													
97116	96																
97116	97	0.4900	\$17.93	\$0.00													
97116	Other	263.3960	\$18.85	\$0.41													
97113	96																
97113	97	0.1436	\$25.82	\$0.00													
97113	Other	39.9639	\$32.29	\$0.11													
97542	96																
97542	97	0.0145	\$26.97	\$0.00													
97542	Other	33.0364	\$20.54	\$0.06													
97150	96																
97150	97	0.0565	\$16.23	\$0.00													
97150	Other	32.0610	\$12.16	\$0.03													
All Other	96																
All Other	97	0.8633	\$70.39	\$0.01													
All Other	Other	213.9555	\$50.03	\$0.89													

Procedure codes included in the "All Other" rows:
 97165, 97166, 97167, 97168, 97110, 97124, 97537, 97545, 97546, 97750, 97755, 97760, 97761, 97763, 96110, 96112, 96113, 96125, 96127, 96156, 96158, 96159, 96164, 96165, 96167, 96168, 96170, 96171, 98970, 98971, 98972, G2250, G2251, 97129, 97130, 97533, 92610

Exhibit C-12
 American Occupational Therapy Association
 Managed Medicaid Cost and Utilization Model
 Nationwide Utilization and Allowed Service Levels
 Occupational Therapy Procedures - Including Telehealth and Non-Telehealth Services
 Claims Incurred January 2020 thru December 2020
 Member Months: 59,991,262
 CPT copyright 2022 American Medical Association. All rights reserved.

		All Provider Specialties			Speech Language Pathologists			Audiologist (billing independently)			Physical therapist (independently practicing)			Occupational therapist (independently practicing)			
Procedure Code	Modifier	Average Utilization Per 1,000	Average Allowed per Unit	Allowed PMPM	Credibility Considerations	Average Utilization Per 1,000	Average Allowed per Unit	Credibility Considerations	Average Utilization Per 1,000	Average Allowed per Unit	Credibility Considerations	Average Utilization Per 1,000	Average Allowed per Unit	Credibility Considerations	Average Utilization Per 1,000	Average Allowed per Unit	Credibility Considerations
97110	96	0.1278	\$16.08	\$0.00				Case volume too low to display			Case volume too low to display			Case volume too low to display			Case volume too low to display
97110	97	1.9311	\$16.93	\$0.00				Case volume too low to display			Case volume too low to display			Case volume too low to display			Case volume too low to display
97110	Other	416.1233	\$27.29	\$0.95		0.2648	\$26.41	Case volume too low to display			Case volume too low to display			Case volume too low to display			Case volume too low to display
97530	96	1.6476	\$27.22	\$0.00				Case volume too low to display			Case volume too low to display			Case volume too low to display			Case volume too low to display
97530	97	0.5779	\$24.84	\$0.00				Case volume too low to display			Case volume too low to display			Case volume too low to display			Case volume too low to display
97530	Other	278.8065	\$24.40	\$0.57		0.3619	\$20.28	Case volume too low to display			Case volume too low to display			Case volume too low to display			Case volume too low to display
97140	96	0.0178	\$13.84	\$0.00				Case volume too low to display			Case volume too low to display			Case volume too low to display			Case volume too low to display
97140	97	0.1924	\$17.36	\$0.00				Case volume too low to display			Case volume too low to display			Case volume too low to display			Case volume too low to display
97140	Other	171.9200	\$22.20	\$0.32		0.0066	\$50.86	Benchmarks not credible			Case volume too low to display			Case volume too low to display			Case volume too low to display
96165	96				Case volume too low to display			Case volume too low to display			Case volume too low to display			Case volume too low to display			Case volume too low to display
96165	97				Case volume too low to display			Case volume too low to display			Case volume too low to display			Case volume too low to display			Case volume too low to display
96165	Other	144.0627	\$9.17	\$0.11				Case volume too low to display			Case volume too low to display			Case volume too low to display			Case volume too low to display
97112	96	0.1536	\$16.40	\$0.00				Case volume too low to display			Case volume too low to display			Case volume too low to display			Case volume too low to display
97112	97	0.2474	\$20.27	\$0.00				Case volume too low to display			Case volume too low to display			Case volume too low to display			Case volume too low to display
97112	Other	116.2563	\$21.89	\$0.21		0.0028	\$18.47	Benchmarks not credible			Case volume too low to display			Case volume too low to display			Case volume too low to display
96110	96				Case volume too low to display			Case volume too low to display			Case volume too low to display			Case volume too low to display			Case volume too low to display
96110	97				Case volume too low to display			Case volume too low to display			Case volume too low to display			Case volume too low to display			Case volume too low to display
96110	Other	64.1275	\$17.89	\$0.10		0.0044	\$13.35	Case volume too low to display			Case volume too low to display			Case volume too low to display			Case volume too low to display
96127	96				Case volume too low to display			Case volume too low to display			Case volume too low to display			Case volume too low to display			Case volume too low to display
96127	97				Case volume too low to display			Case volume too low to display			Case volume too low to display			Case volume too low to display			Case volume too low to display
96127	Other	53.3954	\$8.46	\$0.04				Case volume too low to display			Case volume too low to display			Case volume too low to display			Case volume too low to display
96164	96				Case volume too low to display			Case volume too low to display			Case volume too low to display			Case volume too low to display			Case volume too low to display
96164	97				Case volume too low to display			Case volume too low to display			Case volume too low to display			Case volume too low to display			Case volume too low to display
96164	Other	24.8402	\$16.99	\$0.04				Case volume too low to display			Case volume too low to display			Case volume too low to display			Case volume too low to display
97535	96	0.0092	\$20.58	\$0.00				Case volume too low to display			Case volume too low to display			Case volume too low to display			Case volume too low to display
97535	97	0.0190	\$21.90	\$0.00				Case volume too low to display			Case volume too low to display			Case volume too low to display			Case volume too low to display
97535	Other	17.6479	\$23.45	\$0.03		0.5503	\$14.25	Case volume too low to display			Case volume too low to display			Case volume too low to display			Case volume too low to display
97113	96				Case volume too low to display			Case volume too low to display			Case volume too low to display			Case volume too low to display			Case volume too low to display
97113	97	0.0066	\$10.20	\$0.00	Benchmarks not credible			Case volume too low to display			Case volume too low to display			Case volume too low to display			Case volume too low to display
97113	Other	16.0001	\$27.37	\$0.04				Case volume too low to display			Case volume too low to display			Case volume too low to display			Case volume too low to display
All Other	96	0.0570	\$36.42	\$0.00		0.0152	\$68.05	Case volume too low to display			Case volume too low to display			Case volume too low to display			Case volume too low to display
All Other	97	0.1804	\$34.09	\$0.00		0.0208	\$49.59	Case volume too low to display			Case volume too low to display			Case volume too low to display			Case volume too low to display
All Other	Other	48.9740	\$45.17	\$0.18		3.3653	\$47.07	Case volume too low to display	0.0076	\$25.81	Case volume too low to display	8.7092	\$15.46	Case volume too low to display	4.0107	\$35.89	\$51.05

Procedure codes included in the "All Other" rows:
 97165, 97166, 97167, 97168, 97110, 97116, 97124, 97150, 97537, 97542, 97545, 97546, 97750, 97755, 97760, 97761, 97763, 96112, 96113, 96125, 96156, 96158, 96159, 96167, 96168, 96170, 96171, 98970, 98971, 98972, G2250, G2251, 97129, 97130, 97533, 92610, 92526

Appendix A
American Speech-Language Hearing Association
Cost and Utilization Model
Procedure Code List

CPT copyright 2022 American Medical Association. All rights reserved.

Code	Description	Family	Notes
69209	Removal impacted cerumen using irrigation/lavage, unilateral	Audiology	
69210	Removal impacted cerumen requiring instrumentation, unilateral	Audiology	
92531	Spontaneous nystagmus, including gaze	Audiology	
92532	Positional nystagmus test	Audiology	
92533	Caloric vestibular test, each irrigation (binaural, bithermal stimulation constitutes 4 tests)	Audiology	
92534	Optokinetic nystagmus test	Audiology	
92537	Caloric vestibular test with recording, bilateral; bithermal (ie, one warm and one cool irrigation in each ear for a total of four irrigations)	Audiology	
92538	Caloric vestibular test with recording, bilateral; monothermal (ie, one irrigation in each ear for a total of two irrigations)	Audiology	
92540	Basic vestibular evaluation, includes spontaneous nystagmus test with eccentric gaze fixation nystagmus, with recording, positional nystagmus test, minimum of 4 positions, with recording, optokinetic nystagmus test, bidirectional foveal and peripheral stimulation, with recording, and oscillating tracking test, with recording	Audiology	
92541	Spontaneous nystagmus test, including gaze and fixation nystagmus, with recording	Audiology	
92542	Positional nystagmus test, minimum of 4 positions, with recording	Audiology	
92543	Caloric vestibular test, each irrigation (binaural, bithermal stimulation constitutes 4 tests), with recording	Audiology	
92544	Optokinetic nystagmus test, bidirectional, foveal or peripheral stimulation, with recording	Audiology	
92545	Oscillating tracking test, with recording	Audiology	
92546	Sinusoidal vertical axis rotational testing	Audiology	
92547	Use of vertical electrodes (List separately in addition to code for primary procedure)	Audiology	
92548	Computerized dynamic posturography sensory organization test (CDP-SOT), 6 conditions (ie, eyes open, eyes closed, visual sway, platform sway, eyes closed platform sway, platform and visual sway), including interpretation and report	Audiology	
92549	Computerized dynamic posturography sensory organization test (CDP-SOT), 6 conditions (ie, eyes open, eyes closed, visual sway, platform sway, eyes closed platform sway, platform and visual sway), including interpretation and report; with motor control test (MCT) and adaptation test (ADT)	Audiology	New in 2020
92550	Tympanometry and reflex threshold measurements	Audiology	
92551	Screening test, pure tone, air only	Audiology	
92552	Pure tone audiometry (threshold); air only	Audiology	
92553	Pure tone audiometry (threshold); air and bone	Audiology	
92555	Speech audiometry threshold;	Audiology	
92556	Speech audiometry threshold; with speech recognition	Audiology	
92557	Comprehensive audiometry threshold evaluation and speech recognition (92553 and 92556 combined)	Audiology	
92558	Evoked otoacoustic emissions, screening (qualitative measurement of distortion product or transient evoked otoacoustic emissions), automated analysis	Audiology	
92559	Audiometric testing of groups	Audiology	
92560	Bekesy audiometry; screening	Audiology	
92561	Bekesy audiometry; diagnostic	Audiology	
92562	Loudness balance test, alternate binaural or monaural	Audiology	
92563	Tone decay test	Audiology	
92564	Short increment sensitivity index (SISI)	Audiology	
92565	Stenger test, pure tone	Audiology	
92567	Tympanometry (impedance testing)	Audiology	
92568	Acoustic reflex testing, threshold	Audiology	
92569	Acoustic reflex decay	Audiology	
92570	Acoustic immittance testing, includes tympanometry (impedance testing), acoustic reflex threshold testing, and acoustic reflex decay testing	Audiology	
92571	Filtered speech test	Audiology	
92572	Staggered spondaic word test	Audiology	
92575	Sensorineural acuity level test	Audiology	
92576	Synthetic sentence identification test	Audiology	
92577	Stenger test, speech	Audiology	
92579	Visual reinforcement audiometry (VRA)	Audiology	
92582	Conditioning play audiometry	Audiology	
92583	Select picture audiometry	Audiology	
92584	Electrocochleography	Audiology	
92585	Auditory evoked potentials for evoked response audiometry and/or testing of the central nervous system; comprehensive	Audiology	Deleted in 2021
92586	Auditory evoked potentials for evoked response audiometry and/or testing of the central nervous system; limited	Audiology	Deleted in 2021
92587	Distortion product evoked otoacoustic emissions; limited evaluation (to confirm the presence or absence of hearing disorder, 3-6 frequencies) or transient evoked otoacoustic emissions, with interpretation and report	Audiology	
92588	Distortion product evoked otoacoustic emissions; comprehensive diagnostic evaluation (quantitative analysis of outer hair cell function by cochlear mapping, minimum of 12 frequencies), with interpretation and report	Audiology	
92590	Hearing aid examination and selection; monaural	Audiology	
92591	Hearing aid examination and selection; binaural	Audiology	
92592	Hearing aid check; monaural	Audiology	
92593	Hearing aid check; binaural	Audiology	
92594	Electroacoustic evaluation for hearing aid; monaural	Audiology	
92595	Electroacoustic evaluation for hearing aid; binaural	Audiology	
92596	Ear protector attenuation measurements	Audiology	
92601	Diagnostic analysis of cochlear implant, patient younger than 7 years of age; with programming	Audiology	
92602	Diagnostic analysis of cochlear implant, patient younger than 7 years of age; subsequent reprogramming	Audiology	
92603	Diagnostic analysis of cochlear implant, age 7 years or older; with programming	Audiology	
92604	Diagnostic analysis of cochlear implant, age 7 years or older; subsequent reprogramming	Audiology	
92620	Evaluation of central auditory function, with report; initial 60 minutes	Audiology	
92621	Evaluation of central auditory function, with report; each additional 15 minutes	Audiology	
92625	Assessment of tinnitus (includes pitch, loudness matching, and masking)	Audiology	
92626	Evaluation of auditory function for surgically implanted device(s) candidacy or postoperative status of a surgically implanted device(s); first hour	Audiology	
92627	Evaluation of auditory function for surgically implanted device(s) candidacy or postoperative status of a surgically implanted device(s); each additional 15 minutes (List separately in addition to code for primary procedure)	Audiology	
92630	Auditory rehabilitation; prelingual hearing loss	Audiology	
92633	Auditory rehabilitation; postlingual hearing loss	Audiology	
92640	Diagnostic analysis with programming of auditory brainstem implant, per hour	Audiology	
92700	Unlisted otorhinolaryngological service or procedure	Audiology	
95940	Continuous intraoperative neurophysiology monitoring in the operating room, one on one monitoring requiring personal attendance, each 15 minutes (List separately in addition to code for primary procedure)	Audiology	
95941	Continuous neurophysiology monitoring, from outside the operating room (remote or nearby) or for monitoring of more than one case while in the operating room, per hour (List separately in addition to code for primary procedure)	Audiology	
95992	Canalith repositioning procedure(s) (eg, Epley maneuver, Semont maneuver), per day	Audiology	

Appendix A
American Speech-Language Hearing Association
Cost and Utilization Model
Procedure Code List

CPT copyright 2022 American Medical Association. All rights reserved.

Code	Description	Family	Notes
96110	Developmental screening (eg, developmental milestone survey, speech and language delay screen), with scoring and documentation, per standardized instrument	Audiology	
97112	Therapeutic procedure, 1 or more areas, each 15 minutes; neuromuscular reeducation of movement, balance, coordination, kinesthetic sense, posture, and/or proprioception for sitting and/or standing activities	Audiology	
97755	Assistive technology assessment (eg, to restore, augment or compensate for existing function, optimize functional tasks and/or maximize environmental accessibility), direct one-on-one contact, with written report, each 15 minute	Audiology	
98966	Telephone assessment and management service provided by a qualified nonphysician health care professional to an established patient, parent, or guardian not originating from a related assessment and management service provided within the previous 7 days nor leading to an assessment and management service or procedure within the next 24 hours or soonest available appointment; 5-10 minutes of medical discussion	Audiology	
98967	Telephone assessment and management service provided by a qualified nonphysician health care professional to an established patient, parent, or guardian not originating from a related assessment and management service provided within the previous 7 days nor leading to an assessment and management service or procedure within the next 24 hours or soonest available appointment; 11-20 minutes of medical discussion	Audiology	
98968	Telephone assessment and management service provided by a qualified nonphysician health care professional to an established patient, parent, or guardian not originating from a related assessment and management service provided within the previous 7 days nor leading to an assessment and management service or procedure within the next 24 hours or soonest available appointment; 21-30 minutes of medical discussion	Audiology	
99366	Medical team conference with interdisciplinary team of health care professionals, face-to-face with patient and/or family, 30 minutes or more, participation by nonphysician qualified health care professional	Audiology	
99368	Medical team conference with interdisciplinary team of health care professionals, patient and/or family not present, 30 minutes or more; participation by nonphysician qualified health care professional	Audiology	
G0451	Developmental testing with interpretation and report, per standardized instrument	Audiology	HCPCS code
G0453	Continuous intraoperative neurophysiology monitoring, from outside the operating room (remote or nearby), per patient, (attention directed exclusively to one patient) each 15 minutes (list in addition to primary procedure)	Audiology	HCPCS code
G2010	Remote evaluation of recorded video and/or images submitted by an established patient (e.g., store and forward), including interpretation with follow-up with the patient within 24 business hours, not originating from a related E/M service provided within the previous 7 days nor leading to an E/M service or procedure within the next 24 hours or soonest available appointment	Audiology	
G2012	Brief communication technology-based service, e.g. virtual check-in, by a physician or other qualified health care professional who can report evaluation and management services, provided to an established patient, not originating from a related E/M service provided within the previous 7 days nor leading to an E/M service or procedure within the next 24 hours or soonest available appointment; 5-10 minutes of medical discussion	Audiology	
V5008	Hearing screening	Audiology	HCPCS code
V5010	Assessment for hearing aid	Audiology	HCPCS code
V5011	Fitting/orientation/checking of hearing aid	Audiology	HCPCS code
V5014	Repair/modification of a hearing aid	Audiology	HCPCS code
V5020	Conformity evaluation	Audiology	HCPCS code
V5090	Dispensing fee, unspecified hearing aid	Audiology	HCPCS code
V5110	Dispensing fee, bilateral	Audiology	HCPCS code
V5160	Dispensing fee, binaural	Audiology	HCPCS code
V5200	Dispensing fee, contralateral, monaural	Audiology	HCPCS code
V5240	Dispensing fee, contralateral routing system, binaural	Audiology	HCPCS code
V5241	Dispensing fee, monaural hearing aid	Audiology	HCPCS code
V5275	Ear impression, each	Audiology	HCPCS code
V5299	Hearing service, miscellaneous	Audiology	HCPCS code
V5336	Repair/modification of augmentative communicative system or device (excluding adaptive hearing aid)	Audiology	HCPCS code
V5362	Speech screening	Audiology	HCPCS code
V5363	Language screening	Audiology	HCPCS code
31575	Laryngoscopy, flexible; diagnostic	SLP	
31579	Laryngoscopy, flexible or rigid telescopic, with stroboscopy	SLP	
92507	Treatment of speech, language, voice, communication, and/or auditory processing disorder; individual	SLP	
92508	Treatment of speech, language, voice, communication, and/or auditory processing disorder; group, 2 or more individuals	SLP	
92511	Nasopharyngoscopy with endoscope (separate procedure)	SLP	
92520	Laryngeal function studies (ie, aerodynamic testing and acoustic testing)	SLP	
92521	Evaluation of speech fluency (eg, stuttering, cluttering)	SLP	
92522	Evaluation of speech sound production (eg, articulation, phonological process, apraxia, dysarthria);	SLP	
92523	Evaluation of speech sound production (eg, articulation, phonological process, apraxia, dysarthria); with evaluation of language comprehension and expression (eg, receptive and expressive language)	SLP	
92524	Behavioral and qualitative analysis of voice and resonance	SLP	
92525	Evaluation of swallowing and oral function for feeding	SLP	
92526	Treatment of swallowing dysfunction and/or oral function for feeding	SLP	
92597	Evaluation for use and/or fitting of voice prosthetic device to supplement oral speech	SLP	
92605	Evaluation for prescription of non-speech-generating augmentative and alternative communication device, face-to-face with the patient; first hour	SLP	
92606	Therapeutic service(s) for the use of non-speech-generating device, including programming and modification	SLP	
92607	Evaluation for prescription for speech-generating augmentative and alternative communication device, face-to-face with the patient; first hour	SLP	
92608	Evaluation for prescription for speech-generating augmentative and alternative communication device, face-to-face with the patient; each additional 30 minutes (List separately in addition to code for primary procedure)	SLP	
92609	Therapeutic services for the use of speech-generating device, including programming and modification	SLP	
92610	Evaluation of oral and pharyngeal swallowing function	SLP	
92611	Motion fluoroscopic evaluation of swallowing function by cine or video recording	SLP	
92612	Flexible fiberoptic endoscopic evaluation of swallowing by cine or video recording;	SLP	
92613	Flexible fiberoptic endoscopic evaluation of swallowing by cine or video recording; interpretation and report only	SLP	
92614	Flexible fiberoptic endoscopic evaluation, laryngeal sensory testing by cine or video recording;	SLP	
92615	Flexible fiberoptic endoscopic evaluation, laryngeal sensory testing by cine or video recording; interpretation and report only	SLP	
92616	Flexible fiberoptic endoscopic evaluation of swallowing and laryngeal sensory testing by cine or video recording;	SLP	
92617	Flexible fiberoptic endoscopic evaluation of swallowing and laryngeal sensory testing by cine or video recording; interpretation and report only	SLP	
92618	Evaluation for prescription of non-speech-generating augmentative and alternative communication device, face-to-face with the patient; each additional 30 minutes (List separately in addition to code for primary procedure)	SLP	
92626	Evaluation of auditory function for surgically implanted device(s) candidacy or postoperative status of a surgically implanted device(s); first hour	SLP	
92627	Evaluation of auditory function for surgically implanted device(s) candidacy or postoperative status of a surgically implanted device(s); each additional 15 minutes (List separately in addition to code for primary procedure)	SLP	
92630	Auditory rehabilitation; prelingual hearing loss	SLP	
92633	Auditory rehabilitation; postlingual hearing loss	SLP	
92700	Unlisted otorhinolaryngological service or procedure	SLP	
95940	Continuous intraoperative neurophysiology monitoring in the operating room, one on one monitoring requiring personal attendance, each 15 minutes (List separately in addition to code for primary procedure)	SLP	
95941	Continuous neurophysiology monitoring, from outside the operating room (remote or nearby) or for monitoring of more than one case while in the operating room, per hour (List separately in addition to code for primary procedure)	SLP	
96105	Assessment of aphasia (includes assessment of expressive and receptive speech and language function, language comprehension, speech production ability, reading, spelling, writing, eg, by Boston Diagnostic Aphasia Examination) with interpretation and report, per hour	SLP	
96110	Developmental screening (eg, developmental milestone survey, speech and language delay screen), with scoring and documentation, per standardized instrument	SLP	
96112	Developmental test administration (including assessment of fine and/or gross motor, language, cognitive level, social, memory and/or executive functions by standardized developmental instruments when performed), by physician or other qualified health care professional, with interpretation and report; first hour	SLP	

Appendix A
American Speech-Language Hearing Association
Cost and Utilization Model
Procedure Code List

CPT copyright 2022 American Medical Association. All rights reserved.

Code	Description	Family	Notes
96113	Developmental test administration (including assessment of fine and/or gross motor, language, cognitive level, social, memory and/or executive functions by standardized developmental instruments when performed), by physician or other qualified health care professional, with interpretation and report, each additional 30 minutes (List separately in addition to code for primary procedure)	SLP	
96125	Standardized cognitive performance testing (eg, Ross Information Processing Assessment) per hour of a qualified health care professional's time, both face-to-face time administering tests to the patient and time interpreting these test results and preparing the report	SLP	
97112	Therapeutic procedure, 1 or more areas, each 15 minutes; neuromuscular reeducation of movement, balance, coordination, kinesthetic sense, posture, and/or proprioception for sitting and/or standing activities	SLP	
97129	Therapeutic interventions that focus on cognitive function (eg, attention, memory, reasoning, executive function, problem solving, and/or pragmatic functioning) and compensatory strategies to manage the performance of an activity (eg, managing time or schedules, initiating, organizing, and sequencing tasks), direct (one-on-one) patient contact; initial 15 minutes	SLP	
97130	Therapeutic interventions that focus on cognitive function (eg, attention, memory, reasoning, executive function, problem solving, and/or pragmatic functioning) and compensatory strategies to manage the performance of an activity (eg, managing time or schedules, initiating, organizing, and sequencing tasks), direct (one-on-one) patient contact; each additional 15 minutes (List separately in addition to code for primary procedure)	SLP	
97533	Sensory integrative techniques to enhance sensory processing and promote adaptive responses to environmental demands, direct (one-on-one) patient contact, each 15 minutes	SLP	
97535	Self-care/home management training (eg, activities of daily living (ADL) and compensatory training, meal preparation, safety procedures, and instructions in use of assistive technology devices/adaptive equipment) direct one-on-one contact, each 15 minutes	SLP	
97755	Assistive technology assessment (eg, to restore, augment or compensate for existing function, optimize functional tasks and/or maximize environmental accessibility), direct one-on-one contact, with written report, each 15 minute	SLP	
98966	Telephone assessment and management service provided by a qualified nonphysician health care professional to an established patient, parent, or guardian not originating from a related assessment and management service provided within the previous 7 days nor leading to an assessment and management service or procedure within the next 24 hours or soonest available appointment; 5-10 minutes of medical discussion	SLP	SLPs eligible to bill Medicare effective March 2020
98967	Telephone assessment and management service provided by a qualified nonphysician health care professional to an established patient, parent, or guardian not originating from a related assessment and management service provided within the previous 7 days nor leading to an assessment and management service or procedure within the next 24 hours or soonest available appointment; 11-20 minutes of medical discussion	SLP	SLPs eligible to bill Medicare effective March 2020
98968	Telephone assessment and management service provided by a qualified nonphysician health care professional to an established patient, parent, or guardian not originating from a related assessment and management service provided within the previous 7 days nor leading to an assessment and management service or procedure within the next 24 hours or soonest available appointment; 21-30 minutes of medical discussion	SLP	SLPs eligible to bill Medicare effective March 2020
99366	Medical team conference with interdisciplinary team of health care professionals, face-to-face with patient and/or family, 30 minutes or more, participation by nonphysician qualified health care professional	SLP	
99368	Medical team conference with interdisciplinary team of health care professionals, patient and/or family not present, 30 minutes or more; participation by nonphysician qualified health care professional	SLP	
G0451	Developmental testing with interpretation and report, per standardized instrument	SLP	HCPCS code
G0453	Continuous intraoperative neurophysiology monitoring, from outside the operating room (remote or nearby), per patient, (attention directed exclusively to one patient) each 15 minutes (list in addition to primary procedure)	SLP	HCPCS code
G2010	Remote evaluation of recorded video and/or images submitted by an established patient (e.g., store and forward), including interpretation with follow-up with the patient within 24 business hours, not originating from a related E/M service provided within the previous 7 days nor leading to an E/M service or procedure within the next 24 hours or soonest available appointment	SLP	HCPCS code SLPs eligible to bill Medicare effective March 2020
G2012	Brief communication technology-based service, e.g. virtual check-in, by a physician or other qualified health care professional who can report evaluation and management services, provided to an established patient, not originating from a related E/M service provided within the previous 7 days nor leading to an E/M service or procedure within the next 24 hours or soonest available appointment; 5-10 minutes of medical discussion	SLP	HCPCS code SLPs eligible to bill Medicare effective March 2020
S9152	Speech therapy, re-evaluation	SLP	HCPCS code
V5008	Hearing screening	SLP	HCPCS code
V5336	Repair/modification of augmentative communicative system or device (excluding adaptive hearing aid)	SLP	HCPCS code
V5362	Speech screening	SLP	HCPCS code
V5363	Language screening	SLP	HCPCS code
V5364	Dysphagia screening	SLP	HCPCS code

Appendix B
American Occupational Therapy Association
Cost and Utilization Model
Procedure Code List

CPT copyright 2022 American Medical Association. All rights reserved.

HCPCS	Description
97165	Occupational therapy evaluation, low complexity
97166	Occupational therapy evaluation, moderate complexity
97167	Occupational therapy evaluation, high complexity
97168	Occupational therapy re-evaluation
97110	Therapeutic procedure, one or more areas, each 15 minutes; therapeutic exercises to develop strength and endurance, range of motion, and flexibility
97112	neuromuscular reeducation of movement, balance, coordination, kinesthetic sense, posture, and/or proprioception for sitting and/or standing activities
97113	aquatic therapy with therapeutic exercises
97116	gait training (includes stair climbing)
97124	massage, including effleurage, petrissage, and/or tapotement (stroking, compression, percussion) (Note: for myofascial release, use 97140.)
97140	Manual therapy techniques (e.g., mobilization/manipulation, manual lymphatic drainage, manual traction), 1 or more regions, each 15 minutes
97150	Therapeutic procedure(s), group (2 or more). (Report for each member of the group). (Group therapy procedures involve constant attendance by the physician or other qualified health care professional [i.e., therapist], but by definition do not require one-on-one patient contact by the same physician or other health care professional.)
97530	Therapeutic activities, direct (one-on-one) patient contact (use of dynamic activities to improve functional performance), each 15 minutes
97535	Self-care/home management training (e.g., activities of daily living [ADLs] and compensatory training, meal preparation, safety procedures, and instructions in use of assistive technology devices/adaptive equipment), direct one-on-one contact, each 15 minutes
97537	Community/work reintegration training (e.g., shopping, transportation, money management, avocational activities and/or work environment/modification analysis, work task analysis, use of assistive technology device/adaptive equipment), direct one-on-one contact, each 15 minutes
97542	Wheelchair management (e.g., assessment, fitting, training), each 15 minutes
97545	Work hardening/conditioning; initial 2 hours
97546	Each additional hour (List separately in addition to code for primary procedure.)
97750	Physical performance test or measurement (e.g., musculoskeletal, functional capacity), with written report, each 15 minutes
97755	Assistive technology assessment (e.g., to restore, augment, or compensate for existing function, optimize functional tasks, and/or maximize environmental accessibility), direct one-on-one contact, with written report, each 15 minutes
97760	Orthotic(s) management and training (including assessment and fitting when not otherwise reported), upper extremity(ies), lower extremity(ies) and/or trunk, initial Orthotic(s) encounter, each 15 minutes
97761	Prosthetic(s) training, upper and/or lower extremity(ies), initial prosthetic(s) encounter, each 15 minutes
97763	Orthotic(s)/prosthetic(s) management and/or training, upper extremity(ies), lower extremity(ies), and/or trunk, subsequent Orthotic(s)/prosthetic(s) encounter, each 15 minutes
96110	Developmental screening (e.g., developmental milestone survey, speech and language delay screen) with scoring and documentation, per standardized instrument
96112	Developmental test administration (including assessment of fine and/or gross motor, language, cognitive level, social, memory, and/or executive functions by standardized developmental instruments when performed) by physician or other qualified health care professional, with interpretation and report, first hour
96113	each additional 30 minutes (List separately in addition to code for primary procedure.)
96125	Standardized cognitive performance testing (e.g., Ross Information Processing Assessment) per hour of a qualified health care professional's time, both face-to-face time administering tests to the patient and time interpreting these test results and preparing the report
96127	Brief emotional/behavioral assessment (e.g., depression inventory, attention-deficit/hyperactivity disorder [ADHD] scale), with scoring and documentation, per standardized instrument
96156	Health behavior assessment, or re-assessment (i.e., health-focused clinical interview, behavioral observations, clinical decision making)
96158	Health behavior intervention, individual, face-to-face; initial 30 minutes
96159	Each additional 15 minutes (List separately in addition to code for primary procedure.)
96164	Health behavior intervention, group (2 or more patients) face-to-face; initial 30 minutes
96165	Each additional 15 minutes (List separately in addition to code for primary procedure.)
96167	Health behavior intervention, family (with the patient present), face-to-face; initial 30 minutes
96168	Each additional 15 minutes (List separately in addition to code for primary procedure.)
96170	Health behavior intervention, family (without the patient present), face-to-face; initial 30 minutes
96171	Each additional 15 minutes (List separately in addition to code for primary procedure.)
98970	Qualified nonphysician health care professional online digital evaluation and management service, for an established patient, for up to 7 days, cumulative time during the 7 days; 5–10 minutes
98971	11–20 minutes
98972	21 or more minutes
G2250	Remote assessment of recorded video and/or images submitted by an established patient (e.g., store and forward), including interpretation with follow-up with the patient within 24 business hours, not originating from a related service provided within the previous 7 days nor leading to a service or procedure within the next 24 hours or soonest available appointment
G2251	Brief communication technology-based service, e.g. virtual check-in, by a qualified health care professional who cannot report evaluation and management services, provided to an established patient, not originating from a related e/m service provided within the previous 7 days nor leading to a service or procedure within the next 24 hours or soonest available appointment; 5-10 minutes of medical discussion
97129	Therapeutic interventions that focus on cognitive function (e.g., attention, memory, reasoning, executive function, problem solving, and/or pragmatic functioning) and compensatory strategies to manage the performance of an activity (e.g., managing time or schedules, initiating, organizing, and sequencing tasks), direct (one-on-one) patient contact; initial 15 minutes
97130	Each additional 15 minutes (List separately in addition to code for primary procedure.)
97533	Sensory integrative techniques to enhance sensory processing and promote adaptive responses to environmental demands, direct (one-on-one) patient contact, each 15 minutes
92610	Evaluation of Oral and pharyngeal swallowing function
92526	Treatment of swallowing dysfunction and/or Oral function for feeding

Appendix C
American Speech-Language Hearing Association / American Occupational Therapy Association
Cost and Utilization Model
Other Codes

Code	Type	Description
95	Modifier	Synchronous Telemedicine Service Rendered Via a Real-Time Interactive Audio and Video Telecommunications System
96	Modifier	Habilitative Services
97	Modifier	Rehabilitative Services
GT	Modifier	Via interactive audio and video telecommunication systems
02	POS	Telehealth