

Ameron™

Round Louvered Bollard

Available in base plate style and embedded style

Ameron spun-cast bollards are an attractive way to enhance your landscape architecture. Our high quality craftsmanship, versatile designs, and array of colors and finishes make it the bollard of choice.

Features and Benefits

- Prestressed steel and highest quality concrete are centrifugally cast for ultimate strength and long-term aesthetic appeal.
- Natural stone and terrazzo aggregates maintain a like new appearance with virtually no maintenance.
- Conforms to applicable sections of ACI, AASHTO, ASTM, and IBC standards.
- Exclusive 10-year warranty

Colors and Finishes

A wide range of standard, pre-formulated and custom colors are available. The concrete shafts are lightly blasted to expose the texture and color of the natural stone. See separate Aggregates and Finishes sheet for details. We offer Amershield™, a premium graffiti-resistant coating, as well as other durable sealers and protectants that further enhance colors, protect the concrete surface and aid in the removal of graffiti.

Durability with a classic touch.



For further information contact us at: 1.800.552.6376



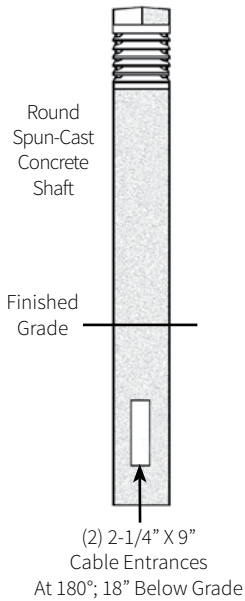
poleproducts@nov.com

nov.com/poleproducts

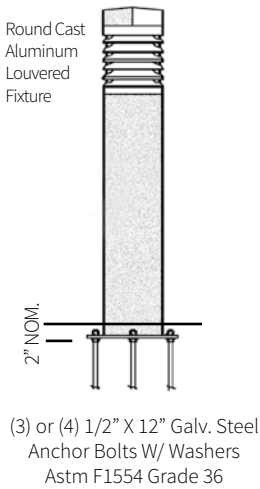
Ameron™ Round Louvered Bollard

Embedded Detail

Internally Fastened Cast Aluminum Or Cast Concrete
Decorative Top Cap



Base Plate Detail



Baseplate Style - Information

Catalog Number	Pole Height Above Grade	Base O.D.	Top Cap O.D.	Anchor Bolt	Bolt Circle DIA	Base Plate	Bollard Weight (lbs.)
BBR1442LC14*	44"	14"	14"	(4) 1/2" x 12"	16"	14" SQ	330
BBR1442LC12	42"	14"	12"	(4) 1/2" x 12"	16"	14" SQ	310
BBR1242LC12	42"	12"	12"	(4) 1/2" x 12"	14"	12" SQ	240
BBR1042LC10	42"	10"	10"	(4) 1/2" x 12"	12"	10" SQ	200
BBR1042LC8	42"	10"	8"	(4) 1/2" x 12"	12"	10" SQ	190
BBR0842LC8	42"	8"	8"	(3) 1/2" x 12"	10"	11-1/2" DIA.	140
BBR0836LC8	36"	8"	8"	(3) 1/2" x 12"	10"	11-1/2" DIA.	120

* BBR1442LC14 - Available in concrete cap only

Embedded Style - Information

Catalog Number	Pole Height Above Grade**	Base O.D.	Top Cap O.D.	Embedded Depth	Overall Length	Bollard Weight (lbs.)
BER1442LC14	44"	14"	14"	30"	6' - 0"	520
BER1442LC12	42"	14"	12"	30"	6' - 0"	500
BER1242LC12	42"	12"	12"	30"	6' - 0"	400
BER1042LC10	42"	10"	10"	30"	6' - 0"	350
BER1042LC8	42"	10"	8"	30"	6' - 0"	340
BER0842LC8	42"	8"	8"	30"	6' - 0"	220
BER0836LC8	36"	8"	8"	30"	5' - 6"	200

** Special heights and non-louvered bollards are available. Please contact our customer service department regarding your requirements

Bollard Numbering: i.e. BBF0842LA (113A)

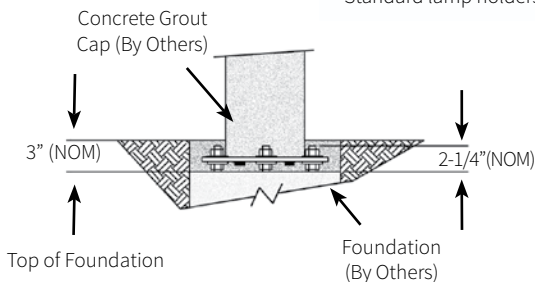
Bollard	Anchorage	Shape	Diameter Dimintions (cm)	Height Above Grade (in)	Fixture Style	Standard Concrete Color Mix	Concrete Coating
B	B = Baseplate E = Embedded	R = Round	08 = 8"	42 = 42" 36 = 36"	LC = Louver/Concrete Cap LA = Louver/Aluminum Cap	ie: 113	S = Sealer A = Acrylic I = Amershield

Luminaire Numbering: i.e. L20RAA10MHPA

Fixture Style	Shape	Cap Style	Input Voltage	Lamp Wattage	Lamp Type	Color
L20 = 8" Diameter Horizontal Louvers	R = Round	A = Aluminum C = Concrete	A = 120 V B = 208 V C = 240 V D = 277 V E = 480 V	05 = 50 W 10 = 100 W 15 = 150 W 17 = 175 W 27 = 27 W* 38 = 38 W*	MH = MH HP = HPS IN = INCAND CF = CFL** LE = LED	PA = Semi-Gloss Black PC = Statuary Bronze PM = Verdi Green

*The 27W and 38W lamps are LED Only. 38W LED increases height 2".

**CFL luminaires utilize quad lamp holders for 26W (CF26), 32W (CF32) or 42W (CF42) Compact Fluorescent lamps. Standard lamp holders are medium base style.



Recommended Field Setup

Specifications: Use Centrecon Specifications

Colors and finishes: See Centrecon Color Selection guide

Luminaire mounting: See technical-mounting options section for more information

Anti-graffiti and sealer: Optional coatings available for added protection

Options: House Side Shield, Eye Bolts, GFI Receptacle/Box

For further information contact us at: 1.800.552.6376



poleproducts@nov.com

nov.com/poleproducts

© 2017 National Oilwell Varco - All rights reserved - 12733_ENG_v01