
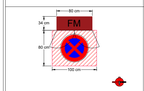

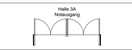
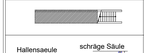


Messezentrum Nuernberg
Exhibition Centre Nuremberg
Halle 3A.0 / Hall 3A.0

NÜRNBERG MESSE

Symbol	Technische Ausstattung	Technical specifications
	FM = Feuermelder und Loescheinrichtung Hoehe Oberkante 2,20 m Sperrfläche freihalten! Feuerloescher	FM = Fire alarm and fire-fighting equipment Height to top edge 2,20 m Keep restricted area clear! Fire-extinguisher
	Versorgungsschacht fuer E = Elektro W/K = Druckluft, Wasser, Kanal (Abwasser), Telekom	Supply shaft for E = electricity W/K = compressed air, water, sewer (waste water) and telecoms
	Zufahrtstore der Halle Tor 1 B = 5,65 m / H = 5,10 m Tor 2 B = 5,65 m / H = 5,10 m Tor 3 B = 5,65 m / H = 5,10 m mit Notausgaenge	Access doors to the hall Door 1: W = 5.65 m / H = 5.10 m Door 2: W = 5.65 m / H = 5.10 m Door 3: W = 5.65 m / H = 5.10 m equipped with emergency doors
	Notausgang (nur im Ernstfall oeffnen)	Emergency door (Open only in case of an emergency)
	Ladehoftor, Rolltor B = 4,50 m / H = 4,70 m	Door to the loading bay, Roller shutter w = 4.50m / h = 4.70m
	Treppe UK +0,00 m bis 5,25 m	Stairs Lower edge +0.00 m to 5.25 m
	Hallensaeule Schräge Säule	Pillar Inclined column
	Abhaengepunkte Hallendecke	Suspension points of hall ceiling
Planstand 01 / 2024		

Messezentrum Nuernberg
Exhibition Centre Nuremberg
Halle 3A.0 / Hall 3A.0

NÜRNBERG MESSE

Symbol	Technische Ausstattung	Technical specifications
	Wasser, Kanal (Abwasser) Druckluft	water and sewer (waste water) compressed-air
	Elektroversorgung Datenversorgung	Power supply Data supply
	Unterkante Antenne von Boden: 12,23 m	Height of lower edge radio antenna to floor: 12,23m
	Lastenaufzug 2.500 kg LA: L = 2,70 m / B = 1,80 m / H = x,xx m x = max. 1,50 m	Goods lift 2,500kg LA1: L = 2,70m / W = 1.80m / H = x,xxm x = max. 1.50m
	Personenaufzug 1.000 kg PA: L = 1,60 m / B = 1,40 m / H = 2,10 m x = max. 1,00 m	Passenger lift 1,000kg PA: L = 1.60m / W = 1,40m / H = 2.10m x = max. 1.00m
	Hallenhoehe = 10,16 m bis 15,29 m (Unterkante technische Ausstattung) Hallenhoehe (Galerie) = 5,15 m **Maximale Standbauhöhe unter der Galerie = 4,20 m**	Hall height = 10.16m to 15.29m (Lower edge of technical equipment) Hall height (gallery) = 5.15m (Lower edge of the technical equipment up to the sprinkler) **Maximum stand height under the gallery = 4.20m**
	Verbindung zum Standanschluss ausschliesslich ueber den Hallenboden	Connections to stand hook-ups must be laid across the hall floor
	Hallenflaeche 8.497 m²	Hall floor space 8,497m²
	Bodenbelastung 5.000 kg/m² Eingeschränkte Bodenbelastung im Bereich der Anlieferungstore: 3.500 kg/m².	Floor weight loading 5,000kg/m² Limited floor loading in the area of the acess doors: 3.500 kg/m².
Planstand 01 / 2024		

Datum des Hallenplans:
Date of the hall plan: 22.09.2026



NürnbergMesse GmbH
Messezentrum - 90471 Nürnberg NÜRNBERG MESSE
Tel. (0) 911 . 86 06-0 - Fax (0) 911 . 86 06-82 28
info@nuernbergmesse.de - www.nuernbergmesse.de

HALLE 3A

FACHPACK 2027

430 Ausstellungsfläche		430 Grundriss	
bearbeitet am:	A. Friedrich	bearbeitet am:	A. Friedrich
bearbeitet am:	13.12.2024	bearbeitet am:	13.12.2024
Massstab:	1:200	erstellt von:	
Bezugspunkt:	1157.46809917, 818.69834711	Einheit:	mm
Plan-layout:	Halle 3A+Legende	Printdatum:	
Dateiname:	H03A_E0_14.12.24.DWG		