

Datum des Hallenplans:
date of the hall plan: 10.11.2026

Messezentrum Nuernberg
Exhibition Centre Nuremberg
Halle 7 / Hall 7

NÜRNBERG MESSE

Symbol	Technische Ausstattung	Technical specifications
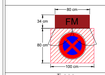	FM = Feuermelder und Loescheinrichtung Hoehe Oberkante 2,20 m Sperrfläche freihalten!	FM = Fire alarm and fire-fighting equipment Height top to edge 2.20 m Keep restricted area clear!
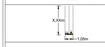	Versorgungsschacht fuer E = Elektro W/K = Druckluft, Wasser, Kanal (Abwasser), Telekom	Supply shaft for E = electricity W/K = compressed air, water, sewer (waste water) and telecoms
	Hallenecksaeule bis 2,50 m Hoehe umbaut Mass "X1" = 0,64 m Mass "X2" = min. 0,15 m / max. 0,23 m Mass "Y" = min. 0,39 m / max. 0,40 m	Hall corner pillar covered to height of 2.50 m Dimension "X1" = 0.64 m Dimension "X2" = min. 0.15 m / max. 0.23 m Dimension "Y" = min. 0.39 m / max. 0.40 m
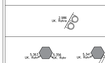	Heizungsrohre Begrenzte Standbauhoehe 2,99 m T = 0,37 m	Supply shaft for heating Restricted stand height 2.99 m D = 0.37 m
	Regenwasserrohre Begrenzte Standbauhoehe 5,28 m - 5,36 m	Rainwater pipes Restricted stand height 5.28 m - 5.36 m
	Zufahrtstore der Halle Tor 1 B= 4,50 m / H= 4,80 m Tor 2 B= 4,00 m / H= 4,90 m Tor 3 B= 4,00 m / H= 4,90 m Tor 4 B= 4,00 m / H= 4,90 m Tor 5 B= 4,00 m / H= 4,90 m Tor 6 B= 4,50 m / H= 4,80 m Schiebetor 1 B= 4,75 m / H= 3,48 m Schiebetor 2 B= 4,74 m / H= 3,39 m Schiebetor Service7 / Halle7 B= 5,75 m / H= 3,37 m	Access doors to the hall door 1 W= 4.50 m / H= 4.80 m door 2 W= 4.00 m / H= 4.90 m door 3 W= 4.00 m / H= 4.90 m door 4 W= 4.00 m / H= 4.90 m door 5 W= 4.00 m / H= 4.90 m door 6 W= 4.50 m / H= 4.80 m sliding door 1 W= 4.75m / H= 3.48m sliding door 2 W= 4.74m / H= 3.39m sliding door service7 / hall7 W= 5.75m / H=3.37m
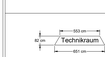	Technikraum Begrenzte Standbauhoehe 3,57 m Tiefe = 0,82 m	Engineering shaft Restricted stand height 3.57 m Depth = 0.82 m
	Hallenschild an Außenwand Begrenzte Standbauhoehe! Hoehe Unterkante mindestens 4,30 m Hallenschildhoehe = 1,50 m (B) = 240 cm, 300 cm	Hall sign on outer wall Restricted stand height! Height to lower edge at least 4.30 m Hall sign height = 1.50 m (W) = 240 cm, 300 cm
	Saeulen	Pillars
	Hallenecksaeule bis 2,50 m Hoehe umbaut Mass "X" = min. 0,34 m / max. 0,43 m Mass "Y" = min. 0,46 m / max. 0,46 m	Hall corner pillar covered to a height of 2.50m Dimension "X" = min. 0.34m / max. 0.43m Dimension "Y" = min. 0,46m / max. 0.46m
Planstand 05 / 2024		

Messezentrum Nuernberg
Exhibition Centre Nuremberg
Halle 7 / Hall 7

NÜRNBERG MESSE

Symbol	Technische Ausstattung	Technical specifications
	Hallenecksaeule bis 2,50 m Hoehe umbaut Mass "X" = min. 0,85 m / max. 1,13 m Mass "Y" = min. 0,30 m / max. 0,52 m	Hall corner pillar covered to a height of 2.50 m Dimension "X" = min. 0.85 m / max. 1.13 m Dimension "Y" = min. 0.30 m / max. 0.52 m
	Hallenaußenwandsaeule bis 2,50 m Hoehe umbaut Mass "X" = min. 1,24 m / max. 1,57 m Mass "Y" = min. 0,24 m / max. 0,75 m	Hall outer wall pillar covered to a height of 2.50 m Dimension "X" = min. 1.24 m / max. 1.57 m Dimension "Y" = min. 0.24 m / max. 0.75 m
	Hallenaußenwandsaeule bis 2,50 m Hoehe umbaut Mass "X" = min. 0,92 m / max. 1,77 m Mass "Y" = min. 0,33 m / max. 0,51 m	Hall outer wall pillar covered to a height of 2.50 m Dimension "X" = min. 0.92 m / max. 1.77 m Dimension "Y" = min. 0.33 m / max. 0.51 m
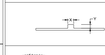	Hallenaußenwandsaeule bis 2,50 m Hoehe umbaut Mass "X" = min. 0,33 m / max. 0,49 m Mass "Y" = min. 0,33 m / max. 0,35 m	Hall outer wall pillar covered to a height of 2.50 m Dimension "X" = min. 0.33 m / max. 0.49 m Dimension "Y" = min. 0.33 m / max. 0.35 m
	Versorgungsschacht fuer Wasser, Kanal (Abwasser)	Supply shaft for water and sewer (waste water)
	Versorgungsschacht fuer Elektro,Telekom, Druckluft, Versorgungsschacht mit Leerrohr	Supply shaft for electricity, telecoms, compressed air Supply with an empty conduit
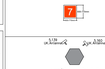	Aufdruck der Hallennummer Unterkante 5,00 m Oberkante 6,00 m **Aenderungen vorbehalten	Painted hall sign Height of lower edge 5.00 m Height of top edge 6.00 m ** subject to change
	Unterkante Antenne von Boden: min. 5,14 m Unterkante Unterzug von Boden: 5,98 m	Height of lower edge antenna: min. 5.14 m Height of lower edge transom: 5.98 m
	Hallenhoehe = 5,80 m (Unterkante Beleuchtung)	Hall height = 5,80m (Lower edge of lights)
	Verbindungen zum Standanschluss ausschliesslich ueber den Hallenboden	Connections to stand hook-ups must be laid across the hall floor
	Hallenflaeche 16.410 m²	Hall floor space 16,410 m²
	Bodenbelastung 5.000 kg/m²	Floor weight loading 5,000 kg/m²
Planstand 05 / 2024		



NürnbergMesse GmbH
Messezentrum - 90471 Nürnberg NÜRNBERG MESSE
Tel. (0) 911 . 86 06-0 - Fax (0) 911 . 86 06-82 28
info@nuernbergmesse.de - www.nuernbergmesse.de

HALLE 07

FACHPACK 2027

4D-Ausstellungsbau		4D-Systems	
bearbeitet von:	A. Friedrich	bearbeitet von:	A. Friedrich
bearbeitet am:	06.12.2024	bearbeitet am:	06.12.2024
Maßstab:	1:250	visiert von:	
Bettformat:	1189, 841 mm	visiert am:	
Planlayout:	Halle 07+Legende	Notizen:	
Dateiname:	H07_E0_06.12.2024.DWG		