

SUCCESS NUMBERS PERIMETER PROTECTION 2025

	Total	Germany	International
<div></div> <div>Exhibitors</div>	219	93	126
<div></div> <div>Visitors</div>	5,066	3,328	1,738
<div></div> <div>Exhibition Space (net)</div>	8,138 m ²	4,389 m ²	3,749 m ²

Structural data FKM-certified

ORIGIN OF VISITORS



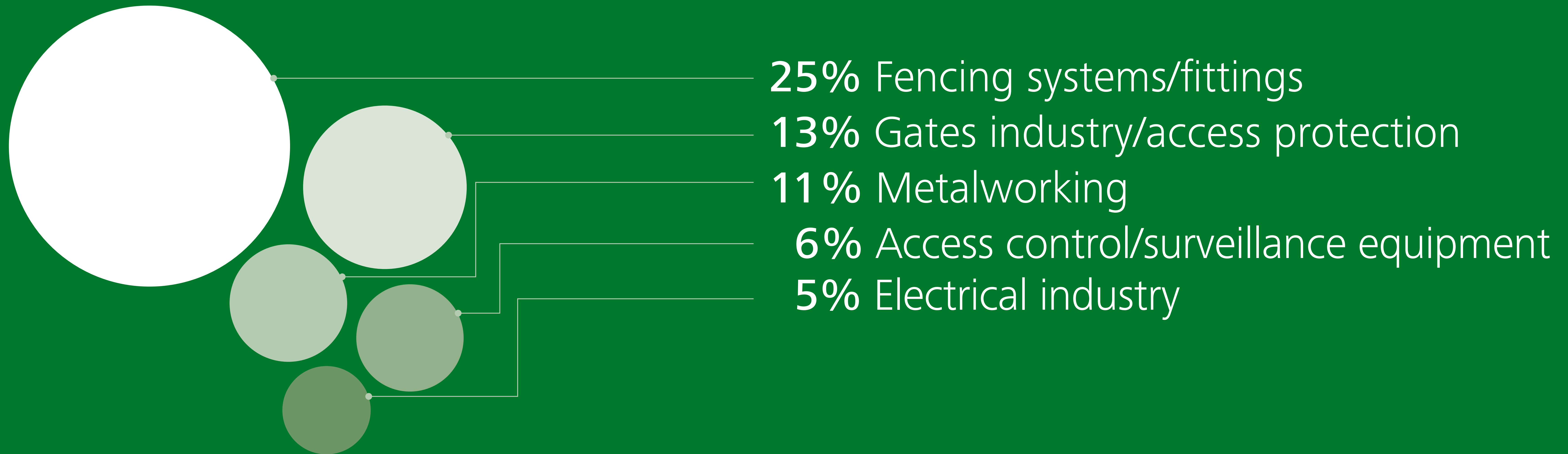
Numbers of countries total: **57**

Top 10 International

- 1 The Netherlands
- 2 Poland
- 3 Belgium
- 4 Austria
- 5 Switzerland
- 6 Great Britain/Northern Ireland
- 7 France
- 8 Italy
- 9 Denmark
- 10 Czech Republic

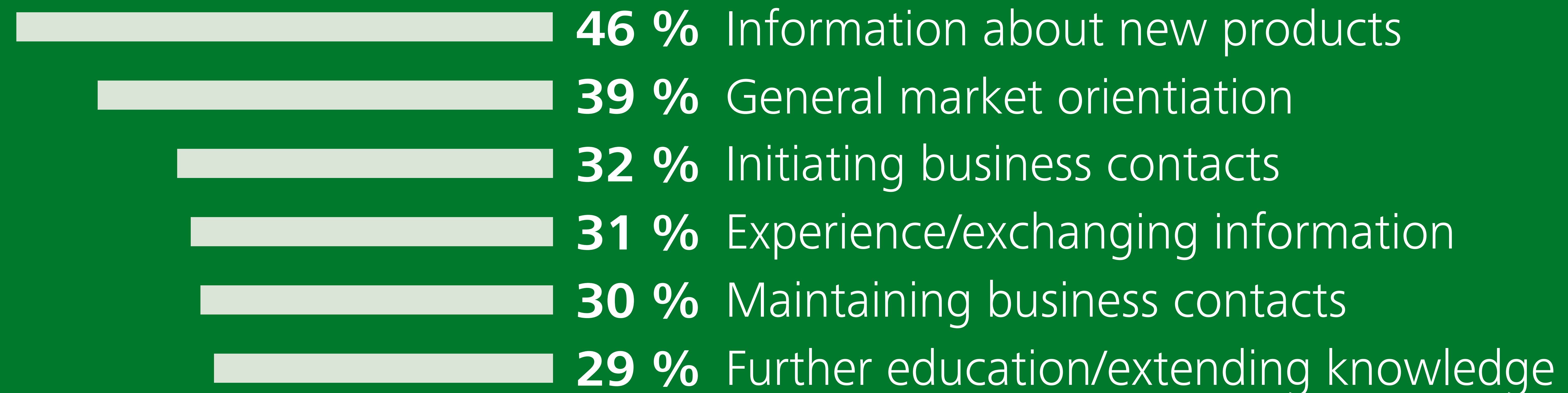
Source: Visitor registration,
FKM-certified

TOP 5 VISITOR SEGMENTS



Multiple response/extract
Source: Visitor registration, FKM-certified

REASONS FOR VISITING PERIMETER PROTECTION




Source: Visitor survey according to FKM guidelines

TOP MARKS FROM VISITORS



97 %

are satisfied with the
Perimeter Protection 2025
offer



97 %

had a high benefit from the
trade fair visit

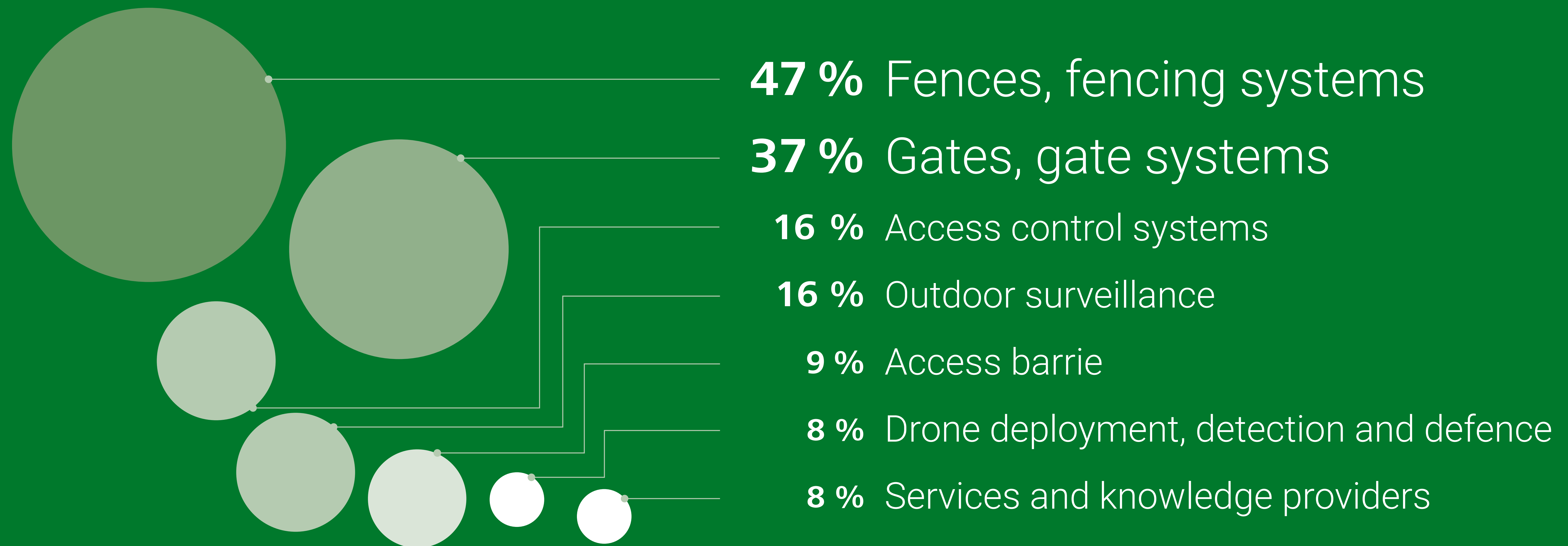


95 %

would visit
Perimeter Protection
again


Source: Visitor survey according to FKM guidelines

EXHIBITOR PRODUCT CATEGORY



Source: Exhibitor survey according to FKM guidelines

TOP MARKS FROM THE EXHIBITORS



99 %

reached their
most important target
groups during
Perimeter Protection 2025



95 %

had a high overall success
with the participation of
their company



98 %

established
new business
relations

Source: Exhibitor survey according to FKM guidelines



February 2025, NürnbergMesse GmbH
Deviations from 100% possible due
to rounding up.

The structural data have been certified by FKM, the Society for Voluntary Control of Fair and Exhibition Statistics, Berlin. Further information is available at www.fkm.de.

The representative surveys were carried out by a neutral market research institute in accordance with the FKM guidelines.

Other detailed results of the survey can be obtained from NürnbergMesse, Business Analytics & Strategy, T +49 9 11 86 06-0, F +49 9 11 86 06-82 28, info@nuernbergmesse.de.