

MISSION IMPOSSIBLE? SUSTAINABLE CYBERSECURITY

Rik Ferguson
Vice President Security Intelligence
ForeScout

@rik_ferguson



The Expanding Attack Surface



Attackers Don't See Your Silos

IoT

- 136% increase in number of vulnerable devices 2023/4
- 33% of devices analysed (a total of almost 19 million had vulnerabilities).



Operational technology

- 2,010 ICS/OT advisories in 2023.
- 27% of advisories had no patch, of those 18% had no mitigation.
- Rarely managed by integrated security teams.
- Limited visibility of assets.

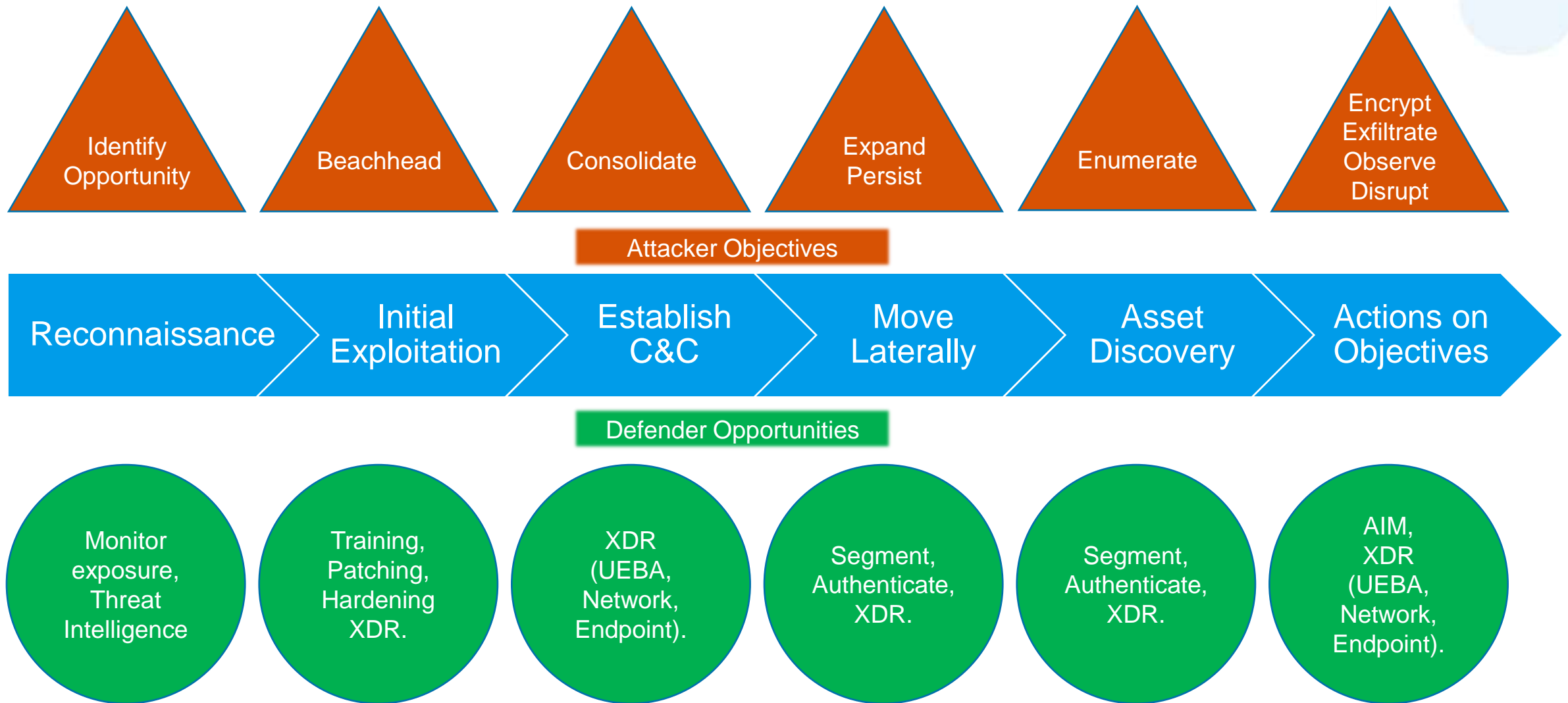


Healthcare

- 63% of CISA KEV tracked vulnerabilities present on healthcare networks
- 23% of medical devices have at least one KEV




Anatomy of an attack

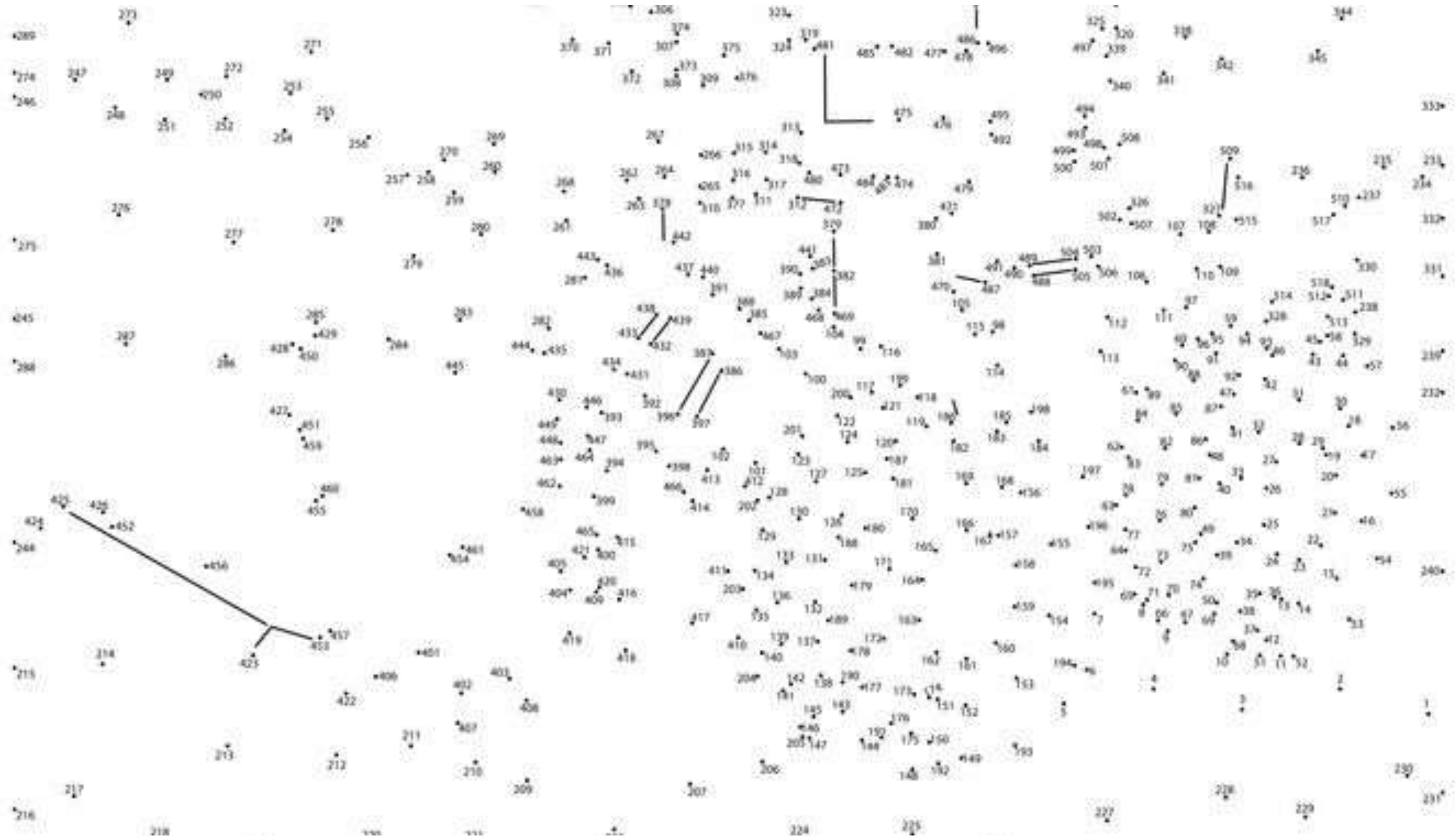


Moving Beyond Visibility



There's always more than one dot







The Function of Algorithms

VICTORIA SANDWICH

FAMILY CAKES CARD 2



VICTORIA SANDWICH

FAMILY CAKES CARD 2

Cooking time: 20 mins.
Preparation time: 15 mins.
Main cooking utensils: two 6-in. sponge sandwich tins
Oven temperature:*
moderate 375°F. — Gas Mark 4-5
Oven position: about 2 rungs from top of oven

For 6 portions you need:
4 oz. margarine or butter
4 oz. castor sugar
2 large eggs
4 oz. self-raising flour (or plain flour and 1 level teaspoon baking powder)

Filling:
3 tablespoons jam

Decoration:
castor or sieved icing sugar

*When baking always check oven temperatures with that recommended in your cooker instruction card or book.

- 1 Cream the butter and sugar until soft and light.
- 2 Whisk eggs, beat gradually into the butter mixture, if the mixture shows signs of curdling add a little sieved flour.
- 3 Fold in sieved flour with a metal spoon, taking care not to overhandle.
- 4 Put into greased and floured or lined tins.
- 5 Bake for time and temperature given.
- 6 Test cakes before removing from oven — press gently with finger, if no impression remains cake is cooked.
- 7 Cool on a wire cooling tray, sandwich with jam, top with sugar.

TO SERVE: Cut into slices.

TO VARY: If eggs are small use a tablespoon water.

For coffee sponge use 2 small eggs mixed with tablespoon coffee essence.

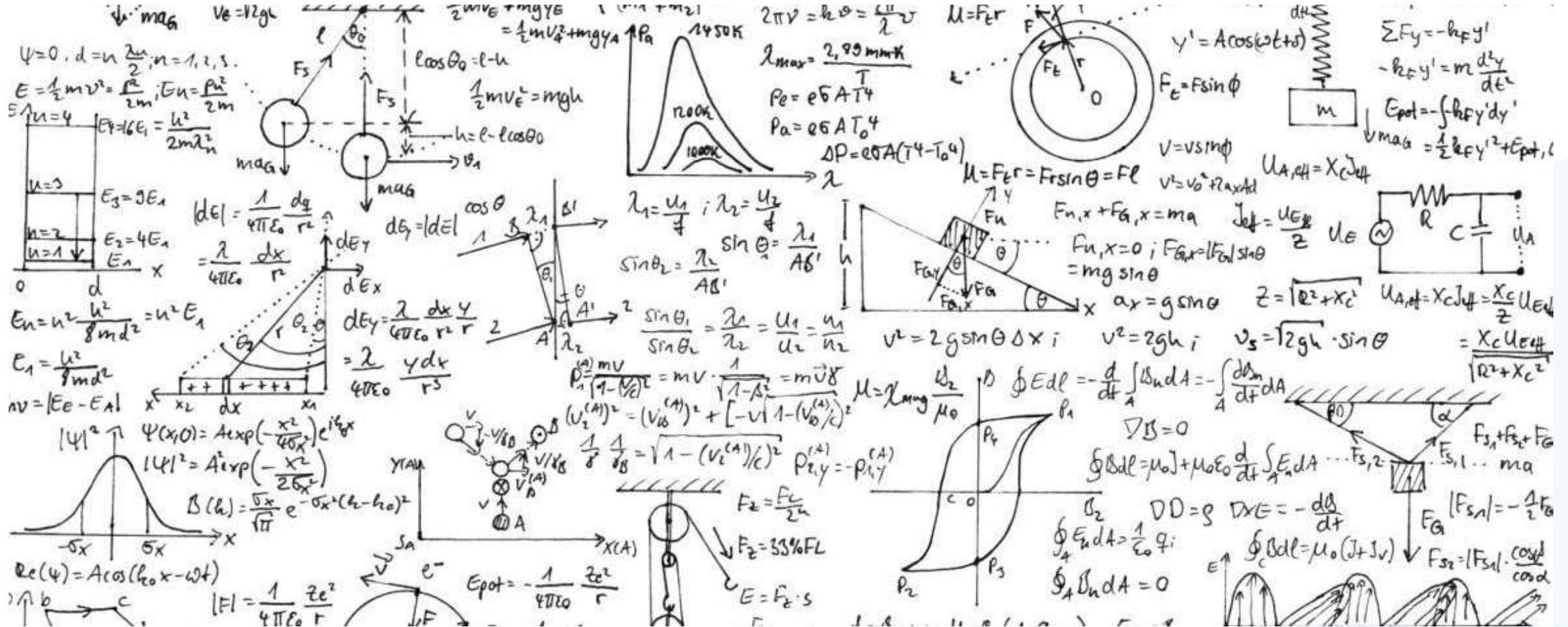
For chocolate sponge use 3½ oz. flour and ½ oz. cocoa or use recipe card 10.

TO STORE: In airtight tin, this cake keeps well for several days.

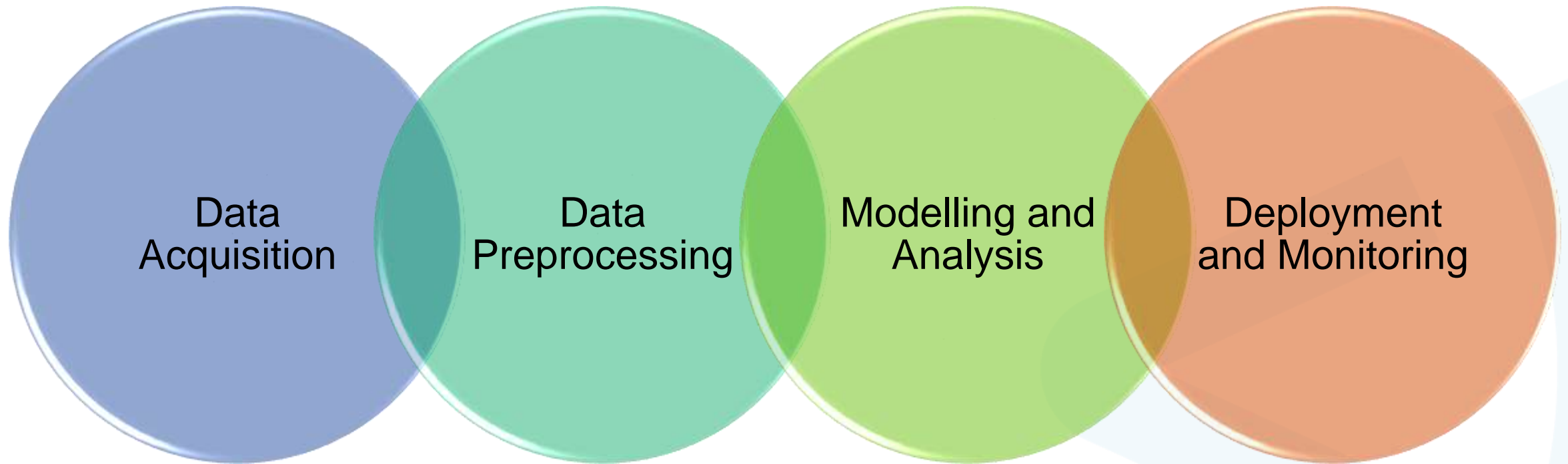
2.1072.17.C. 600769011

© Copyright Paul Hamlyn Ltd 1967

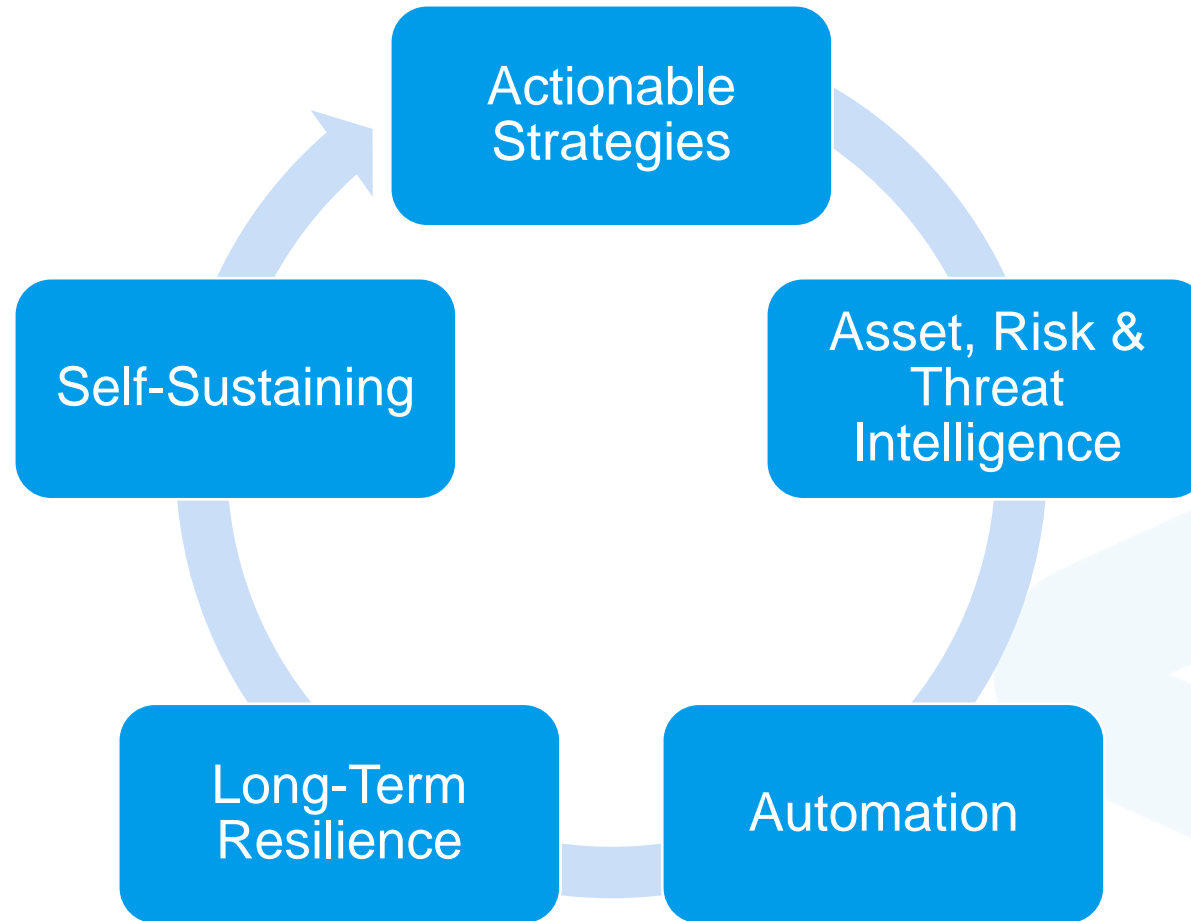
Algorithms for Threat Detection and Response




Refining Data into Actionable Intelligence



What Is Sustainable Cybersecurity?



From Detection to Action: How Automation Enhances Security



Seamless Integration for Holistic Cybersecurity



Microsoft



CISCO

vmware®

servicenow®



paloalto®
NETWORKS

Trellix

CROWDSTRIKE



BROADCOM®

& MANY MORE

Building a Self-Sustaining Cybersecurity Framework



Making the Impossible Possible

The Forescout Advantage

The only automated cybersecurity company that continuously identifies, protects and ensures the compliance of all managed and unmanaged assets – IT, IoT, IoMT and OT – so you can more effectively manage cyber risk and mitigate threats.



Vendor & Device Agnostic



Real-Time & Continuous



Managed & Unmanaged Cyber Assets



Flexible Deployment



Converged Platform



Proven at Scale

