




Design 60%, Capacity Estimates – Summary Tab (Markups)

In the Summary Tab for markups, when submitting a Design 60%, CAP Estimate to the SCA, the following format/structure should be followed:

1. Direct Costs for 60%:

- a. General Conditions – 10% (No Compound, check mark off **(unchecked)**).
- b. Design Contingency – 5% (Compound, check mark on (checked)).
- c. Overhead & Profit – 21% (Compound, check mark on (checked)).
- d. Escalation (to the Midpoint) - 4% (Compound, check mark on (checked)). **[Default set to 4%, update if applicable]**

Documents Estimate Takeoff Sort Types Tasks Summary										
Description	Percentage	Amount	Markup Type	Cost Types	Levels	Source	Filter	Total	Compound	
Read Only										
Sub-Total (Base Cost)										
1	Material									
2	Labor									
3	SubContractor									
4	Equipment									
5	Other									
Sub-Total (Direct Cost)										
1	General Conditions	10.0000		Markup ▾	All selected ▾	Sub-Total (Direct Cost) ▾	Select ▾		<input type="checkbox"/>	
2	Design Contingency	5.0000		Markup ▾	All selected ▾	Sub-Total (Direct Cost) ▾	Select ▾		<input checked="" type="checkbox"/> 	
3	Overhead & Profit	21.0000		Markup ▾	All selected ▾	Sub-Total (Direct Cost) ▾	Select ▾		<input checked="" type="checkbox"/> 	
4	Escalation (to the Midpoint)	4.0000		Markup ▾	All selected ▾	Sub-Total (Direct Cost) ▾	Select ▾		<input checked="" type="checkbox"/> 	
Sub-Total (Indirect Cost)										
Total Estimate										

NOTE: Any deviation from these defaults need to be discussed with **A&E In-House, A&E DCMS & A&E TSS Group** for approval before submitting Design Estimate. Failure will result in the Design Estimate being resubmitted for revisions.