


### Accepting FRE Estimate Amount

1. Click on the **Estimate Center**  icon.

- 1.1. Type in the Project Name in the Search field  located in the upper-right hand corner of screen to find the Estimate.

**Note:** Search can be used with the Project Number, LLW, NOD Number, Estimate Description, Contract Number, etc.


- 1.2 From the Estimate Center, locate the Estimate and click anywhere inside the Estimate Tile.

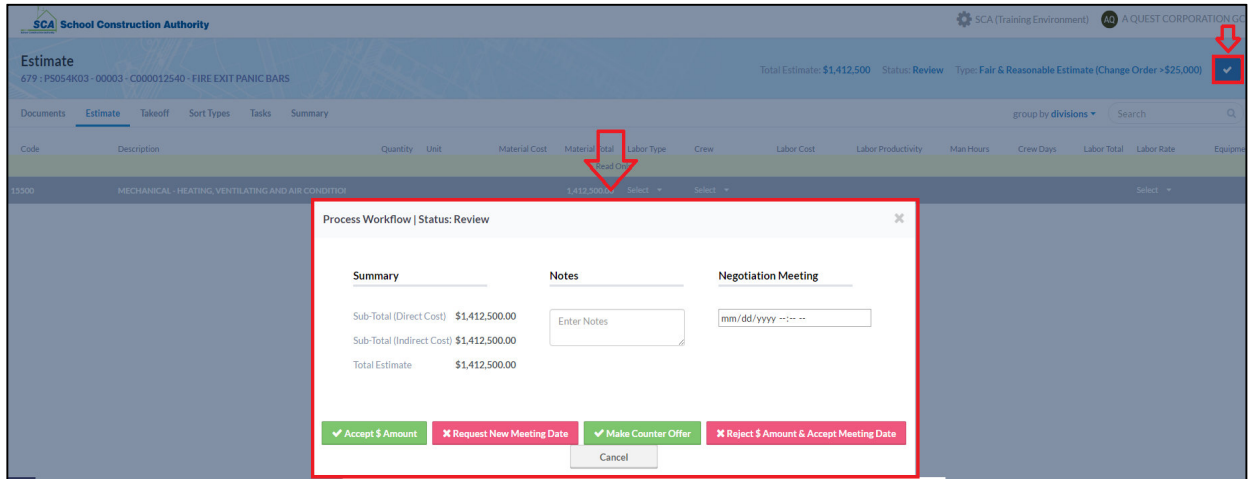


**Note:** The General Contractor will receive an email notification that will contain the FRE Cost Summary and proposed Negotiation Meeting Date. If the General Contractor agrees on the dollar amount of the FRE Estimate, he will then click on **Accept \$ Amount** within the FRE Estimate.

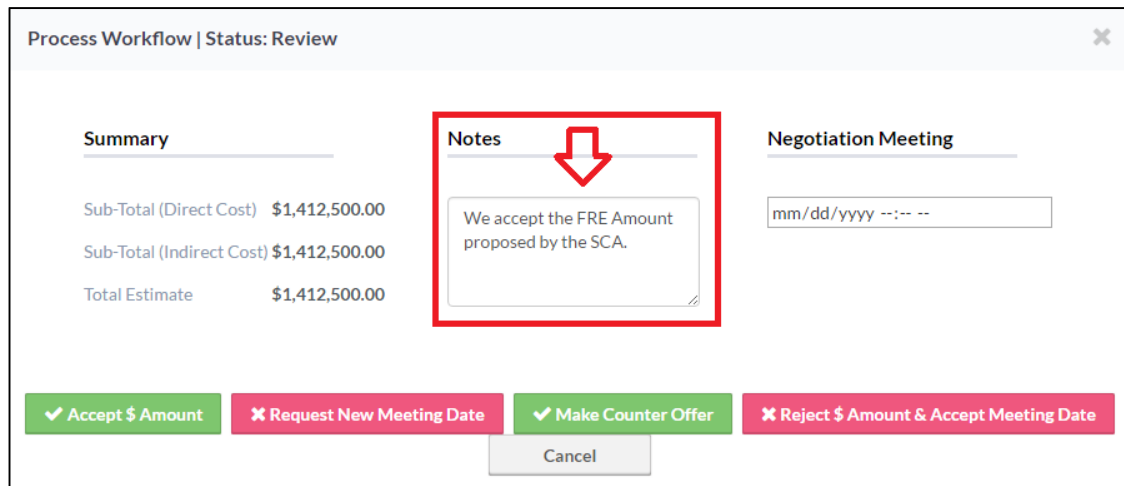


# Cost Estimating System: How to accept FRE Estimate Amount [for General Contractor]

1.3 Click on the Process Button  and a pop-up screen will appear.



1.4 The **General Contractor** will enter any Notes regarding the FRE Estimate in the **Notes** Field.






## Cost Estimating System: How to accept FRE Estimate Amount [for General Contractor]

- 1.5 Once ready, the **General Contractor** will click on the **Accept \$ Amount** button.

Process Workflow | Status: Review

| Summary   | Notes   | Negotiation Meeting |
|---|---|---------------------|
| Sub-Total (Direct Cost) \$1,412,500.00<br>Sub-Total (Indirect Cost) \$1,412,500.00<br>Total Estimate \$1,412,500.00 | We accept the FRE Amount proposed by the SCA. | mm/dd/yyyy --:-- -- |



**Note:** The General Contractor has three (3) Business Days to respond to the FRE Estimate amount & proposed negotiation date. After 3 days, the No Response Timer will change the Action back to the COU Meeting Scheduler who can then send a second notification with the FRE Estimate Amount & a new proposed date to the General Contractor.