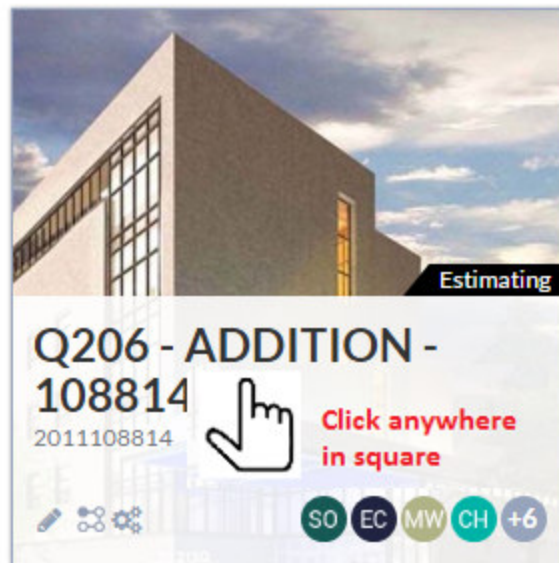


Cost Estimating System: How to create Schemes for an Capacity Estimate

Creating Schemes from Pre-Schematic Estimate

- 1.1 From the Estimate Center, locate the Estimate and click anywhere inside the Estimate Tile.




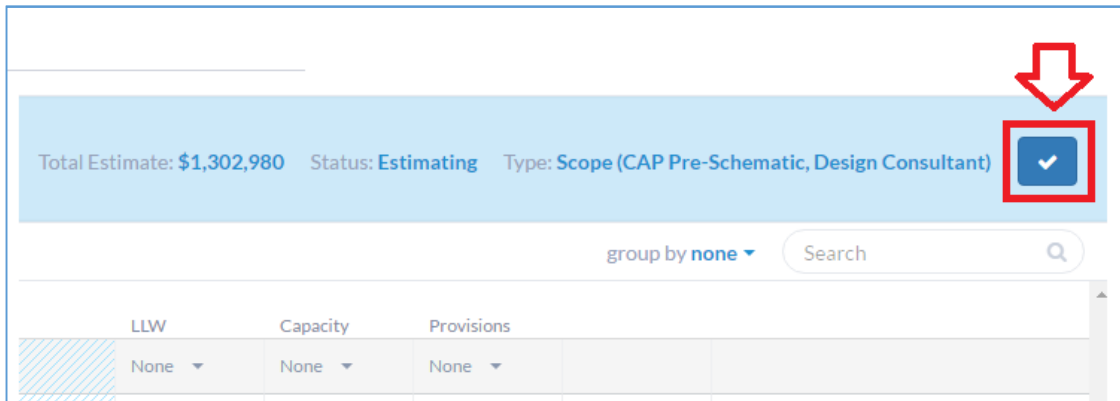
- 1.2 Click on the **Estimate** tab and review the line items.

Estimate								Total Estimate: \$1,302,980	
2 : Q206 - ADDITION - 108814									
Documents <u>Estimate</u> Takeoff Sort Types Tasks Summary									
Code	Description	Quantity	Unit	Unit Cost	Total	Assigned	LLW		
	Add New Item		Select ▾			None	None ▾		
15500.15836.00110	AE - 12000 BTUH Steam Unit Heater	100.00	EA ▾	1,560.00	156,000.00	Ensign Engineering Consultant	108814 A...		
15500.15836.00160	AE - 12000 BTUH Team Cabinet Heater	30.00	EA ▾	1,288.00	38,640.00	Ensign Engineering Consultant	108814 A...		
15500.15836.00010	AE - 7.5 KW Electric Unit Heater	150.00	EA ▾	726.00	108,900.00	Ensign Engineering Consultant	108814 A...		

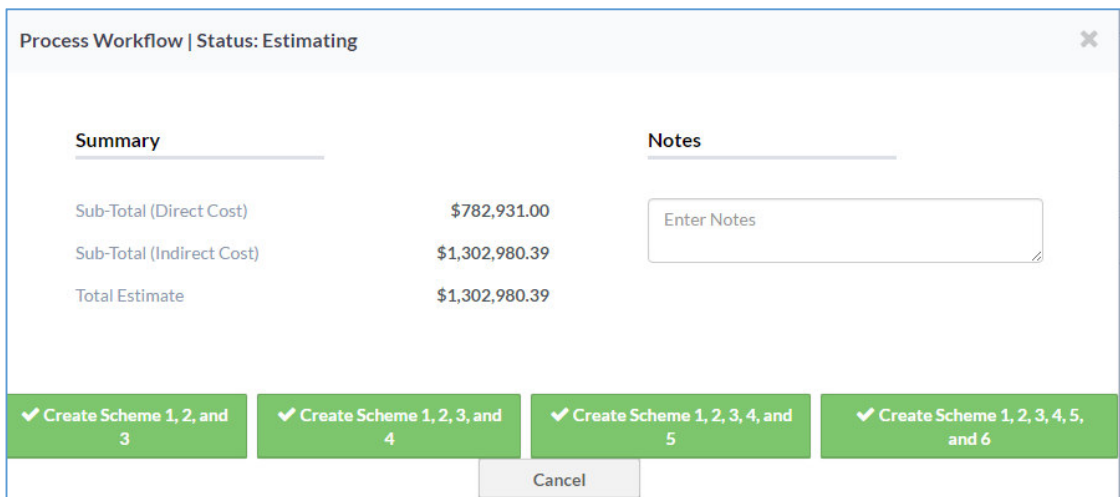
- 1.3 If all the line items have been finalized with your Sub-Consultant, then you are ready to create the Scheme Estimates.

Cost Estimating System: How to create Schemes for an Capacity Estimate

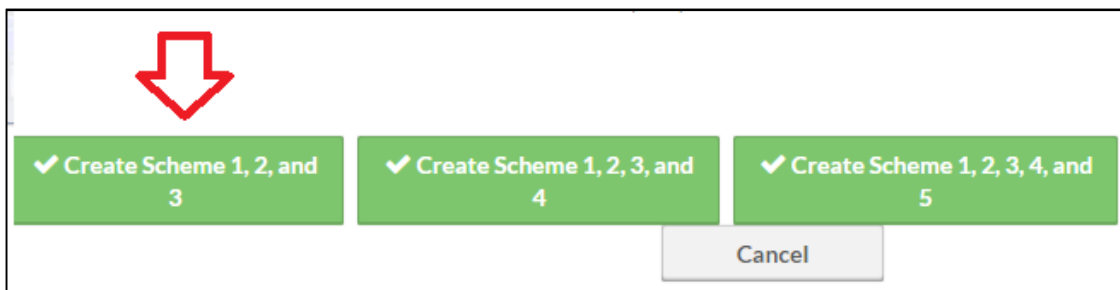
1.4 Click on the **Checkbox** (Process Button)  located in upper right-hand corner



1.5 A Popup screen will appear.



1.6 Click on the button with the number of Schemes that you want to create.



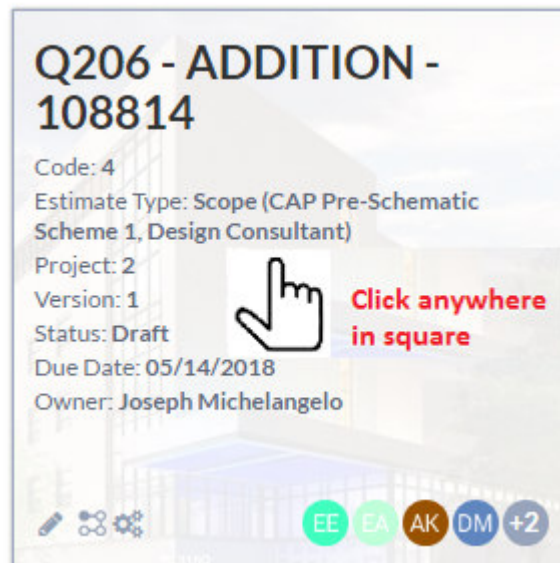
Cost Estimating System: How to create Schemes for an Capacity Estimate

1.7 The Scheme Estimates (1, 2, 3, etc.) will appear in the Estimate Center.

NOTE: The Schemes are an exact copy of the Pre-Schematic Estimate



1.8 Click on any of the Scheme Tiles.

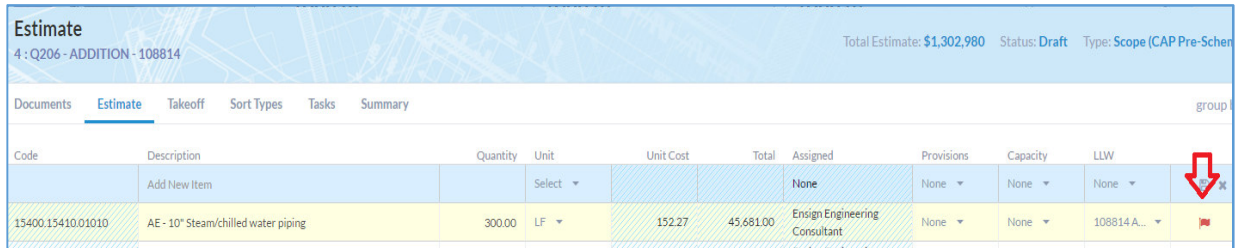


1.9 Click on the **Estimate** tab.


Estimate							Total Estimate: \$1,302,980	
2: Q206 - ADDITION - 108814								
Documents <u>Estimate</u> Takeoff Sort Types Tasks Summary								
Code	Description	Quantity	Unit	Unit Cost	Total	Assigned	LLW	
	Add New Item		Select			None	None	
15500.15836.00110	AE - 12000 BTUH Steam Unit Heater	100.00	EA	1,560.00	156,000.00	Ensign Engineering Consultant	108814 A...	
15500.15836.00160	AE - 12000 BTUH Team Cabinet Heater	30.00	EA	1,288.00	38,640.00	Ensign Engineering Consultant	108814 A...	
15500.15836.00010	AE - 7.5 KW Electric Unit Heater	150.00	EA	726.00	108,900.00	Ensign Engineering Consultant	108814 A...	

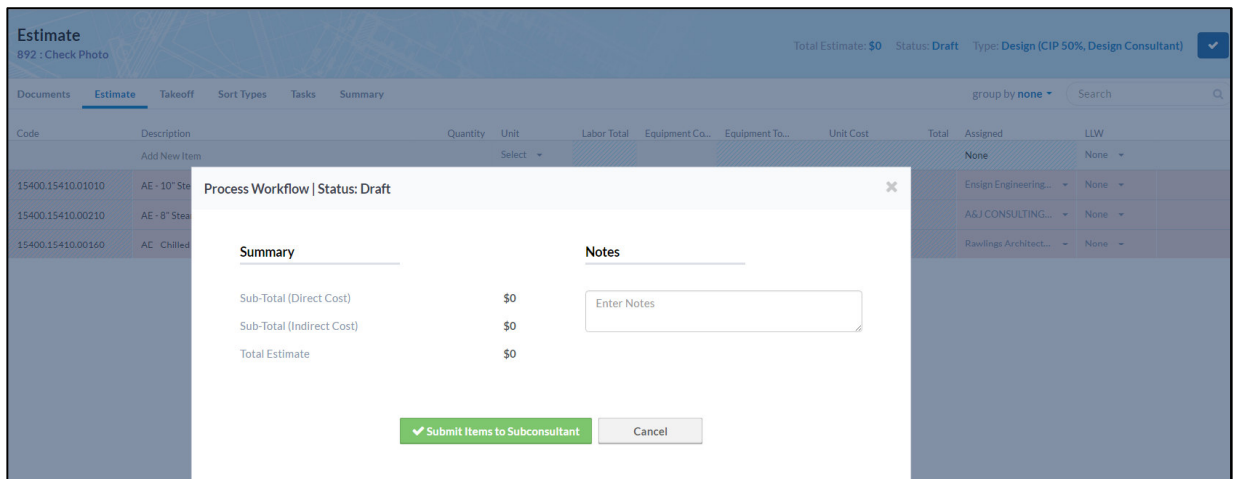
Cost Estimating System: How to create Schemes for an Capacity Estimate

1.10 Click on the **Flag**  icon to highlighted the line item for the Sub-consultant.



Code	Description	Quantity	Unit	Unit Cost	Total	Assigned	Provisions	Capacity	LLW
	Add New Item		Select			None	None	None	None
15400.15410.01010	AE - 10" Steam/chilled water piping	300.00	LF	152.27	45,681.00	Ensign Engineering Consultant	None	None	108814 A...

1.11 Once finished, click on the **Checkbox** (Process Button)  and select **Submit Items to Sub Consultant** button.



Process Workflow | Status: Draft

Summary	Notes
Sub-Total (Direct Cost)	Enter Notes
Sub-Total (Indirect Cost)	
Total Estimate	

1.12 Repeat Steps 1.8 thru 1.11 to submit the additional Schemes.