



Employee Stock Purchase Plan (ESPP)

INSTRUCTIONS FOR ENROLLMENT PERIOD

1

Check your email.

On the first day of the enrollment period, you'll receive an email from

E-tradeAlerts-DoNotReply@etrade.com.

- The subject will be **"ESPP Enrollment Period Currently Open."**
- **You can also enroll on E-Trade's website.**

2

If you're a new hire or started participating in the ESPP for the first time in 2024, you won't have an E-Trade account.

- Use the **"Don't have a sign in? Start here."** option on the left side of etrade.com/enroll.
- Enter the following information to sign in:
Ticker: OKE
Last Name:
ID Type: Employee ID (OKE number: OKE#####)
or Social Security number

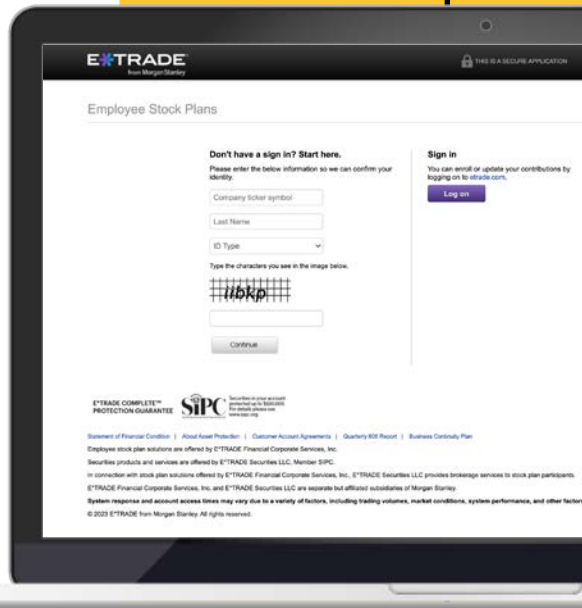
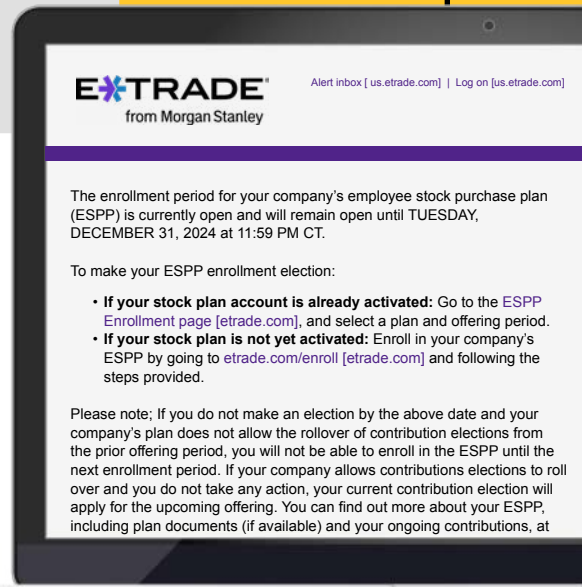
Go to step 3.

If you already activated your E-Trade account:

Click the link in the first bullet. Log in using the credentials you established.

- If you need help logging in or need to activate your account, please contact E-Trade at **800-838-0908.**

Effective Dec. 2024



Employee Stock Purchase Plan (ESPP)

INSTRUCTIONS FOR ENROLLMENT PERIOD

3

Enter your contribution amount.

Use a whole percentage between 1%–10%.

4

Review your election.

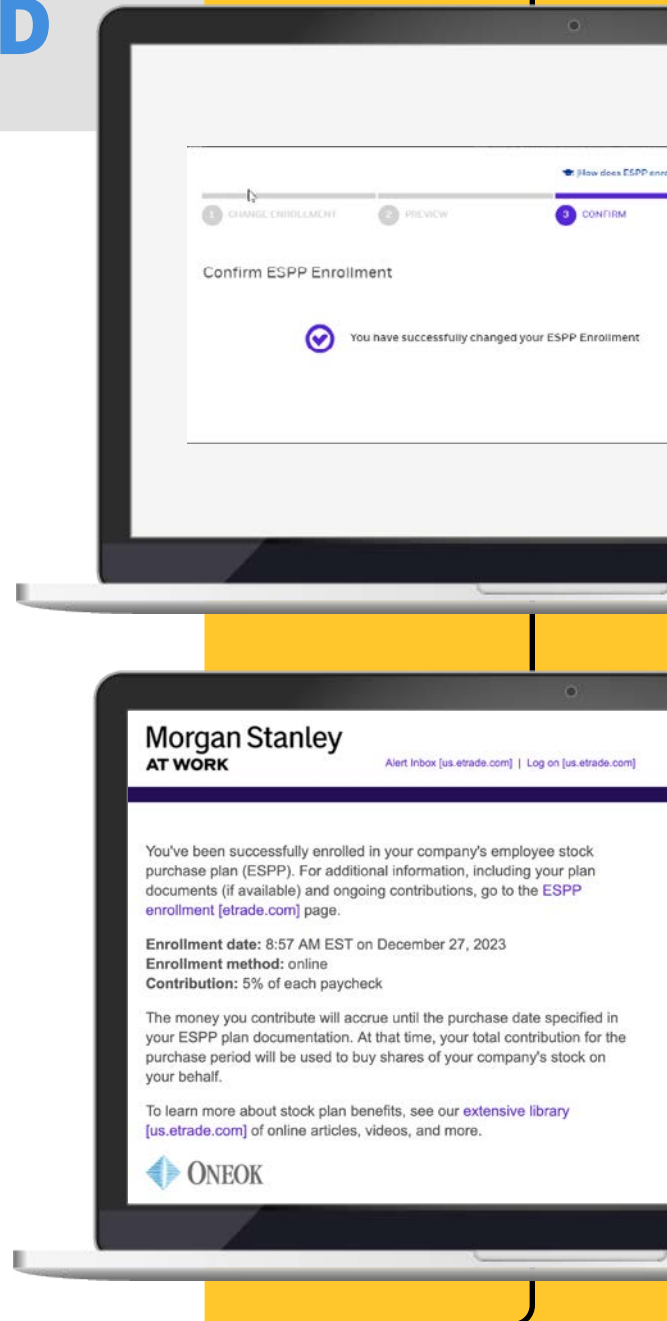
If there is no email address on file, click **“Send my confirmation to a different email address”** to add your email address.

Once you add your email address, click **“Update”** then **“Continue.”**

5

Congratulations!

Your enrollment is now complete.



Access your E-Trade account at etrade.com/enroll or **800-838-0908**.

Contact HR Solutions with questions at HRolutions@oneok.com or **855-ONEOKHR** (855-663-6547); in Tulsa, call **918-588-7222**.

Effective Dec. 2024