

NEW GREEN LINE MEDFORD BRANCH

The new Medford Branch is now open! The new 3.7-mile extension adds 5 new stations to the Green Line and launches additional subway service to Somerville and Medford from downtown Boston.



50,000 additional daily passengers




Connections between 3 Tufts campuses, Longwood Medical Area, Northeastern, and 5 additional colleges



Key audiences include college students & employees, healthcare workers, and suburban commuters



SOURCE: MBTA, Tufts Now 2022, Somerville Times 2022



SOMERVILLE TIMES, 2022








GREEN LINE EXTERIOR AD DISPLAYS

OUTFRONT

GREEN LINE EXTENSION MAP

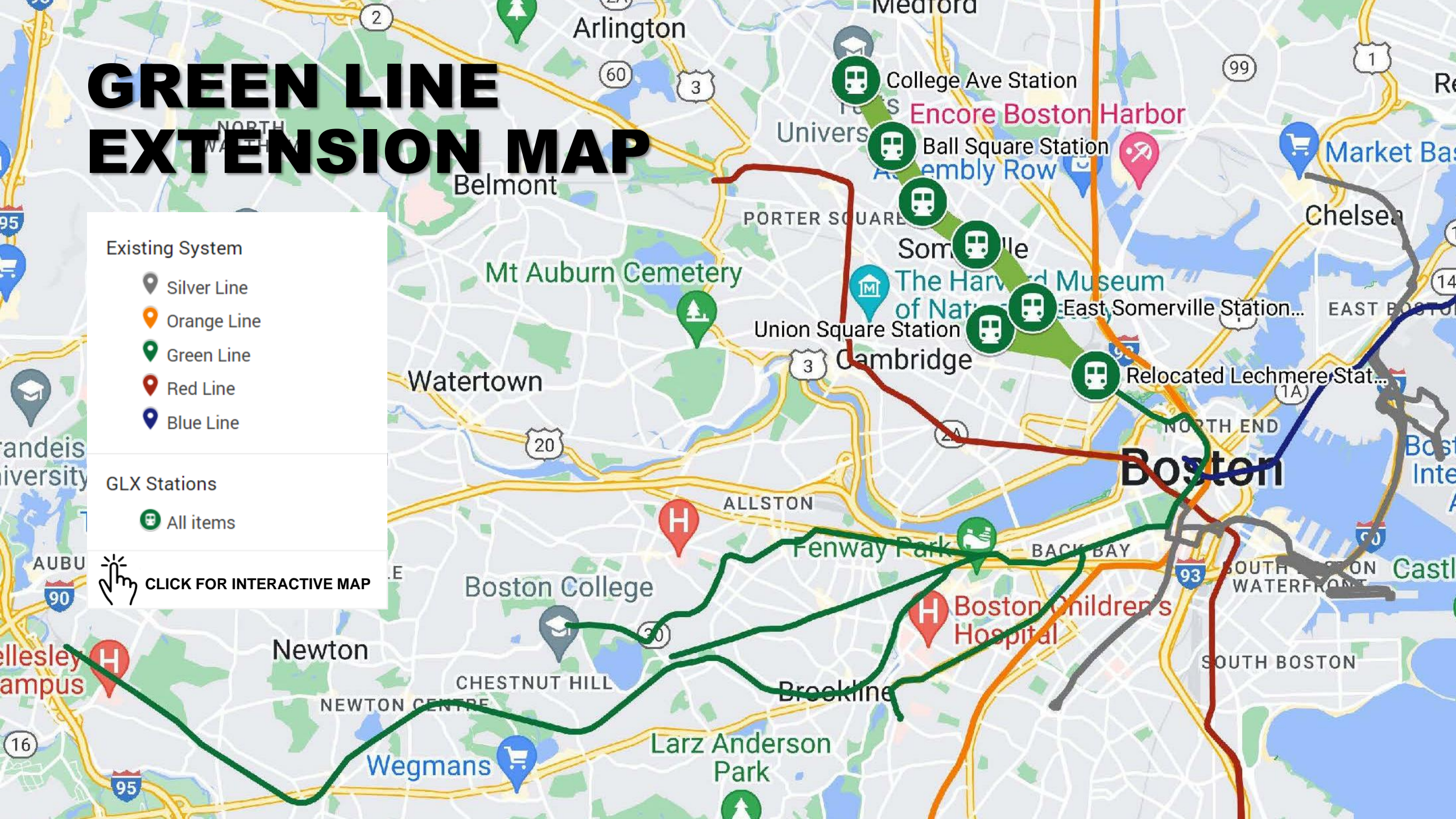
Existing System

-  Silver Line
-  Orange Line
-  Green Line
-  Red Line
-  Blue Line

GLX Stations

-  All items

 [CLICK FOR INTERACTIVE MAP](#)



GREEN LINE MEDFORD BRANCH

PREMIUM BRAND EXPOSURE

MEDIA OPPORTUNITIES



EXTERIOR WRAP



WILD TROLLEYS



ULTRA SUPER KINGS



INTERIOR CARDS