

# OUTFRONT/

## WE GET YOU **FLINT**

Media Across The Market





# WE ARE OUTFRONT/

At OUTFRONT, we understand that to brands, audiences are everything. Our media impact people where and when it matters most: in the real world. Smart brands leverage out of home's power of TLC by combining technology, location, and creativity to drive meaningful connections with their target audiences.

We continue to add intelligence to OOH, making our media more accurate, agile, and accountable. Our insights suite and attribution solutions were designed to reach your desired audience and measure your campaign's impact on them.

We are OUTFRONT by name and nature. We are everywhere, empowering businesses to leverage our ubiquity (500K canvases and 14.1B weekly impressions), our national footprint (top 25 markets), and our local relevance and community connections. We are front and center in the places your consumers live, work, and play, from neighborhoods to urban centers, from transit hubs to busier-than-ever highways and roads.

OOH is today's most creative medium. All OUTFRONT clients have access to our Cannes Lions award-winning in-house creative agencies to develop the right messaging and campaigns to drive positive outcomes. Champion the power of America's biggest canvases to drive engagement, fame, and trust.

As the most visible media platform in America, we understand our role in creating cultural impact. That's why we are dedicated to helping people, places, and businesses grow stronger.

**Welcome to America's most visible  
and versatile media network.**

**Welcome to OUTFRONT.  
We get you America.**





# WE LEAD IN THE ART, SCIENCE, & AUTOMATION OF OOH/



OUTFRONT/

## ART

Creative drives 70% of an ad's effectiveness. OUTFRONT delivers the best assets in the country, serving as the perfect blank canvas for your brand story, illustrated through big, bold, and beautiful creative. Tap into our award-winning creative agencies for best-in-class creative services, campaign development, and dynamic digital additions.

## SCIENCE

Tech advancements are a priority for OUTFRONT. We have the right hardware, software, and data to ensure your campaign is targeted, efficient, and trackable. We know reaching the right people is a top priority. That's why we use syndicated research, proprietary geospatial data, and real-time mobile data to find audience segments IRL. We also know that measurement matters. So, we have an attribution model that is scalable to different business needs.

## AUTOMATION

Automation is transforming digital out of home buying. Access OUTFRONT's digital inventory and automate the DOOH buying process programmatically or via the OUTFRONT Ad Server, for a managed service experience. Both approaches include the ability to easily activate complex digital campaigns at scale, which may include data conditions, impression or audience targeting, and dayparting.

# OOH DRIVES SUCCESS /

OUTFRONT/

OOH IS A POWERFUL MEDIUM WITH PROVEN SUCCESS IN DRIVING DESIRABLE BRAND OUTCOMES ACROSS THE PURCHASE FUNNEL. THIS LAYERED WITH ITS LOW CPM MAKE IT AN EFFECTIVE AND EFFICIENT ADDITION TO ANY MEDIA PLAN.

## AWARENESS

OOH performs best for awareness across all demographics, while also ranking as the **#1 preferred media format for Millennials and GenZ**. Characteristics like massive reach, trustworthiness, and highly visual canvases contribute to OOH ranking highest against all other media in this KPI.

## CONSIDERATION

People take action after seeing out of home, whether in real life or digitally. In fact, **OOH drives 5.3X more search queries and 5X more website visits** than any other media. Often along the path to purchase, OOH drives people into brick-and-mortar locations and the checkout line.

## CONVERSION

OOH demonstrates superior performance in awareness and nearly identical numbers with social media in consideration and conversion rates. With significantly lower CPMs than other mediums, OOH offers the dual advantage of cost-effectiveness and widespread impact. Evidenced by **eBay's 27% surge in ad revenue** post-transition to a "full-funnel" marketing approach, the potency of OOH in driving conversions is undeniable.

### AWARENESS<sup>1</sup>

**43% OOH**  
**33% TV**  
**32% Social Media**  
**26% Online Video**

### CONSIDERATION<sup>1</sup>

**23% OOH**  
**24% TV**  
**24% Social Media**  
**21% Online Video**

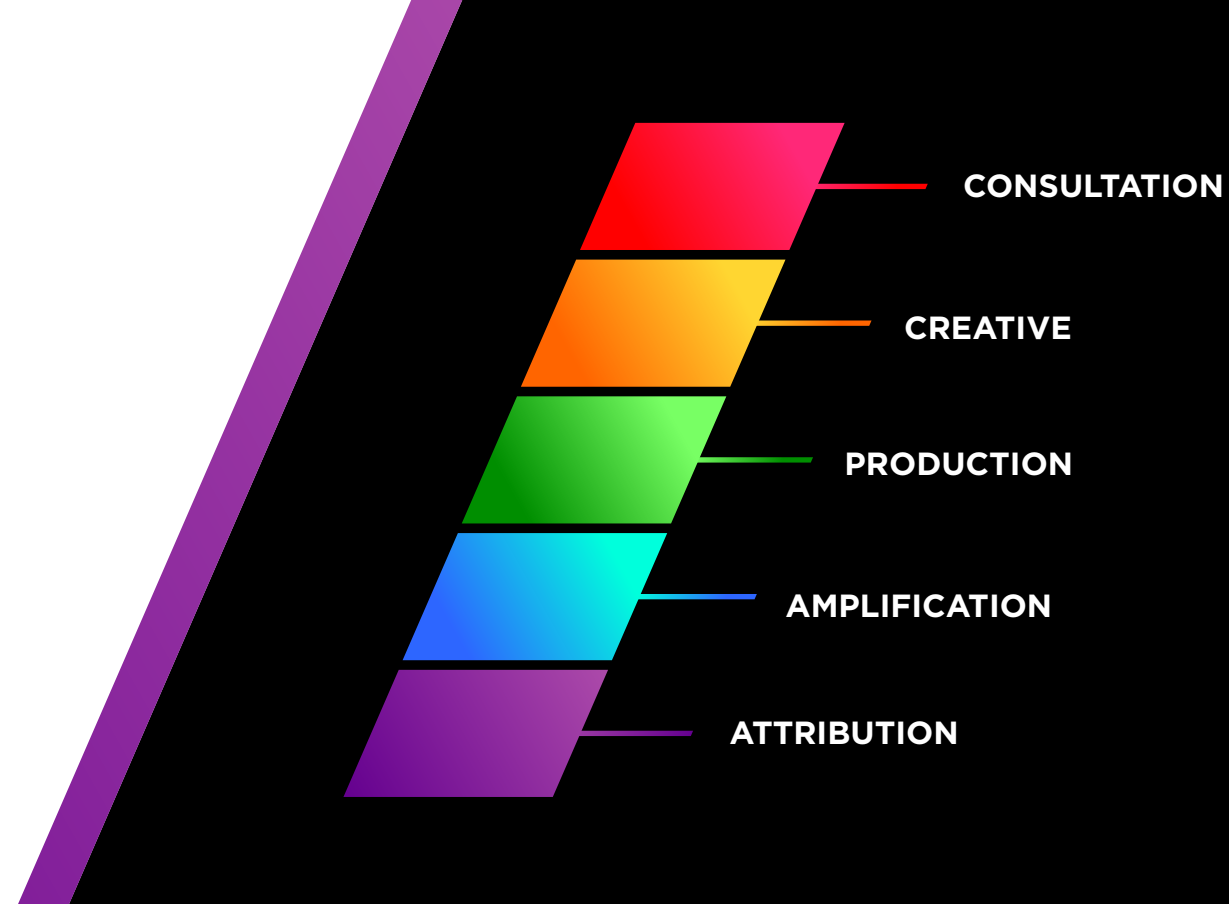
### CONVERSION<sup>1</sup>

**18% OOH**  
**18% TV**  
**20% Social Media**  
**13% Online Video**

# LEVERAGE OUR EDGE /

OUTFRONT'S 360° PARTNERSHIP  
APPROACH ENSURES YOU GET  
THE EDGE ON YOUR COMPETITION.

OUTFRONT/



## CONSULTATION

### DEFINING YOUR CAMPAIGN

Tap into smartSCOUT™, Geopath, or StreetMetrics to find the best canvases to reach your audience. Prefer to automate the buying process? 7,000+ digital billboard and transit canvases available on top SSP and DSP platforms, plus OUTFRONT's Ad Server.

## CREATIVE

### THE MOST CREATIVE OF ALL MEDIUMS

XLabs and OUTFRONT STUDIOS design Cannes Lions and industry award-winning campaigns. Together, we can aid in anything from best practices to full campaign development, or integrate the latest dynamic digital elements.

## PRODUCTION

### LAUNCHING YOUR CAMPAIGN

Let's launch your brand story! With a full in-house operations team, your campaign will hit the streets in an impactful way.

## AMPLIFICATION

### TAKING YOUR MESSAGE FROM IRL TO URL

OOH is the best primer for all things digital, including search, social, and mobile. Our communications team can amplify your real world campaign through press, social OOH, and mobile reach.

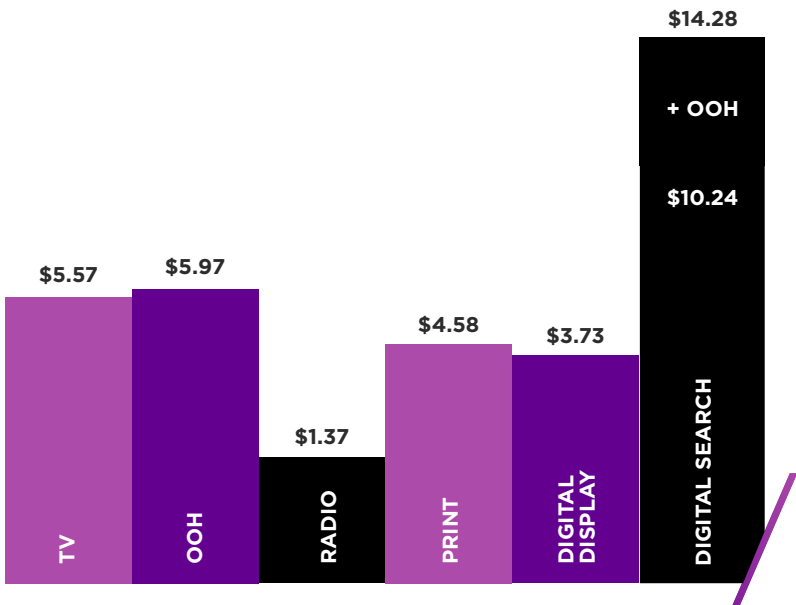
## ATTRIBUTION

### TRACKING SUCCESS

Our suite of attribution solutions can track your campaign's success based on KPIs like footfall, website visitation, app downloads, tune-in, and brand affinity.

# AMPLIFICATION MATTERS/

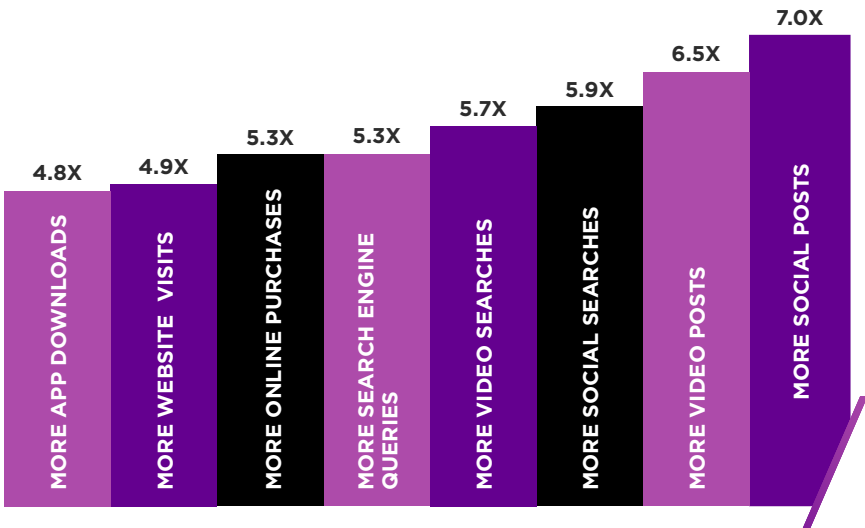
OUTFRONT is the best primer for digital engagement.



## SEARCH

When out of home is added to the media mix, it **increases search’s return on ad spend by 40%**. That’s because **41% of consumers** search for a brand after viewing out of home ads. Dollar for dollar, that’s **5.3x the performance** of other media.

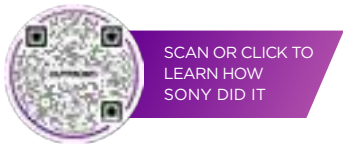
Combining billboard and transit media helped finance brand Inter&Co drive a **100X increase** in branded search.



## SOCIAL

Out of home drives 7X more social posts than any other medium, per ad dollar spent. It also drives **6.5X more video posts** and **5.9X more social searches**. Plus, one in four Americans have posted an OOH ad to their Instagram.

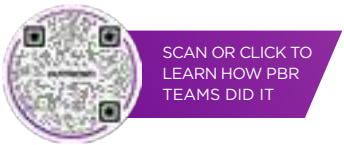
Sony and Olivia Rodrigo partnered on earbuds and a limited-edition MetroCard drop; **the Internet went wild**.



## MOBILE

Out of home inspires us to take out our phones and do something – like click a mobile ad. Consumers are **48% more likely to engage** with a mobile ad after exposure to the same ad via OOH.

PBR Teams expanded to eight markets after its first OOH campaign captivated Kansas City, **boosting ticket sales**.





# ATTRIBUTION MATTERS/

OUTFRONT/

OUTFRONT'S COMPREHENSIVE SOLUTIONS STACK PROVIDES FLEXIBILITY TO CHOOSE THE **ATTRIBUTION PRODUCTS THAT BEST ALIGN WITH YOUR KPIs.**



## FOOTFALL

Footfall uses a consumer's physical behavior to track incremental store and on-site visits and link them to out of home campaigns they have viewed. OUTFRONT has seen an average lift of 131% for those exposed to OOH.

[Learn how we drove a 164% lift in store traffic to 200 Burger King locations.](#)



## WEBSITE

Online conversion tracking identifies when a consumer is exposed to OOH advertising and then visits the corresponding brand's website or mobile app. OUTFRONT continues to drive the strongest digital conversion, with an average lift of 345% in website traffic for those exposed to the OOH.

[Read how we drove website traffic for Celebrity Cruises.](#)



## APP DOWNLOAD

We leverage a post-back to observe which mobile devices have downloaded and used the app after exposure to the OOH campaign.

[See how we increased likelihood to download the Tinder app.](#)



## TUNE-IN

Devices exposed to OOH ads are mapped to households that viewed a specific program, measuring tune-in lift.

[See how we drove tune-in for a major sports league.](#)



## BRAND LIFT

On-site mobile surveying provides brands with the opportunity to understand how audiences are responding to OOH creative. We measure attributes like awareness, ad recall, brand affinity, and intent to buy. OOH continues to drive stronger ad recall and brand awareness than all other measured media.

[Learn how we increased unaided brand awareness for Fresh Direct.](#)



READ THE  
BURGER KING  
CASE STUDY



READ THE  
CELEBRITY CRUISES  
CASE STUDY



READ THE  
TINDER  
CASE STUDY



READ THE  
SPORTS LEAGUE  
CASE STUDY



READ THE  
FRESH DIRECT  
CASE STUDY

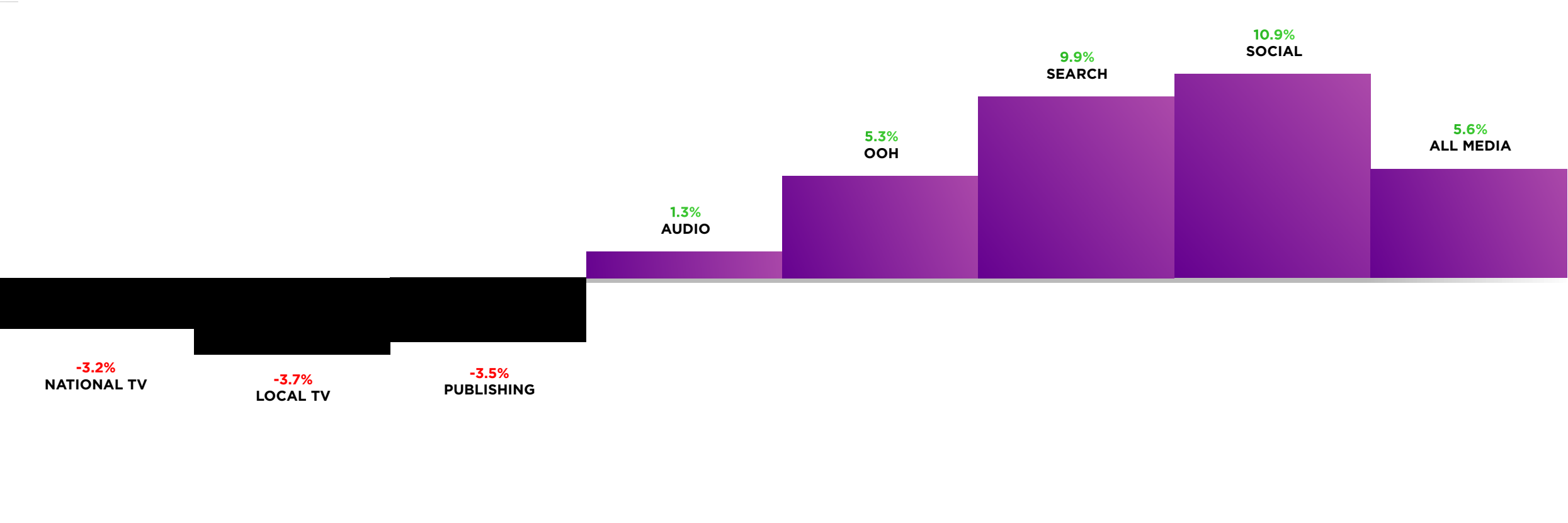
SOURCE: OUTFRONT ATTRIBUTION STUDIES

DISCLAIMER: OF COURSE, THE RESULT OF ANY CASE STUDY ARE SPECIFIC TO ITS FACTS. WE CAN'T GUARANTEE THAT ANY OTHER CAMPAIGN WILL DRIVE SIMILAR RESULTS, INCLUDING INCREASED TRAFFIC, END-USER ACTIVITY (CLICK-THROUGH OR SECONDARY-ACTION RATES), OR REVENUE.

# OOH IS MEDIA'S FAVORITE MEDIUM /

OOH is geared for continued growth in 2025. Even better, it is a proven amplifier for all other advertising channels, pairing exceptionally well with digital media.

2025 U.S. MEDIA FORECAST



FLINT  
810.232.8400

SOURCE: MEDIAPOST (MAGNA GLOBAL) 2023.  
CHART EXCLUDES CYCLICAL EVENTS. AUDIO REFERS TO RADIO + PODCASTS



TOP 50 MARKETS

OUTFRONT

	TOP 50 MARKETS	CBSA POPULATION	BULLETINS	WALLSCAPES	POSTERS & JUNIOR POSTERS	COMMUTER RAIL & SUBWAY	BUSES	STREET FURNITURE	SPECIALTY	OUTFRONT PRIME	MOBILE + SOCIAL NETWORKS
1	New York-Newark et al, NY-NJ-PA	19,357,766	<div><div></div><div></div></div>	<div><div></div></div>	<div><div></div><div></div></div>	<div><div></div><div></div><div></div></div>	<div><div></div></div>	<div><div></div><div></div></div>	<div><div></div><div></div></div>	<div><div></div><div></div></div>	<div><div></div></div>
2	Los Angeles-Long Beach et al, CA	12,773,059	<div><div></div><div></div></div>	<div><div></div></div>	<div><div></div><div></div></div>		<div><div></div><div></div></div>	<div><div></div><div></div><div></div></div>	<div><div></div><div></div></div>	<div><div></div><div></div></div>	<div><div></div></div>
3	Chicago et al, IL-IN-WI	9,220,195	<div><div></div><div></div></div>	<div><div></div></div>	<div><div></div><div></div></div>	<div><div></div><div></div><div></div></div>			<div><div></div><div></div></div>	<div><div></div><div></div></div>	<div><div></div></div>
4	Dallas-Fort Worth-Arlington, TX	8,365,633	<div><div></div><div></div></div>	<div><div></div></div>				<div><div></div></div>	<div><div></div></div>	<div><div></div><div></div></div>	<div><div></div></div>
5	Houston-The Woodlands et al, TX	7,699,970	<div><div></div><div></div></div>	<div><div></div></div>				<div><div></div><div></div></div>		<div><div></div><div></div></div>	<div><div></div></div>
6	Atlanta-Sandy Springs et al, GA	6,421,346	<div><div></div><div></div></div>		<div><div></div><div></div></div>			<div><div></div><div></div></div>		<div><div></div><div></div></div>	<div><div></div></div>
7	Washington et al, DC-VA-MD-WV	6,353,913	<div><div></div></div>	<div><div></div></div>		<div><div></div><div></div><div></div></div>	<div><div></div><div></div></div>	<div><div></div></div>		<div><div></div></div>	<div><div></div></div>
8	Miami-Fort Lauderdale et al, FL	6,299,604	<div><div></div><div></div></div>	<div><div></div><div></div></div>		<div><div></div><div></div><div></div></div>	<div><div></div><div></div></div>	<div><div></div><div></div><div></div></div>		<div><div></div><div></div></div>	<div><div></div></div>
9	Philadelphia et al, PA-NJ-DE-MD	6,258,409	<div><div></div><div></div></div>	<div><div></div></div>	<div><div></div></div>					<div><div></div><div></div></div>	<div><div></div></div>
10	Phoenix-Mesa-Scottsdale, AZ	5,168,926	<div><div></div><div></div></div>		<div><div></div><div></div></div>	<div><div></div></div>	<div><div></div></div>	<div><div></div></div>	<div><div></div></div>		<div><div></div></div>
11	Boston-Cambridge-Newton, MA-NH	4,936,229	<div><div></div><div></div></div>	<div><div></div></div>	<div><div></div></div>	<div><div></div><div></div><div></div></div>	<div><div></div><div></div></div>	<div><div></div><div></div></div>	<div><div></div></div>	<div><div></div><div></div></div>	<div><div></div></div>
12	Riverside et al, CA	4,659,582	<div><div></div><div></div></div>		<div><div></div></div>				<div><div></div></div>		<div><div></div></div>
13	San Francisco-Oakland et al, CA	4,572,708	<div><div></div><div></div></div>	<div><div></div></div>	<div><div></div></div>	<div><div></div><div></div><div></div></div>	<div><div></div><div></div></div>	<div><div></div><div></div></div>		<div><div></div><div></div></div>	<div><div></div></div>
14	Detroit-Warren-Dearborn, MI	4,333,171	<div><div></div><div></div></div>	<div><div></div></div>	<div><div></div></div>		<div><div></div><div></div></div>				<div><div></div></div>
15	Seattle-Tacoma-Bellevue, WA	4,098,018	<div><div></div></div>		<div><div></div></div>						<div><div></div></div>
16	Minneapolis et al, MN-WI	3,730,656	<div><div></div><div></div></div>	<div><div></div></div>	<div><div></div></div>				<div><div></div><div></div></div>		<div><div></div></div>
17	Tampa-St. Petersburg et al, FL	3,419,498	<div><div></div><div></div></div>	<div><div></div></div>	<div><div></div></div>			<div><div></div></div>	<div><div></div><div></div></div>		<div><div></div></div>
18	San Diego-Carlsbad, CA	3,279,593	<div><div></div><div></div></div>	<div><div></div></div>	<div><div></div></div>				<div><div></div><div></div></div>		<div><div></div></div>
19	Denver-Aurora-Lakewood, CO	3,033,651	<div><div></div><div></div></div>	<div><div></div></div>	<div><div></div></div>						<div><div></div></div>
20	Orlando-Kissimmee-Sanford, FL	2,909,696	<div><div></div><div></div></div>		<div><div></div></div>	<div><div></div></div>					<div><div></div></div>
21	Baltimore-Columbia-Towson, MD	2,835,809	<div><div></div></div>								<div><div></div></div>
22	St. Louis, MO-IL	2,793,090	<div><div></div><div></div></div>	<div><div></div></div>	<div><div></div><div></div></div>						<div><div></div></div>
23	San Antonio-New Braunfels, TX	2,761,788	<div><div></div><div></div></div>								<div><div></div></div>
24	Portland-Vancouver et al, OR-WA	2,504,222	<div><div></div><div></div></div>	<div><div></div></div>	<div><div></div><div></div></div>						<div><div></div></div>
25	Sacramento-Roseville et al, CA	2,413,840	<div><div></div><div></div></div>		<div><div></div><div></div></div>						<div><div></div></div>

INDICATES OUTFRONT MEDIA AVAILABLE    INDICATES DIGITAL MEDIA AVAILABLE    INDICATES WRAPPED MEDIA AVAILABLE

NOTE: TOP 50 MARKETS BASED ON OUTFRONT INVENTORY AND POPULATION COUNT  
SOURCE: CENSUS DATA (2024 UPDATE).

# TOP 50 MARKETS /

	TOP 50 MARKETS	CBSA POPULATION	BULLETINS	WALLSCAPES	POSTERS & JUNIOR POSTERS	COMMUTER RAIL & SUBWAY	BUSES	STREET FURNITURE	SPECIALTY	OUTFRONT PRIME	MOBILE + SOCIAL NETWORKS
26	Pittsburgh, PA	2,410,277	● ●								●
27	Las Vegas-Henderson-Paradise, NV	2,369,486	● ●				● ●	● ● ●	● ●		●
28	Cincinnati, OH-KY-IN	2,290,416	●								●
29	Kansas City, MO-KS	2,240,831	● ●	●	●						●
30	Columbus, OH	2,208,373	● ●	●	●			●			●
31	Indianapolis-Carmel-Anderson, IN	2,166,851	● ●	●	●				● ●		●
32	Cleveland-Elyria, OH	2,155,276	● ●	●							●
33	Nashville-Davidson et al, TN	2,153,421	● ●								●
34	San Jose-Sunnyvale et al, CA	1,952,656	● ●		●	● ● ●	● ●	● ●			●
35	Virginia Beach et al, VA-NC	1,795,437	●					● ●			●
36	Jacksonville, FL	1,779,779	● ●								●
37	Providence-Warwick, RI-MA	1,683,645	● ●								●
38	Raleigh, NC	1,555,961	●								●
39	Richmond, VA	1,372,170	●								●
40	Louisville et al, KY-IN	1,371,917	● ●		●			● ●	● ●		●
41	Memphis, TN-MS-AR	1,333,544	● ●								●
42	Fresno, CA	1,179,207	● ●		● ●						●
43	Grand Rapids-Wyoming, MI	1,172,184	● ●		● ●						●
44	Hartford-West Hartford et al, CT	1,157,215	● ●		● ●	●					●
45	Buffalo-Cheektowaga et al, NY	1,152,213	●								●
46	Rochester, NY	1,048,543	●								●
47	Bridgeport-Stamford-Norwalk, CT	955,414	●			●					●
48	New Orleans-Metairie, LA	943,633	● ●	● ●	● ●						●
49	Albany-Schenectady-Troy, NY	907,810	●								●
50	Worcester, MA-CT	872,485	●								●

● INDICATES OUTFRONT MEDIA AVAILABLE ● INDICATES DIGITAL MEDIA AVAILABLE ● INDICATES WRAPPED MEDIA AVAILABLE

NOTE: TOP 50 MARKETS BASED ON OUTFRONT INVENTORY AND POPULATION COUNT  
SOURCE: CENSUS DATA (2024 UPDATE).

# IMPACT WHERE IT MATTERS: MEDIA ACROSS THE U.S.A. /

YOUR STORY & AUDIENCE. OUR CANVAS.

FLINT  
810.232.8400



# MEDIA ACROSS FLINT

PREPARING  
MICHIGAN'S  
NEXT GENERATION  
OF LEADERS.



SPARTAN COLLEGE OF HEALTHCARE SCIENCES

EXIT 135

Hammerberg  
Rd

3/4 MILE

SPEED LIMIT	TRUCK SPEED	MINIMUM SPEED
70	65	55

**G&T**  
INTERNATIONAL

**Hiring**  
6.2 Drivers &  
Owner Operators  
Ph: 800-753-8888  
Ph: 800-238-0000

9012



# WE GET YOU FLINT.

OUTFRONT

Once synonymous with the automotive industry, Flint has faced economic challenges, but its community spirit and determination to thrive have never waned. The need for effective communication and engagement with its residents and visitors is more important than ever.

In this dynamic landscape, Out-of-Home advertising emerges as a powerful tool to connect with the diverse and vibrant audience of Flint. OUTFRONT, a leader in outdoor media, stands out as the ideal partner for businesses and organizations seeking to make a lasting impact. With a deep understanding of Flint's evolving demographics and cultural fabric, OUTFRONT creates compelling campaigns that resonate with the local community. From strategically placed billboards that capture attention to transit advertising that moves with the pulse of the city, OUTFRONT ensures that your message reaches its intended audience effectively.

OUTFRONT emerges as the perfect ally for businesses looking to connect authentically with Flint's diverse population through impactful out-of-home advertising strategies.

## WHY FLINT?

- Festivals and Farmer's Markets during warmer months
- Home to several museums and galleries, including Sloan Museum and Planetarium
- Home to Kettering University and the Flint branch of University of Michigan
- Total population of over 313K
- Average HHI of \$77K

FLINT  
810.232.8400

SOURCE: CLARITAS, LLC (2023 UPDATE), FLINT CBSA



SCAN OR CLICK TO  
LEARN MORE



# FLINT MEDIA PRODUCTS AT A GLANCE

OUTFRONT



BILLBOARD



DIGITAL BILLBOARD



POSTERS



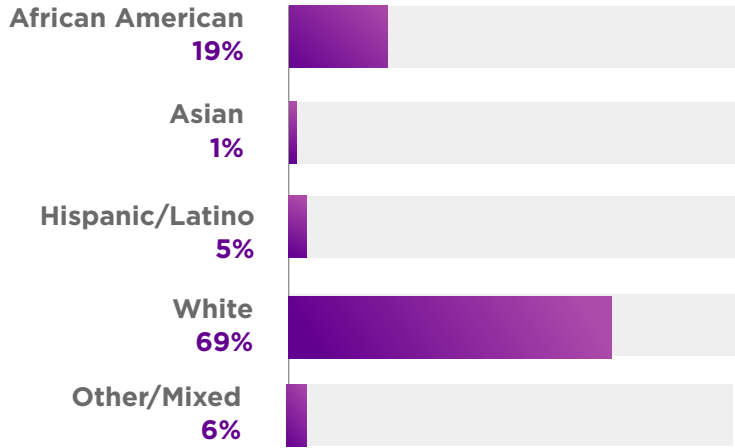
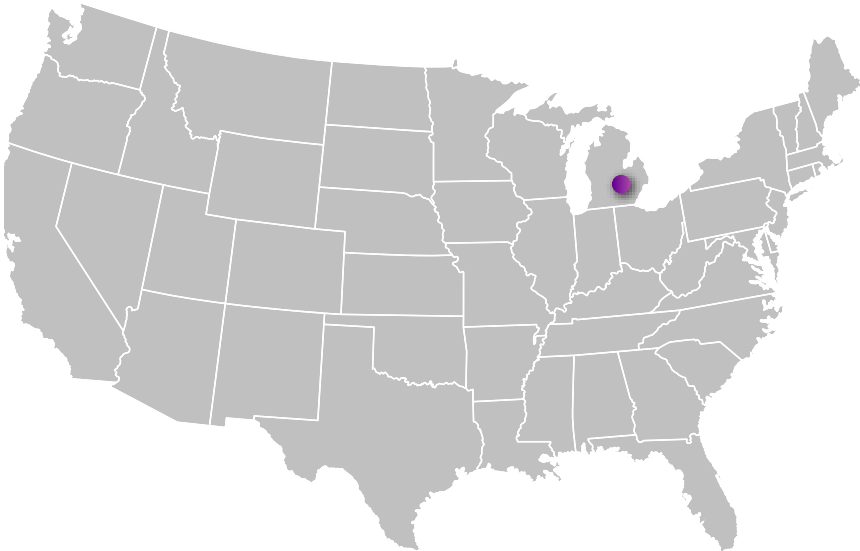
TRANSIT



MOBILE NETWORK



Profile




FLINT 400,596 CBSA




College Degree  
or higher



Average HHI



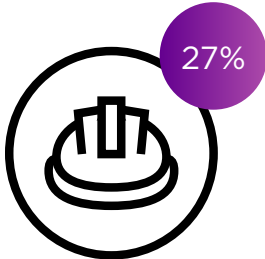
White-collar  
occupation



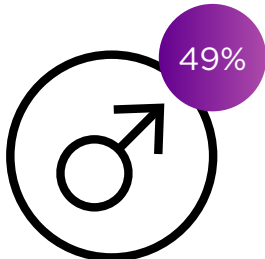
Female



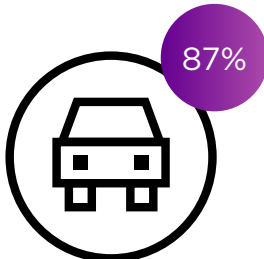
Time spent traveling to  
and from work each day



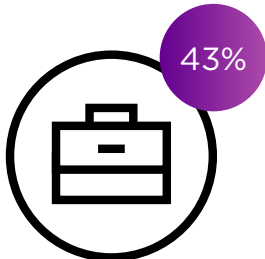
Blue-collar  
occupation



Male



Drive alone or  
carpooled



Employed

PREPARING  
MICHIGAN'S  
NEXT GENERATION  
OF LEADERS.



SPARTANS WILL

EXIT 135

Hammerberg  
Rd

3/4 MILE

# BILLBOARDS

SPEED LIMIT	TRUCK SPEED	MINIMUM SPEED
70	65	55

Hiring  
A 2 Drivers &  
Owner Operators  
Pl: 905-783-8090  
Ph: 905-238-0900

9012





# BULLETINS

Bulletins offer the **most powerful impact** of all outdoor advertising. Located on **key highways, intersections, and integral choke points** throughout the Flint area, bulletins provide your message with long-term presence and tremendous visibility to vehicular traffic.

## PRODUCT INFORMATION

- 14'H x 48'W
- Odd Sizes
- Sizes vary by location
- Extensions available

## COVERAGE

- See map for complete coverage









# DIGITAL BULLETINS

Add an extra layer of **timeliness and relevance** to your campaign through a digital execution. **Easily change creative messaging** based on triggers such as time of day, weather, or sports scores. Digital provides ultimate messaging.

## PRODUCT INFORMATION

- 14'H x 48'W, 10'6" x 30'5"
- Spot Length: 8 or 10 seconds

## COVERAGE

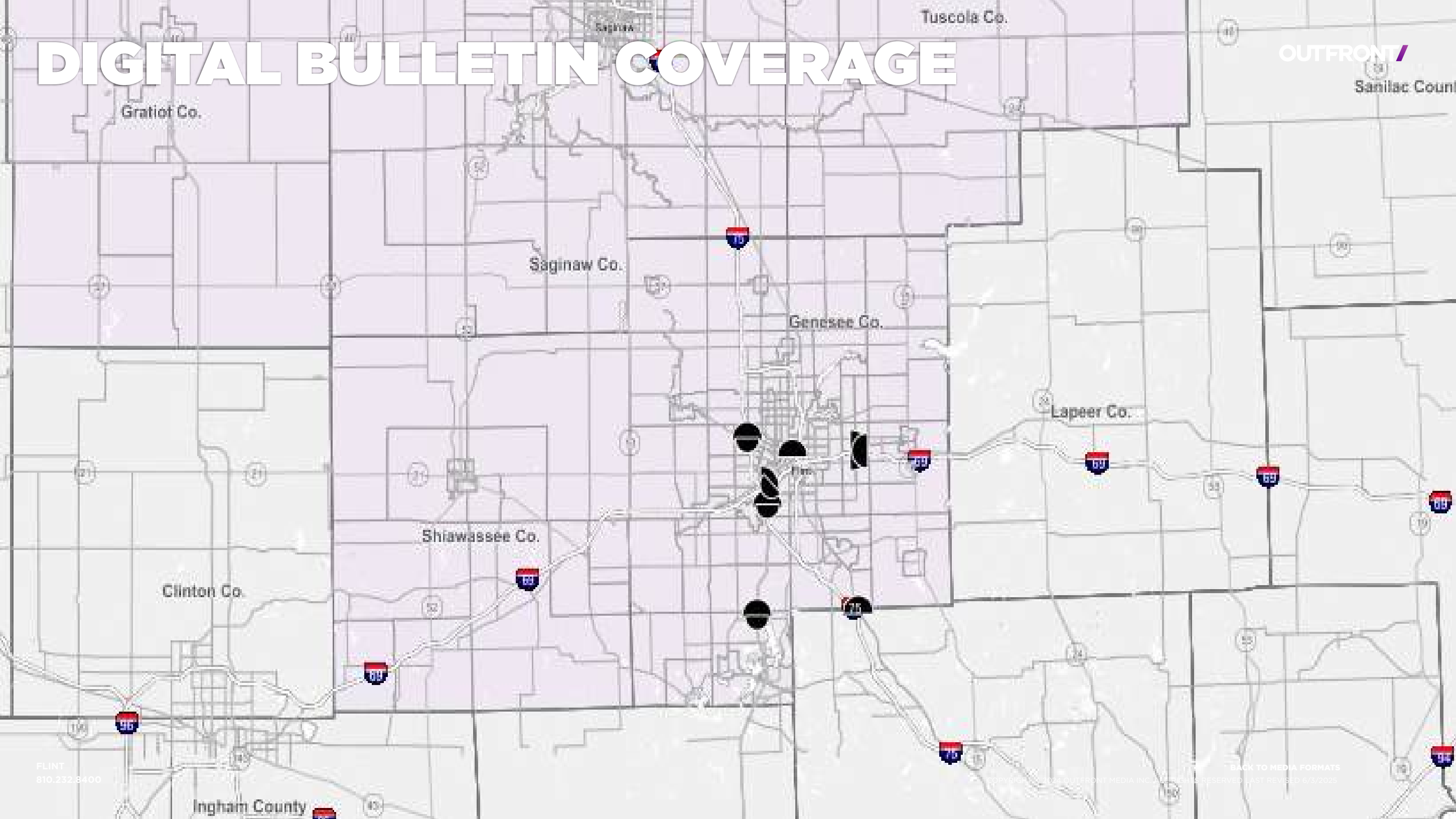
- See map for complete coverage



SCAN OR CLICK TO  
LEARN MORE

# DIGITAL BULLETIN COVERAGE

OUTFRONT  
Sanilac County





# POSTERS

Neighborhood penetration makes Posters the **ideal point of purchase media**. Demographic-specific locations bring your ad directly to your target audience. Targeted programs include **Upscale Showings, General Market, Ethnic and Individual locations**.

**PRODUCT INFORMATION**

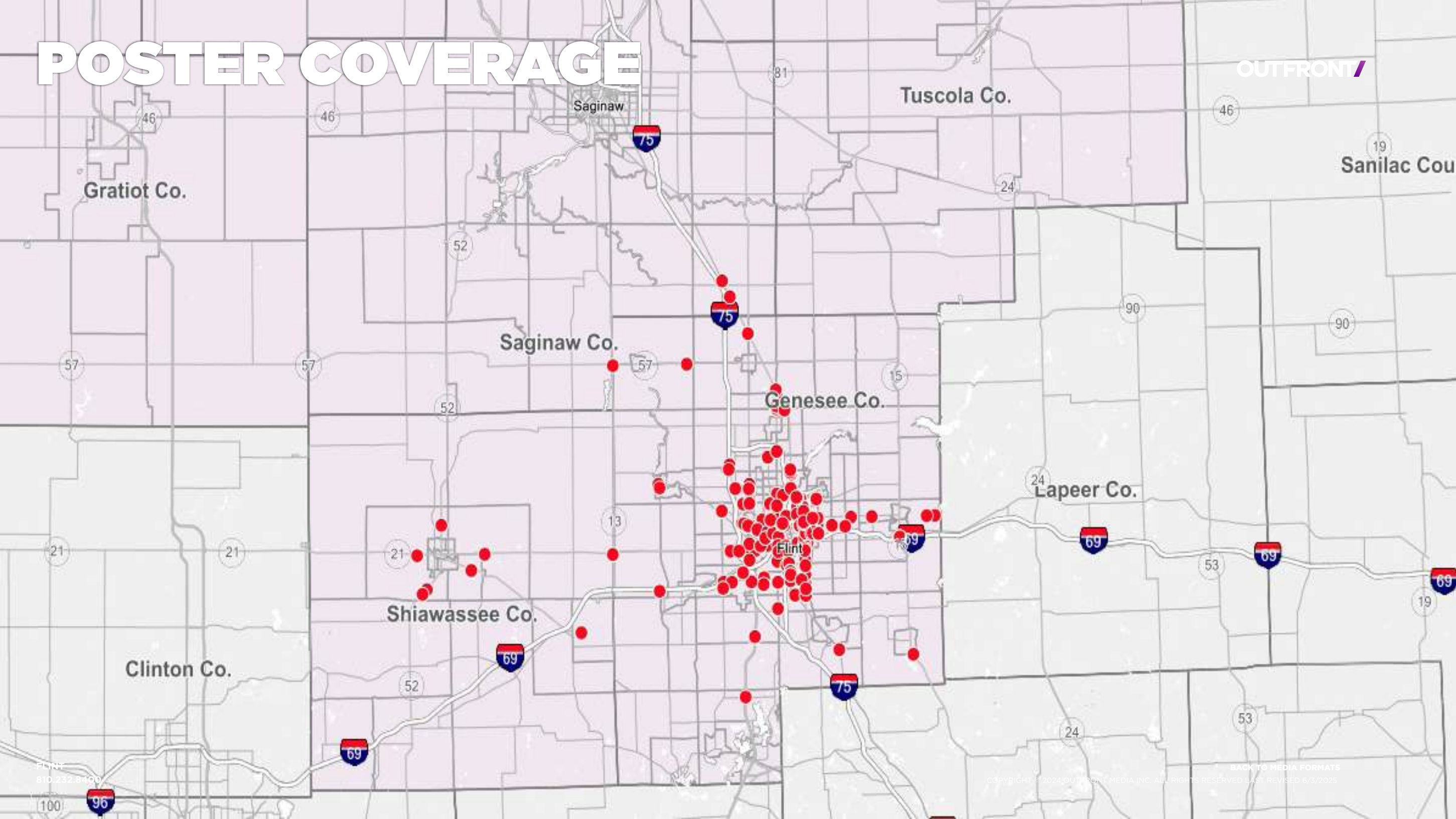
— 10’5”H x 22’8”W

**COVERAGE**

— See map for complete coverage

# POSTER COVERAGE

OUTFRONT





# TRANSIT





# TRANSIT MEDIA

**Reach a large audience** with bus advertising, offering high visibility with consistent daily views. Your ad will go where the people are and will be seen by pedestrians as well as motorists every day. Big, bold, in your face every day, and yet it is not an obtrusive medium - it's part of our everyday outdoor life and offers information in a unique and powerful format.

## EXTERIOR BUS MEDIA

- Kings
- Kongs
- Headliners
- Extensions
- Fullbacks
- Wraps

## INTERIOR BUS MEDIA

- Interior Bus Cards





# WRAPS

Bus Wraps give advertisers the opportunity to exhibit **innovative, eye-catching creative** that will grasp the attention of consumers and **make it impossible to ignore.**

## PRODUCT INFORMATION

- Sizes vary based on coverage and availability
- Coverage on all 4 sides including doors
- 25% window coverage

## COVERAGE

- Flint Metro
- Targeted audience on a request basis





# KONGS

An extension of the traditional Bus Kings, with 30 feet of eye-catching canvas, Kongs offer tremendous visibility on the street. **Impact vehicular and pedestrian traffic throughout Flint with Bus Kongs!**

## PRODUCT INFORMATION

- 36"H x 360"W
- Add a Headliner and/or Extension for more impact!

## COVERAGE

- Flint Metro Area
- Targeted audience on a request basis





# KINGS

Impact the most densely populated and diverse areas with Bus Kings, the **ultimate mass reach media** in the Flint market. Bring your ad campaign to the masses with daily exposure in a stand-alone environment.

## PRODUCT INFORMATION

- 30”H x 144”W
- Add a Headliner and/or Extension for more impact!

## COVERAGE

- Flint Metro
- Targeted area/demographic on a request basis





# FULL BACK

**A large creative format, seen by both pedestrians and motorists,** Fullbacks offer unique ways to reach heavily trafficked areas and crowded highways that will make a lasting impression!

## PRODUCT INFORMATION

- Sizes vary based on coverage and availability

## COVERAGE

- Flint Metro
- Targeted area/demographic on a request basis





# SUPER IMPACT TAILS

Continuous visibility to drivers and passengers behind **buses generates lasting impressions!**

Dominate the city with Tails for **frequent exposure and high reach and frequency.** As commuters are in their cars or crossing the street, they cannot escape this ubiquitous media form.

## PRODUCT INFORMATION

- 25.5”H x 84”W

## COVERAGE

- Flint Metro
- Targeted area/demographic on a request basis



# INTERIOR CARDS

Maximize on **long dwell time and engage a captive audience** with Bus Interior Cards.

Want more presence? Brand Buses offer advertisers the unique opportunity to **completely own the inside of the bus.**

**PRODUCT INFORMATION**

- 11”H x 28”W
- 11”H x 42”W

**COVERAGE**

- Flint Metro
- Targeted audience on a request basis

# SECOND SCREEN MEDIA





# MOBILE NETWORK

Combine the power of OOH with mobile to create **new engagement opportunities** with your target audience. Target the right users by **geofencing your OOH and strategic locations, target by behavior, then create message frequency** with this audience through retargeting. Proximity targeting technology **enables mobile ad activation for users within a geographical boundary**. These virtual perimeters are created around **real-world locations** defined as lats/longs, addresses, points of interest, zip codes, cities, DMAs, states, or nationwide.

## PRODUCTS

- Proximity Targeting
- Retargeting
- Behavioral or Brand Targeting
- Transit System Audience Targeting

**LOCATED IN THE  
TOP 50 MARKETS**



SCAN OR CLICK  
TO LEARN MORE



BACK TO MEDIA FORMATS

COPYRIGHT © 2025 OUTFRONT MEDIA INC. ALL RIGHTS RESERVED LAST REVISED 6/3/2025



# LEVERAGING #sOOH FOR YOUR BRAND

There's a phenomenon of digital amplification and engagement that occurs when the right creative is placed in the right location. We call it social out of home (#sOOH).

At OUTFRONT, we're experts in setting brands and local businesses up for social success. Here's how we can help.

## PRIME FOR A TIME

Throughout the year, a handful of iconic events achieve a level of cultural clout so powerful that they magnify the prestige of the area they are located and any brand advertising in that locale. **Prime for a Time** is a strategy to access OOH media to amplify awareness and elevate brand image during these cultural moments.

## STUDIOS & XLABS

The right creative is the second piece of the #sOOH puzzle. STUDIOS, our award-winning in-house design agency, can help. And for brands looking to really get people talking, our XLabs team offers technologies like three-dimensional XScape spatial creative and interactive QRad responsive content control.

## INFLUENCERS

Three in ten are more likely to purchase something with a familiar influencer in an out of home ad, while four in ten would repost the ad. We can help find the right

influencers to reach the audience who matters most to you.

**Out of home drives 7x more social posts, 5.9x more social searches, 6.5x more video posts, and 5.7x more video searches than other mediums, dollar for dollar.**



SCAN OR CLICK TO READ ABOUT HOW AMIKA PERKED UP SALES AND BRAND AWARENESS







# OUTFRONT

WE GET YOU AMERICA

WEGETYOU.COM  
810.232.8400  
6083 TAYLOR DRIVE - FLINT, MI 48507  
INSTAGRAM | YOUTUBE | LINKEDIN | TWITTER | FACEBOOK

COPYRIGHT © 2023 OUTFRONT MEDIA INC. ALL RIGHTS RESERVED LAST REVISED 6/3/2025