

OUTFRONT/

WELCOME TO THE UNITED STATES OF AUDIENCES /

Media Across the U.S.A.



WE ARE OUTFRONT/

At OUTFRONT, we understand that to brands, audiences are everything. Our media impact people where and when it matters most: in the real world. Smart brands leverage out of home's power of TLC by combining technology, location, and creativity to drive meaningful connections with their target audiences.

We continue to add intelligence to OOH, making our media more accurate, agile, and accountable. Our insights suite and attribution solutions were designed to reach your desired audience and measure your campaign's impact on them.

We are OUTFRONT by name and nature. We are everywhere, empowering businesses to leverage our ubiquity (500K canvases and 14.1B weekly impressions), our national footprint (top 25 markets), and our local relevance and community connections. We are front and center in the places your consumers live, work, and play, from neighborhoods to urban centers, from transit hubs to busier-than-ever highways and roads.

OOH is today's most creative medium. All OUTFRONT clients have access to our Cannes Lions award-winning in-house creative agencies to develop the right messaging and campaigns to drive positive outcomes. Champion the power of America's biggest canvases to drive engagement, fame, and trust.

As the most visible media platform in America, we understand our role in creating cultural impact. That's why we are dedicated to helping people, places, and businesses grow stronger.

**Welcome to America's most visible
and versatile media network.**

**Welcome to OUTFRONT.
We get you America.**



WE LEAD IN THE ART, SCIENCE, & AUTOMATION OF OOH/

OUTFRONT/



ART

Creative drives 70% of an ad's effectiveness. OUTFRONT delivers the best assets in the country, serving as the perfect blank canvas for your brand story, illustrated through big, bold, and beautiful creative. Tap into our award-winning creative agencies for best-in-class creative services, campaign development, and dynamic digital additions.

SCIENCE

Tech advancements are a priority for OUTFRONT. We have the right hardware, software, and data to ensure your campaign is targeted, efficient, and trackable. We know reaching the right people is a top priority. That's why we use syndicated research, proprietary geospatial data, and real-time mobile data to find audience segments IRL. We also know that measurement matters. So, we have an attribution model that is scalable to different business needs.

AUTOMATION

Automation is transforming digital out of home buying. Access OUTFRONT's digital inventory and automate the DOOH buying process programmatically or via the OUTFRONT Ad Server, for a managed service experience. Both approaches include the ability to easily activate complex digital campaigns at scale, which may include data conditions, impression or audience targeting, and dayparting.

OOH DRIVES SUCCESS /

OUTFRONT /

OOH IS A POWERFUL MEDIUM WITH PROVEN SUCCESS IN DRIVING DESIRABLE BRAND OUTCOMES ACROSS THE PURCHASE FUNNEL. THIS LAYERED WITH ITS LOW CPM MAKE IT AN EFFECTIVE AND EFFICIENT ADDITION TO ANY MEDIA PLAN.

AWARENESS

OOH performs best for awareness across all demographics, while also ranking as the **#1 preferred media format for Millennials and GenZ**. Characteristics like massive reach, trustworthiness, and highly visual canvases contribute to OOH ranking highest against all other media in this KPI.

CONSIDERATION

People take action after seeing out of home, whether in real life or digitally. In fact, **OOH drives 5.3X more search queries and 5X more website visits** than any other media. Often along the path to purchase, OOH drives people into brick-and-mortar locations and the checkout line.

CONVERSION

OOH demonstrates superior performance in awareness and nearly identical numbers with social media in consideration and conversion rates. With significantly lower CPMs than other mediums, OOH offers the dual advantage of cost-effectiveness and widespread impact. Evidenced by **eBay's 27% surge in ad revenue** post-transition to a "full-funnel" marketing approach, the potency of OOH in driving conversions is undeniable.

AWARENESS¹

43% OOH
33% TV
32% Social Media
26% Online Video

CONSIDERATION¹

23% OOH
24% TV
24% Social Media
21% Online Video

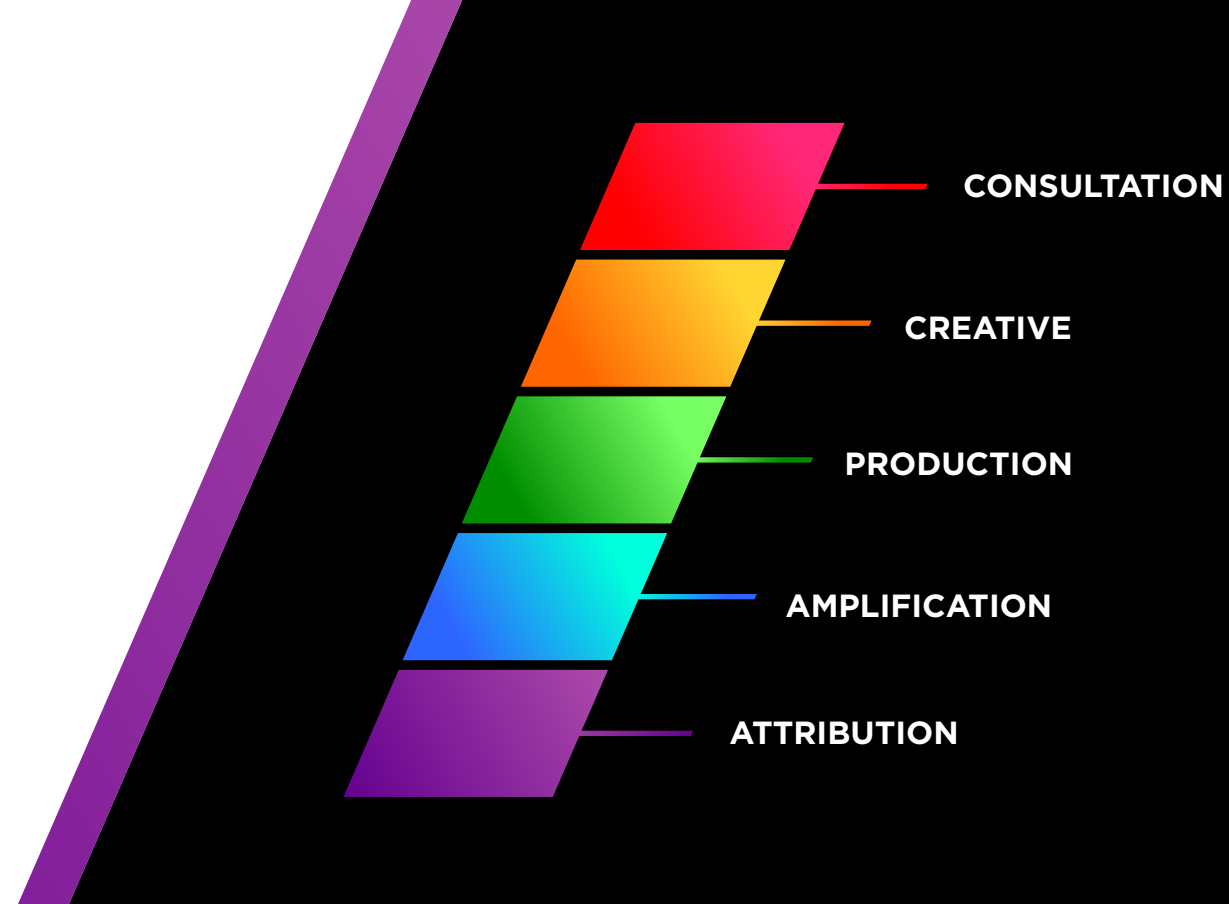
CONVERSION¹

18% OOH
18% TV
20% Social Media
13% Online Video

LEVERAGE OUR EDGE /

OUTFRONT'S 360° PARTNERSHIP
APPROACH ENSURES YOU GET
THE EDGE ON YOUR COMPETITION.

OUTFRONT/



CONSULTATION

DEFINING YOUR CAMPAIGN

Tap into smartSCOUT™, Geopath, or StreetMetrics to find the best canvases to reach your audience. Prefer to automate the buying process? 7,000+ digital billboard and transit canvases available on top SSP and DSP platforms, plus OUTFRONT's Ad Server.

CREATIVE

THE MOST CREATIVE OF ALL MEDIUMS

XLabs and OUTFRONT STUDIOS design Cannes Lions and industry award-winning campaigns. Together, we can aid in anything from best practices to full campaign development, or integrate the latest dynamic digital elements.

PRODUCTION

LAUNCHING YOUR CAMPAIGN

Let's launch your brand story! With a full in-house operations team, your campaign will hit the streets in an impactful way.

AMPLIFICATION

TAKING YOUR MESSAGE FROM IRL TO URL

OOH is the best primer for all things digital, including search, social, and mobile. Our communications team can amplify your real world campaign through press, social OOH, and mobile reach.

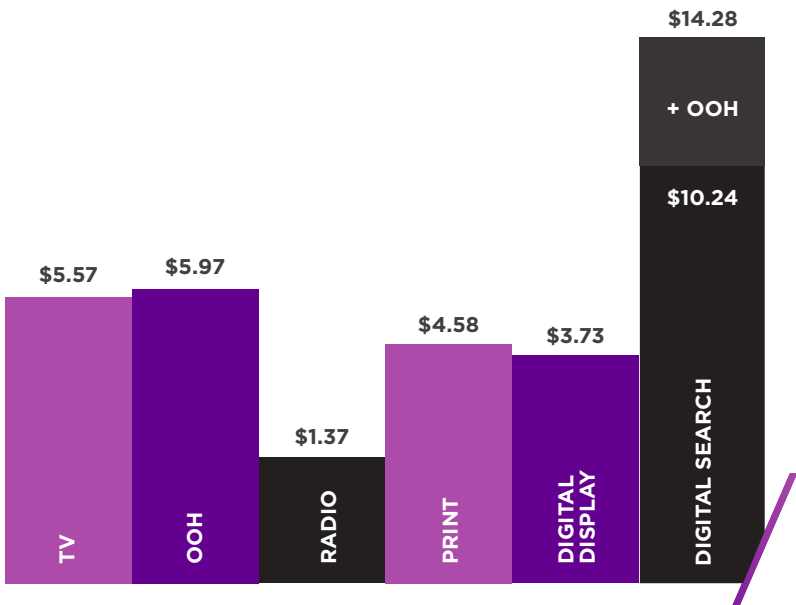
ATTRIBUTION

TRACKING SUCCESS

Our suite of attribution solutions can track your campaign's success based on KPIs like footfall, website visitation, app downloads, tune-in, and brand affinity.

AMPLIFICATION MATTERS/

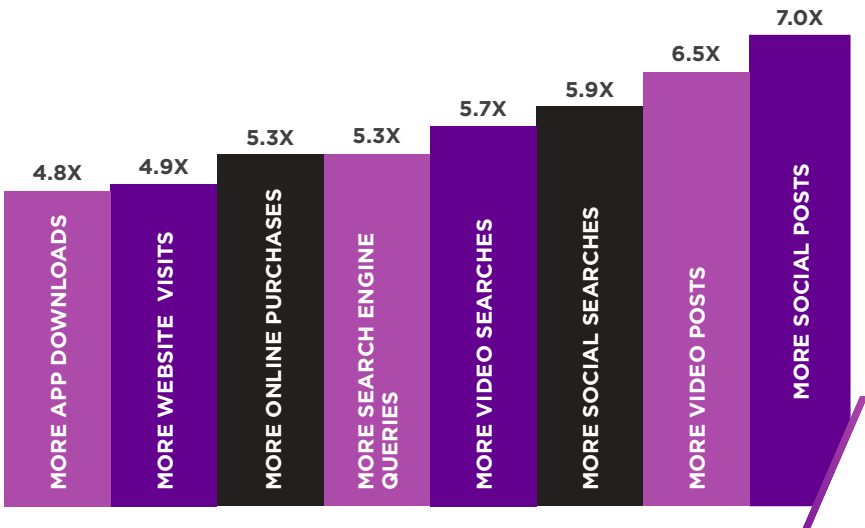
OUTFRONT is the best primer for digital engagement.



SEARCH

When out of home is added to the media mix, it **increases search’s return on ad spend by 40%**. That’s because **41% of consumers** search for a brand after viewing out of home ads. Dollar for dollar, that’s **5.3x the performance** of other media.

Combining billboard and transit media helped finance brand Inter&Co drive a **100X increase** in branded search.



SOCIAL

Out of home drives 7X more social posts than any other medium, per ad dollar spent. It also drives **6.5X more video posts** and **5.9X more social searches**. Plus, one in four Americans have posted an OOH ad to their Instagram.

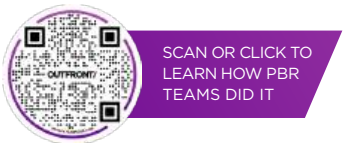
Sony and Olivia Rodrigo partnered on earbuds and a limited-edition MetroCard drop; **the Internet went wild**.



MOBILE

Out of home inspires us to take out our phones and do something – like click a mobile ad. Consumers are **48% more likely to engage** with a mobile ad after exposure to the same ad via OOH.

PBR Teams expanded to eight markets after its first OOH campaign captivated Kansas City, **boosting ticket sales**.



ATTRIBUTION MATTERS/

OUTFRONT/

OUTFRONT'S COMPREHENSIVE SOLUTIONS STACK PROVIDES FLEXIBILITY TO CHOOSE THE **ATTRIBUTION PRODUCTS THAT BEST ALIGN WITH YOUR KPIs.**



FOOTFALL

Footfall uses a consumer's physical behavior to track incremental store and on-site visits and link them to out of home campaigns they have viewed. OUTFRONT has seen an average lift of 131% for those exposed to OOH.

[Learn how we drove a 164% lift in store traffic to 200 Burger King locations.](#)



WEBSITE

Online conversion tracking identifies when a consumer is exposed to OOH advertising and then visits the corresponding brand's website or mobile app. OUTFRONT continues to drive the strongest digital conversion, with an average lift of 345% in website traffic for those exposed to the OOH.

[Read how we drove website traffic for Celebrity Cruises.](#)



APP DOWNLOAD

We leverage a post-back to observe which mobile devices have downloaded and used the app after exposure to the OOH campaign.

[See how we increased likelihood to download the Tinder app.](#)



TUNE-IN

Devices exposed to OOH ads are mapped to households that viewed a specific program, measuring tune-in lift.

[See how we drove tune-in for a major sports league.](#)



BRAND LIFT

On-site mobile surveying provides brands with the opportunity to understand how audiences are responding to OOH creative. We measure attributes like awareness, ad recall, brand affinity, and intent to buy. OOH continues to drive stronger ad recall and brand awareness than all other measured media.

[Learn how we increased unaided brand awareness for Fresh Direct.](#)



READ THE
BURGER KING
CASE STUDY



READ THE
CELEBRITY CRUISES
CASE STUDY



READ THE
TINDER
CASE STUDY



READ THE
SPORTS LEAGUE
CASE STUDY



READ THE
FRESH DIRECT
CASE STUDY

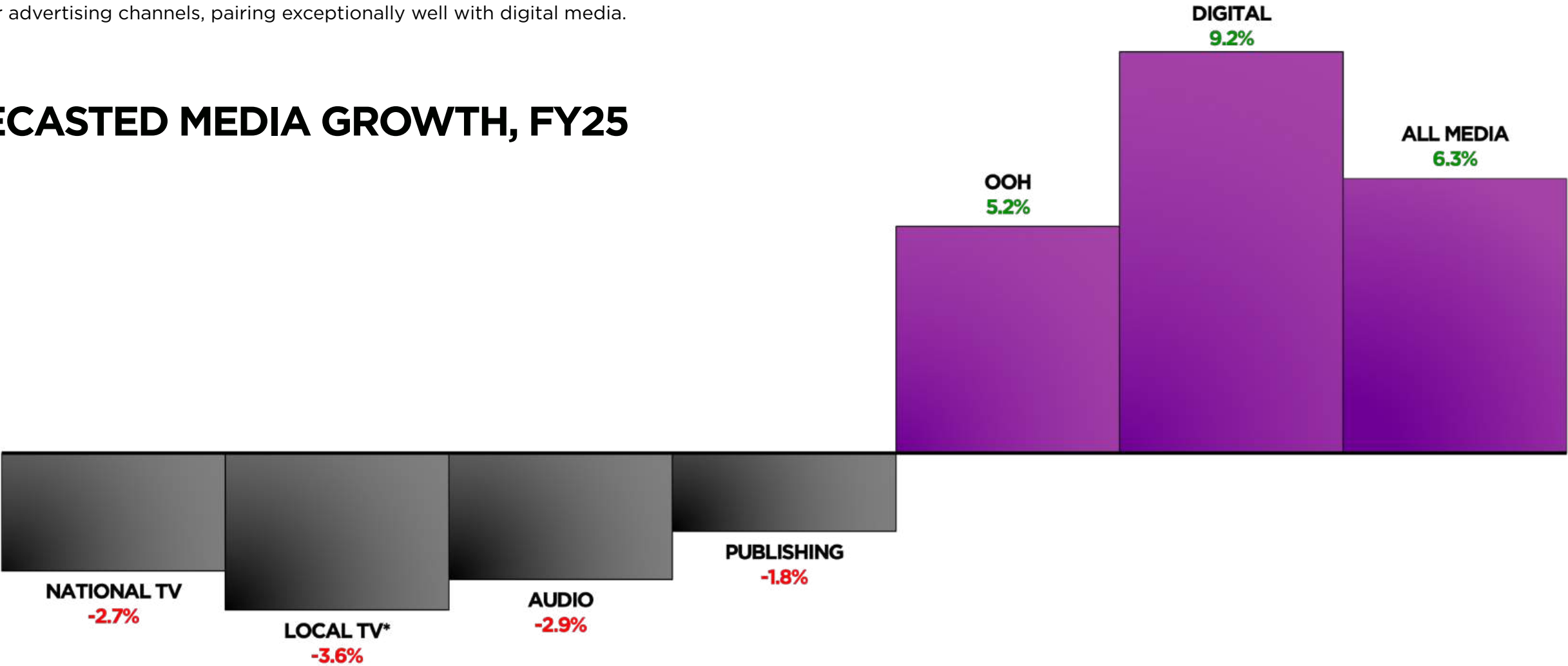
SOURCE: OUTFRONT ATTRIBUTION STUDIES

DISCLAIMER: OF COURSE, THE RESULT OF ANY CASE STUDY ARE SPECIFIC TO ITS FACTS. WE CAN'T GUARANTEE THAT ANY OTHER CAMPAIGN WILL DRIVE SIMILAR RESULTS, INCLUDING INCREASED TRAFFIC, END-USER ACTIVITY (CLICK-THROUGH OR SECONDARY-ACTION RATES), OR REVENUE.

OOH IS MEDIA'S FAVORITE MEDIUM /

OOH is geared for continued growth in 2025. Even better, it is a proven amplifier for all other advertising channels, pairing exceptionally well with digital media.

FORECASTED MEDIA GROWTH, FY25



SOURCE: MAGNA GLOBAL, 2024.
*LOCAL TV EXCLUDES CYCLICAL EVENTS.

TOP 50 MARKETS /

	TOP 50 MARKETS	CBSA POPULATION	BULLETINS	WALLSCAPES	POSTERS & JUNIOR POSTERS	COMMUTER RAIL & SUBWAY	BUSES	STREET FURNITURE	SPECIALTY	MOBILE + SOCIAL NETWORKS
1	New York-Newark et al, NY-NJ-PA	19,357,766	● ●	●	● ●	● ● ●	●	● ●	● ●	●
2	Los Angeles-Long Beach et al, CA	12,773,059	● ●	●	● ●		● ●	● ● ●	● ●	●
3	Chicago et al, IL-IN-WI	9,220,195	● ●	●	● ●	● ● ●			● ●	●
4	Dallas-Fort Worth-Arlington, TX	8,365,633	● ●	●				●	●	●
5	Houston-The Woodlands et al, TX	7,699,970	● ●	●				● ●		●
6	Atlanta-Sandy Springs et al, GA	6,421,346	● ●		● ●			● ●		●
7	Washington et al, DC-VA-MD-WV	6,353,913	●	●		● ● ●	● ●	●		●
8	Miami-Fort Lauderdale et al, FL	6,299,604	● ●	● ●		● ● ●	● ●	● ● ●		●
9	Philadelphia et al, PA-NJ-DE-MD	6,258,409	● ●	●	●					●
10	Phoenix-Mesa-Scottsdale, AZ	5,168,926	● ●		● ●	●	●	●	●	●
11	Boston-Cambridge-Newton, MA-NH	4,936,229	● ●	●	●	● ● ●	● ●	● ●	●	●
12	Riverside et al, CA	4,659,582	● ●		●				●	●
13	San Francisco-Oakland et al, CA	4,572,708	● ●	●	●	● ● ●	● ●	● ●		●
14	Detroit-Warren-Dearborn, MI	4,333,171	● ●	●	●		● ●			●
15	Seattle-Tacoma-Bellevue, WA	4,098,018	●		●					●
16	Minneapolis et al, MN-WI	3,730,656	● ●	●	●				● ●	●
17	Tampa-St. Petersburg et al, FL	3,419,498	● ●	●	●			●	● ●	●
18	San Diego-Carlsbad, CA	3,279,593	● ●	●	●				● ●	●
19	Denver-Aurora-Lakewood, CO	3,033,651	● ●	●	●					●
20	Orlando-Kissimmee-Sanford, FL	2,909,696	● ●		●	●				●
21	Baltimore-Columbia-Towson, MD	2,835,809	●							●
22	St. Louis, MO-IL	2,793,090	● ●	●	● ●					●
23	San Antonio-New Braunfels, TX	2,761,788	● ●							●
24	Portland-Vancouver et al, OR-WA	2,504,222	● ●	●	● ●					●
25	Sacramento-Roseville et al, CA	2,413,840	● ●		● ●					●

● INDICATES OUTFRONT MEDIA AVAILABLE ● INDICATES DIGITAL MEDIA AVAILABLE ● INDICATES WRAPPED MEDIA AVAILABLE

NOTE: TOP 50 MARKETS BASED ON OUTFRONT INVENTORY AND POPULATION COUNT
SOURCE: CENSUS DATA (2024 UPDATE).

TOP 50 MARKETS /

	TOP 50 MARKETS	CBSA POPULATION	BULLETINS	WALLSCAPES	POSTERS & JUNIOR POSTERS	COMMUTER RAIL & SUBWAY	BUSES	STREET FURNITURE	SPECIALTY	MOBILE + SOCIAL NETWORKS
26	Pittsburgh, PA	2,410,277	● ●							●
27	Las Vegas-Henderson-Paradise, NV	2,369,486	● ●				● ●	● ● ●	● ●	●
28	Cincinnati, OH-KY-IN	2,290,416	●							●
29	Kansas City, MO-KS	2,240,831	● ●	●	●					●
30	Columbus, OH	2,208,373	● ●	●	●			●		●
31	Indianapolis-Carmel-Anderson, IN	2,166,851	● ●	●	●				● ●	●
32	Cleveland-Elyria, OH	2,155,276	● ●	●						●
33	Nashville-Davidson et al, TN	2,153,421	● ●							●
34	San Jose-Sunnyvale et al, CA	1,952,656	● ●		●	● ● ●	● ●	● ●		●
35	Virginia Beach et al, VA-NC	1,795,437	●					● ●		●
36	Jacksonville, FL	1,779,779	● ●							●
37	Providence-Warwick, RI-MA	1,683,645	● ●							●
38	Raleigh, NC	1,555,961	●							●
39	Richmond, VA	1,372,170	●							●
40	Louisville et al, KY-IN	1,371,917	● ●		●			● ●	● ●	●
41	Memphis, TN-MS-AR	1,333,544	● ●							●
42	Fresno, CA	1,179,207	● ●		● ●					●
43	Grand Rapids-Wyoming, MI	1,172,184	● ●		● ●					●
44	Hartford-West Hartford et al, CT	1,157,215	● ●		● ●	●				●
45	Buffalo-Cheektowaga et al, NY	1,152,213	●							●
46	Rochester, NY	1,048,543	●							●
47	Bridgeport-Stamford-Norwalk, CT	955,414	●			●				●
48	New Orleans-Metairie, LA	943,633	● ●	● ●	● ●					●
49	Albany-Schenectady-Troy, NY	907,810	●							●
50	Worcester, MA-CT	872,485	●							●

● INDICATES OUTFRONT MEDIA AVAILABLE ● INDICATES DIGITAL MEDIA AVAILABLE ● INDICATES WRAPPED MEDIA AVAILABLE

NOTE: TOP 50 MARKETS BASED ON OUTFRONT INVENTORY AND POPULATION COUNT
SOURCE: CENSUS DATA (2024 UPDATE).

IMPACT WHERE IT MATTERS: MEDIA ACROSS THE U.S.A. /

YOUR STORY & AUDIENCE. OUR CANVAS.

MEDIA FORMATS /

BILLBOARDS 13

BULLETINS 14

POSTERS 16

STREET FURNITURE 17

SHELTERS 18

BIKE SHARE 19

URBAN PANELS 20

KIOSKS 21

TRANSIT 22

BUS EXTERIORS & INTERIORS 23

RAIL & SUBWAY EXTERIORS 24

RAIL & SUBWAY INTERIORS 25

RAIL & SUBWAY STATIONS 26

LIVEBOARDS* 27

LIVECARD MAX 28

SPECIALTY 29

LIFESTYLE CENTERS 30

SECOND SCREEN MEDIA 31

MOBILE NETWORK 32

SOCIAL MEDIA INTEGRATION 33



*NOTE: ALSO IN LIFESTYLE CENTERS

BILLBOARDS



BULLETINS

OUTFRONT

Bulletins are the most traditional and ubiquitous billboard format. They are typically located on **key highways, intersections and at integral traffic choke points** throughout the U.S.. Bulletin advertising provides your message long-term presence and tremendous visibility by vehicular traffic. Available in digital and static formats.

Since out of home generates an average of 12 seconds of attention, **it's 5.9x more likely to be committed to long-term memory** compared to digital formats.

And since **78% of consumers encounter and notice digital bulletins** on the path to purchase, they directly impact purchase decisions for more than half.

LOCATED IN THE
TOP 50 MARKETS



SCAN OR CLICK TO
LEARN MORE





WALLSCAPES

Affixed to buildings in heavily trafficked areas and visible from a great distance, wallscapes provide **maximum impact** for creative messages. Wallscapes are **perfect for penetrating urban centers** and vary in size, providing endless creative options.

CITIES

- Boston, MA
- Chicago, IL
- Cleveland, OH
- Columbus, OH
- Dallas, TX
- Denver, CO
- Detroit, MI
- Fairfield, NJ
- Houston, TX
- Indianapolis, IN
- Kansas City, MO-KS
- Los Angeles, CA
- Miami, FL
- Minneapolis, MN
- New Orleans, LA
- New York, NY
- Philadelphia, PA
- Portland, OR
- San Diego, CA
- San Francisco, CA
- St. Louis, MO
- Washington, DC



POSTERS

SCAN OR CLICK
TO LEARN MORE



Located on major arterials and surface streets, Posters allow advertisers to **completely saturate** their chosen markets in a cost efficient way. Jr. Posters, positioned along secondary roadways, and in urban areas extend brand awareness on the local level. These smaller canvas allows these signs to infiltrate in **local neighborhoods**, where Billboards are zoned out. Available in digital and static formats.

CITIES

- | | | | | |
|----------------|--------------------|---------------------|---------------------|-----------------|
| — Atlanta, GA | — Flint, MI | — Los Angeles, CA | — Orlando, FL | — Seattle, WA |
| — Boston, MA | — Fort Wayne, IN | — Louisville, KY | — Philadelphia, PA | — St. Louis, MO |
| — Chicago, IL | — Fresno, CA | — Minneapolis, MN | — Phoenix, AZ | — Tampa, FL |
| — Columbus, GA | — Grand Rapids, MI | — New Orleans, LA | — Portland, OR | |
| — Columbus, OH | — Hartford, CT | — New Jersey, NJ | — Sacramento, CA | |
| — Denver, CO | — Indianapolis, IN | — New York, NY | — San Diego, CA | |
| — Detroit, MI | — Kansas City, MO | — Orange County, CA | — San Francisco, CA | |

STREET FURNITURE

SHELTERS

Bus shelters are located at **key consumer convergence points** throughout selected markets, following bus routes in urban areas, and all the way into residential neighborhoods. **24/7 illumination provides round-the-clock visibility** to both pedestrian & vehicular traffic.

Leverage long dwell times and add a dynamic component to your messaging. Utilize AR, sound or smell additions, build outs, or QR codes to **increase impact with your audiences.**

CITIES

- Atlanta, GA
- Las Vegas, NV
- Los Angeles, CA
- Louisville, KY
- Miami, FL
- Phoenix, AZ
- San Francisco, CA
- West Palm Beach, FL



SCAN OR CLICK TO
LEARN MORE



OUTFRONT

BIKE SHARE

Increasingly, bike shares are becoming part of the urban commute in top cities. 2023 saw a record 157 million trips on shared bikes, e-bikes, and scooters nationwide. These units attract a **younger, environmentally friendly consumer**. Connect your brand message to the **elusive Millennial demographic** in the most desirable urban neighborhoods.

CITIES

- Columbus, OH
- Hoboken, NJ
- Los Angeles, CA
- Washington, DC



SCAN OR CLICK TO
LEARN MORE

OUTFRONT



PERMIT #76107
LYFT



URBAN PANELS

Situated above subway entrances, urban panels are the most **dominant and vibrant street-level displays**, allowing for an **unrivalled connection** with your target audience. Available in video, digital, and static formats.

CITIES

- Boston, MA
- New York, NY

SCAN OR CLICK
TO LEARN MORE





KIOSKS

Located on primary streets in **high-profile, highly desired urban areas**, Kiosks provide coverage in areas zoned out to other media. This gives advertisers the **opportunity to stand out and target audiences** in areas with minimal advertising, at a high frequency.

CITIES

- Dallas, TX
- Houston, TX
- Las Vegas, NV
- Los Angeles, CA
- Louisville, KY
- San Francisco, CA
- Tampa, FL

TRANSIT



BUS EXTERIORS & INTERIORS

Buses serve as ‘rolling billboards’ traveling in and around densely populated city streets, leaving a lasting impression on pedestrians, motorists, and passengers (hello long dwell time!). Eye-level bus exterior ads provide maximum exposure for your brand. Multiple enhancement options include extension, headliners, and full wraps. While bus interior allows you to maximize on long dwell time with a captive audience.

CITIES

- Boston, MA
- Detroit, MI
- Flint, MI
- Lansing, MI
- Las Vegas, NV
- Los Angeles, CA
- Miami, FL
- New York, NY
- Orange County, CA
- Phoenix, AZ
- San Francisco, CA
- Washington, DC

RAIL & SUBWAY EXTERIORS

Make a **huge impact** with rail exterior media. **Influence riders, onlookers, vehicular traffic alike**, as they are waiting trains to arrive or alongside **major highways**.

CITIES

- Boston, MA
- Chicago, IL
- Miami, FL
- New York, NY
- Orange County, CA
- Phoenix, AZ
- San Francisco, CA
- Washington, DC

SCAN OR CLICK
TO LEARN MORE





RAIL & SUBWAY INTERIORS

SCAN OR CLICK
TO LEARN MORE



Reach a **captive audience** on their average **33-minute daily commute*** each way. Want a bigger presence? A brand car offers advertisers the unique opportunity to completely **own the inside of the subway or rail car**.

CITIES

- Boston, MA
- Chicago, IL
- Miami, FL
- New Haven, CT
- New York, NY
- Phoenix, AZ
- San Francisco, CA
- Washington, DC



Everything
goes with
Green.



RAIL & SUBWAY STATIONS

SCAN OR CLICK
TO LEARN MORE



Deliver your message to the **hard-to-reach commuter audience** with high impact subway ads! Tell your story through car cards, station platform posters, Liveboards, floor graphics, and turnstiles. Many **startups and millennial facing brands** are already using subway media to **build their brands**.

[Learn how you can own the station with OUTFRONT.](#)

CITIES

- Boston, MA
- Chicago, IL
- Hartford, CT
- Miami, FL
- New York, NY
- Orlando, FL
- San Francisco, CA
- San Jose, CA
- Washington, DC



LIVEBOARDS

Liveboards offer advertisers endless creative opportunities to engage audiences, from full motion video to sync. Strategically positioned in the highest traffic stations in major market transit hubs and lifestyle centers, this scale allows advertisers to make a high impact in a specific neighborhood or cross market.

OUTFRONT Moments is our content platform, curated to engage commuters, driving more eyeballs to our canvases and your messaging.

CITIES

- Boston, MA
- Los Angeles, CA
- Miami, FL
- Minneapolis, MN
- New York, NY
- Rochester, MN
- San Francisco, CA
- Washington, DC



SCAN OR CLICK
TO LEARN MORE





LIVECARD MAX

Introducing **Livocard MAX**, a new emerging transit digital format that brings the power of digital into transit cars providing a one-of-a-kind experience to reach on-the-go commuters, city-dwellers and tourists alike. The captivating environment provides innovative brand storytelling opportunities and enables advertisers to drive consumer engagement via OUTFRONT's new dynamic in-car digital screens.

PRODUCT INFORMATION

- 465 Subway Cars
- Size: 26.49" Portrait and 47.8" Landscape Screens
- Spot Length: 15 Seconds
- Loop Length: 180 Seconds
- Screen counts vary by rail car series
- Advertisers: 10 (2 Spots reserved for MTA)
- Hours: 24/7
- Full Motion Video/Digital Static (No Audio)

SCAN OR CLICK
TO LEARN MORE



SPECIALTY

LIFESTYLE CENTERS

Impact the **highly affluent community**, while they are in a shopping frame of mind, through one of our lifestyle centers.

CITIES

- Dallas, TX
- Las Vegas, NV
- Los Angeles, CA
- Minneapolis-St. Paul, MN
- New Orleans, LA
- New York, NY
- Orange County, CA
- Rochester, MN
- San Diego, CA



SCAN OR CLICK TO
LEARN MORE



BACK TO MEDIA FORMATS

COPYRIGHT © 2025 OUTFRONT MEDIA INC. ALL RIGHTS RESERVED LAST REVISED 4/3/2025

CREATURES
OF THE NIGHT
at ZOO TAMPA

SECOND SCREEN MEDIA

OUTFRONT

4241B

LET'S GET OUT THERE.



ST.PETE
CLEARWATER
FLORIDA

OUTFRONT

MOBILE NETWORK

Combine the power of OOH with mobile to create **new engagement opportunities** with your target audience. Targets the right users by **geofencing your OOH and strategic locations, target by behavior, then create message frequency** with this audience through retargeting. Proximity targeting technology **enables mobile ad activation for users within a geographical boundary**. These virtual perimeters are created around **real-world locations** defined as lats/longs, addresses, points of interest, zip codes, cities, DMAs, states, or nationwide.

PRODUCTS

- Proximity Targeting
- Retargeting
- Behavioral or Brand Targeting
- Transit System Audience Targeting

**LOCATED IN THE
TOP 50 MARKETS**



SCAN OR CLICK
TO LEARN MORE



LEVERAGING #sOOH FOR YOUR BRAND

There's a phenomenon of digital amplification and engagement that occurs when the right creative is placed in the right location. We call it social out of home (#sOOH). At OUTFRONT, we're experts in setting brands and local businesses up for social success. Here's how we can help.

PRIME FOR A TIME

Throughout the year, a handful of iconic events achieve a level of cultural clout so powerful that they magnify the prestige of the area they are located and any brand advertising in that locale. **Prime for a Time** is a strategy to access OOH media to amplify awareness and elevate brand image during these cultural moments.

STUDIOS & XLABS

The right creative is the second piece of the #sOOH puzzle. STUDIOS, our award-winning in-house design agency, can help. And for brands looking to really get people talking, our XLabs team offers technologies like three-dimensional XScape spatial creative and interactive QRad responsive content control.

INFLUENCERS

Three in ten are more likely to purchase something with a familiar influencer in an out of home ad, while four in ten would repost the ad. We can help find the right influencers to reach the audience who matters most to you.

Out of home drives 7x more social posts, 5.9x more social searches, 6.5x more video posts, and 5.7x more video searches than other mediums, dollar for dollar.

SOURCES: MORNING CONSULT, 2023; COMSCORE, 2022; NUVI, 2022



COPYRIGHT © 2025 OUTFRONT MEDIA INC. ALL RIGHTS RESERVED LAST REVISED 4/3/2025



OUTFRONT

WE GET YOU AMERICA

[OUTFRONT.COM](https://outfront.com)

99 PARK AVENUE, NEW YORK, NY 10016

[INSTAGRAM](#) | [YOUTUBE](#) | [LINKEDIN](#) | [X](#) | [FACEBOOK](#)