

# OUTFRONT/

# WE GET YOU **ST. LOUIS.**

## Media Across The Market



ST. LOUIS, MO-IL  
314.524.0800

COPYRIGHT © 2025 OUTFRONT MEDIA INC. ALL RIGHTS RESERVED LAST REVISED 4/10/2025

# WE ARE OUTFRONT/

At OUTFRONT, we understand that to brands, audiences are everything. Our media impact people where and when it matters most: in the real world. Smart brands leverage out of home's power of TLC by combining technology, location, and creativity to drive meaningful connections with their target audiences.

We continue to add intelligence to OOH, making our media more accurate, agile, and accountable. Our insights suite and attribution solutions were designed to reach your desired audience and measure your campaign's impact on them.

We are OUTFRONT by name and nature. We are everywhere, empowering businesses to leverage our ubiquity (500K canvases and 14.1B weekly impressions), our national footprint (top 25 markets), and our local relevance and community connections. We are front and center in the places your consumers live, work, and play, from neighborhoods to urban centers, from transit hubs to busier-than-ever highways and roads.

OOH is today's most creative medium. All OUTFRONT clients have access to our Cannes Lions award-winning in-house creative agencies to develop the right messaging and campaigns to drive positive outcomes. Champion the power of America's biggest canvases to drive engagement, fame, and trust.

As the most visible media platform in America, we understand our role in creating cultural impact. That's why we are dedicated to helping people, places, and businesses grow stronger.

**Welcome to America's most visible  
and versatile media network.**

**Welcome to OUTFRONT.  
We get you America.**

ST. LOUIS, MO-IL  
314.524.0800  
SOURCE: GEOPATH

OUTFRONT/



COPYRIGHT © 2025 OUTFRONT MEDIA INC. ALL RIGHTS RESERVED LAST REVISED 4/10/2025



# WE LEAD IN THE ART, SCIENCE, & AUTOMATION OF OOH /

OUTFRONT



## ART

Creative drives 70% of an ad's effectiveness. OUTFRONT delivers the best assets in the country, serving as the perfect blank canvas for your brand story, illustrated through big, bold, and beautiful creative. Tap into our award-winning creative agencies for best-in-class creative services, campaign development, and dynamic digital additions.

## SCIENCE

Tech advancements are a priority for OUTFRONT. We have the right hardware, software, and data to ensure your campaign is targeted, efficient, and trackable. We know reaching the right people is a top priority. That's why we use syndicated research, proprietary geospatial data, and real-time mobile data to find audience segments IRL. We also know that measurement matters. So, we have an attribution model that is scalable to different business needs.

## AUTOMATION

Automation is transforming digital out of home buying. Access OUTFRONT's digital inventory and automate the DOOH buying process programmatically or via the OUTFRONT Ad Server, for a managed service experience. Both approaches include the ability to easily activate complex digital campaigns at scale, which may include data conditions, impression or audience targeting, and dayparting.

ST. LOUIS, MO-IL  
314.524.0800

SOURCE: JIM SPAETH: CREATIVE ACCOUNTS FOR 70% OF OUT OF HOME AD ROI.

COPYRIGHT © 2025 OUTFRONT MEDIA INC. ALL RIGHTS RESERVED LAST REVISED 4/10/2025

# OOH DRIVES SUCCESS /

OUTFRONT/

OOH IS A POWERFUL MEDIUM WITH PROVEN SUCCESS IN DRIVING DESIRABLE BRAND OUTCOMES ACROSS THE PURCHASE FUNNEL. THIS LAYERED WITH ITS LOW CPM MAKE IT AN EFFECTIVE AND EFFICIENT ADDITION TO ANY MEDIA PLAN.

## AWARENESS

OOH performs best for awareness across all demographics, while also ranking as the **#1 preferred media format for Millennials and GenZ**. Characteristics like massive reach, trustworthiness, and highly visual canvases contribute to OOH ranking highest against all other media in this KPI.

## CONSIDERATION

People take action after seeing out of home, whether in real life or digitally. In fact, **OOH drives 5.3X more search queries and 5X more website visits** than any other media. Often along the path to purchase, OOH drives people into brick-and-mortar locations and the checkout line.

## CONVERSION

OOH demonstrates superior performance in awareness and nearly identical numbers with social media in consideration and conversion rates. With significantly lower CPMs than other mediums, OOH offers the dual advantage of cost-effectiveness and widespread impact. Evidenced by **eBay's 27% surge in ad revenue** post-transition to a "full-funnel" marketing approach, the potency of OOH in driving conversions is undeniable.

### AWARENESS<sup>1</sup>

**43% OOH**  
**33% TV**  
**32% Social Media**  
**26% Online Video**

### CONSIDERATION<sup>1</sup>

**23% OOH**  
**24% TV**  
**24% Social Media**  
**21% Online Video**

### CONVERSION<sup>1</sup>

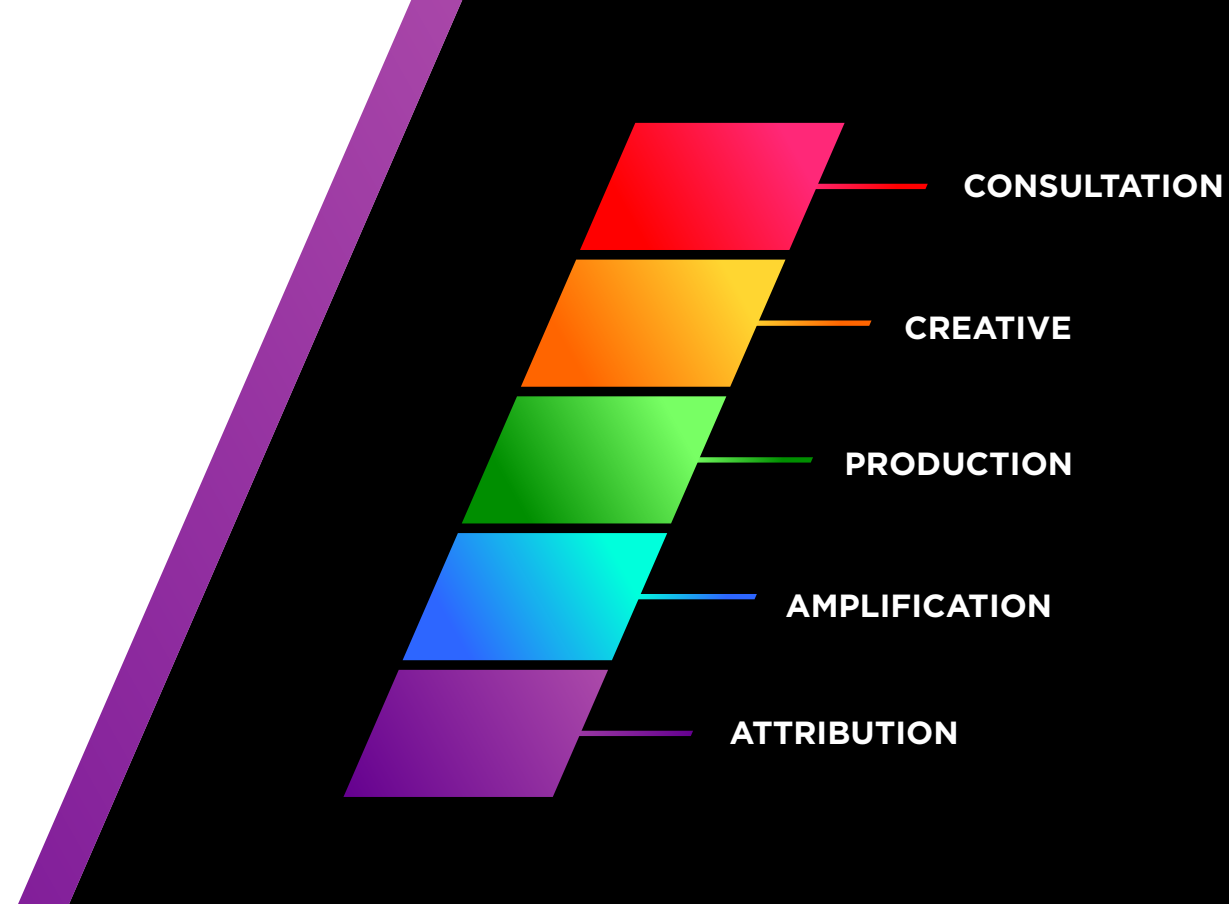
**18% OOH**  
**18% TV**  
**20% Social Media**  
**13% Online Video**



# LEVERAGE OUR EDGE /

OUTFRONT'S 360° PARTNERSHIP  
APPROACH ENSURES YOU GET  
THE EDGE ON YOUR COMPETITION.

OUTFRONT/



## CONSULTATION

### DEFINING YOUR CAMPAIGN

Tap into smartSCOUT™, Geopath, or StreetMetrics to find the best canvases to reach your audience. Prefer to automate the buying process? 7,000+ digital billboard and transit canvases available on top SSP and DSP platforms, plus OUTFRONT's Ad Server.

## CREATIVE

### THE MOST CREATIVE OF ALL MEDIUMS

XLabs and OUTFRONT STUDIOS design Cannes Lions and industry award-winning campaigns. Together, we can aid in anything from best practices to full campaign development, or integrate the latest dynamic digital elements.

## PRODUCTION

### LAUNCHING YOUR CAMPAIGN

Let's launch your brand story! With a full in-house operations team, your campaign will hit the streets in an impactful way.

## AMPLIFICATION

### TAKING YOUR MESSAGE FROM IRL TO URL

OOH is the best primer for all things digital, including search, social, and mobile. Our communications team can amplify your real world campaign through press, social OOH, and mobile reach.

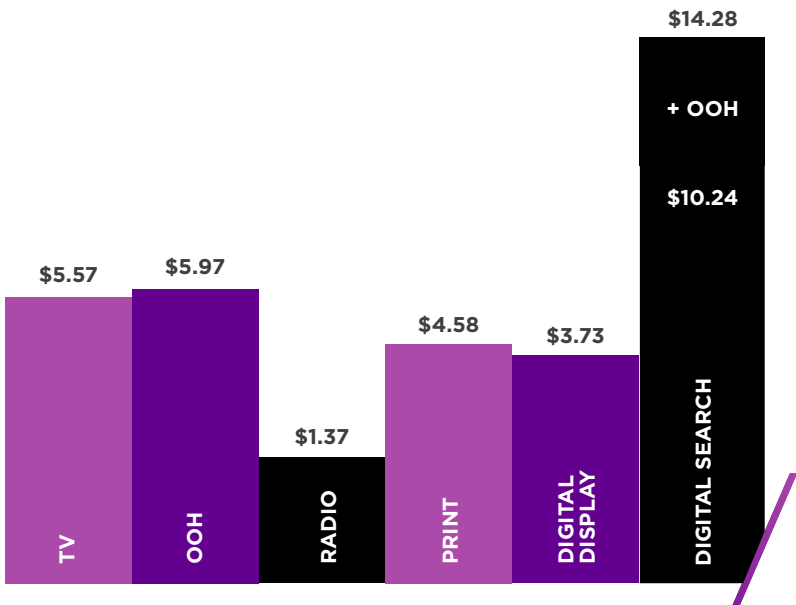
## ATTRIBUTION

### TRACKING SUCCESS

Our suite of attribution solutions can track your campaign's success based on KPIs like footfall, website visitation, app downloads, tune-in, and brand affinity.

# AMPLIFICATION MATTERS/

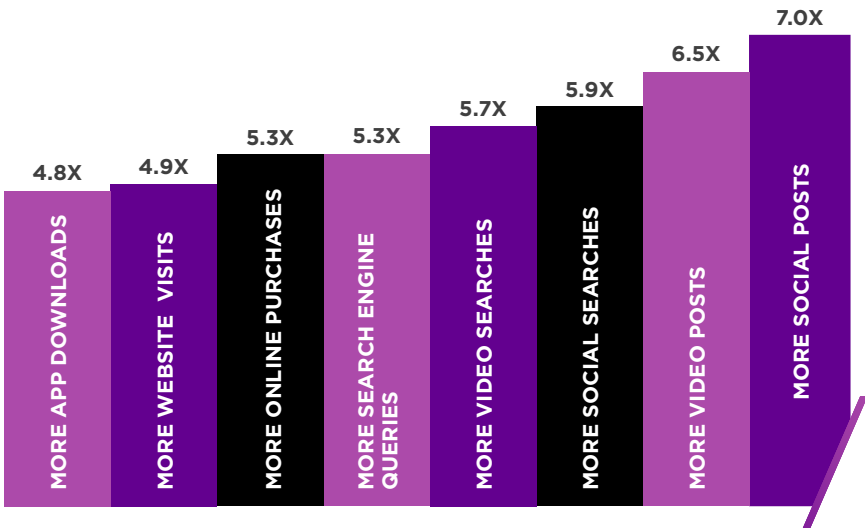
OUTFRONT is the best primer for digital engagement.



## SEARCH

When out of home is added to the media mix, it **increases search’s return on ad spend by 40%**. That’s because **41% of consumers** search for a brand after viewing out of home ads. Dollar for dollar, that’s **5.3x the performance** of other media.

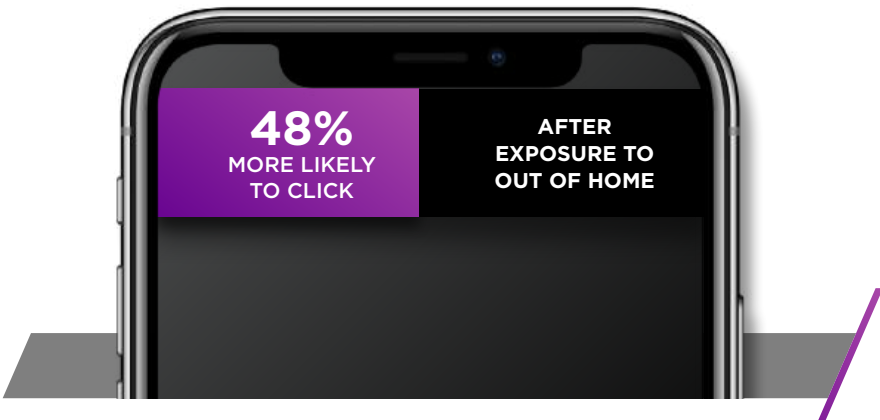
Combining billboard and transit media helped finance brand Inter&Co drive a **100X increase** in branded search.



## SOCIAL

Out of home drives 7X more social posts than any other medium, per ad dollar spent. It also drives **6.5X more video posts** and **5.9X more social searches**. Plus, one in four Americans have posted an OOH ad to their Instagram.

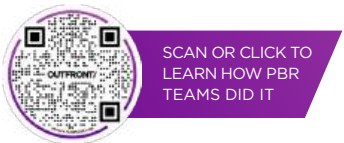
Sony and Olivia Rodrigo partnered on earbuds and a limited-edition MetroCard drop; **the Internet went wild**.



## MOBILE

Out of home inspires us to take out our phones and do something – like click a mobile ad. Consumers are **48% more likely to engage** with a mobile ad after exposure to the same ad via OOH.

PBR Teams expanded to eight markets after its first OOH campaign captivated Kansas City, **boosting ticket sales**.





# ATTRIBUTION MATTERS/

OUTFRONT/

OUTFRONT'S COMPREHENSIVE SOLUTIONS STACK PROVIDES FLEXIBILITY TO CHOOSE THE **ATTRIBUTION PRODUCTS THAT BEST ALIGN WITH YOUR KPIs.**



## FOOTFALL

Footfall uses a consumer's physical behavior to track incremental store and on-site visits and link them to out of home campaigns they have viewed. OUTFRONT has seen an average lift of 131% for those exposed to OOH.

[Learn how we drove a 164% lift in store traffic to 200 Burger King locations.](#)



## WEBSITE

Online conversion tracking identifies when a consumer is exposed to OOH advertising and then visits the corresponding brand's website or mobile app. OUTFRONT continues to drive the strongest digital conversion, with an average lift of 345% in website traffic for those exposed to the OOH.

[Read how we drove website traffic for Celebrity Cruises.](#)



## APP DOWNLOAD

We leverage a post-back to observe which mobile devices have downloaded and used the app after exposure to the OOH campaign.

[See how we increased likelihood to download the Tinder app.](#)



## TUNE-IN

Devices exposed to OOH ads are mapped to households that viewed a specific program, measuring tune-in lift.

[See how we drove tune-in for a major sports league.](#)



## BRAND LIFT

On-site mobile surveying provides brands with the opportunity to understand how audiences are responding to OOH creative. We measure attributes like awareness, ad recall, brand affinity, and intent to buy. OOH continues to drive stronger ad recall and brand awareness than all other measured media.

[Learn how we increased unaided brand awareness for Fresh Direct.](#)



READ THE  
BURGER KING  
CASE STUDY



READ THE  
CELEBRITY CRUISES  
CASE STUDY



READ THE  
TINDER  
CASE STUDY



READ THE  
SPORTS LEAGUE  
CASE STUDY



READ THE  
FRESH DIRECT  
CASE STUDY

SOURCE: OUTFRONT ATTRIBUTION STUDIES

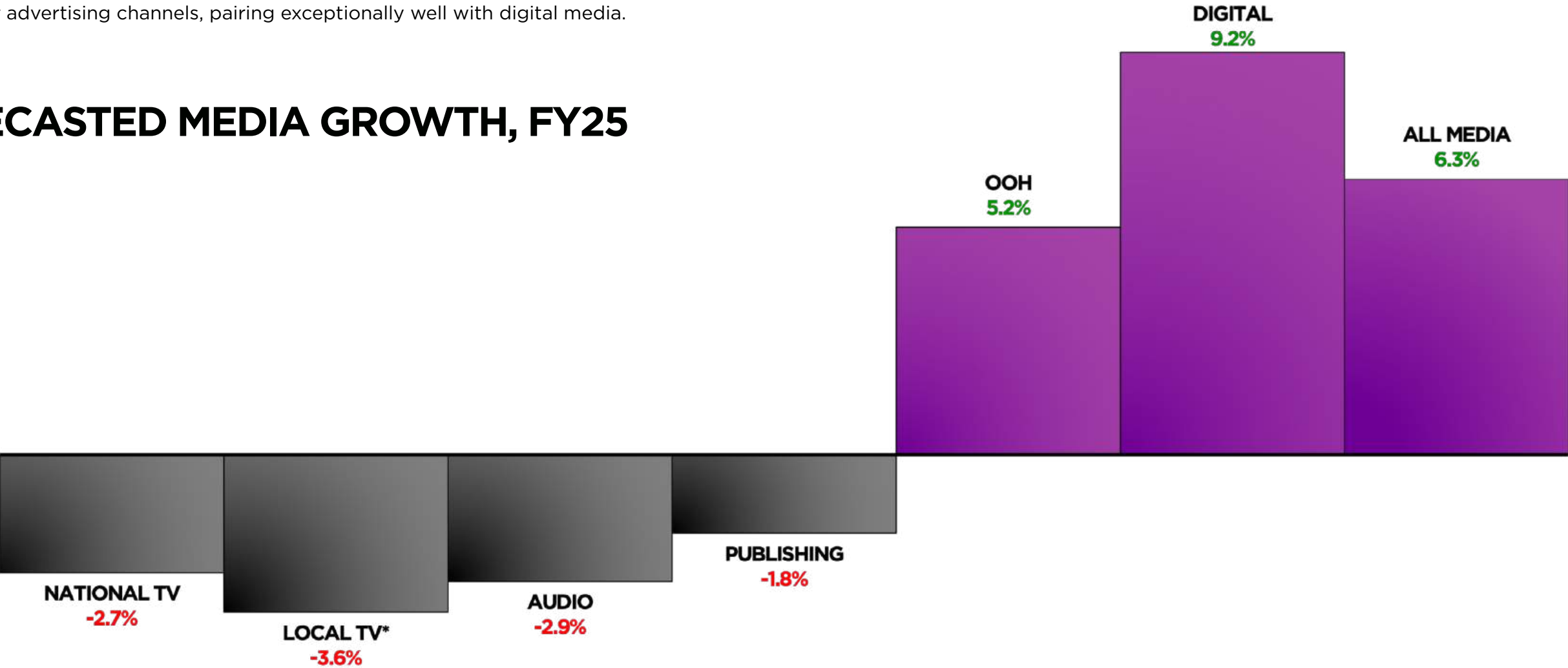
DISCLAIMER: OF COURSE, THE RESULT OF ANY CASE STUDY ARE SPECIFIC TO ITS FACTS. WE CAN'T GUARANTEE THAT ANY OTHER CAMPAIGN WILL DRIVE SIMILAR RESULTS, INCLUDING INCREASED TRAFFIC, END-USER ACTIVITY (CLICK-THROUGH OR SECONDARY-ACTION RATES), OR REVENUE.



# OOH IS MEDIA'S FAVORITE MEDIUM /

OOH is geared for continued growth in 2025. Even better, it is a proven amplifier for all other advertising channels, pairing exceptionally well with digital media.

## FORECASTED MEDIA GROWTH, FY25



SOURCE: MAGNA GLOBAL, 2024.  
\*LOCAL TV EXCLUDES CYCLICAL EVENTS.



# IMPACT WHERE IT MATTERS: MEDIA ACROSS THE U.S.A. /

YOUR STORY & AUDIENCE. OUR CANVAS.



# TOP 50 MARKETS /

|    | TOP 50 MARKETS                   | CBSA<br>POPULATION | BULLETINS | WALLSCAPES | POSTERS &<br>JUNIOR POSTERS | COMMUTER RAIL<br>& SUBWAY | BUSES | STREET FURNITURE | SPECIALTY | MOBILE + SOCIAL<br>NETWORKS |
|----|----------------------------------|--------------------|-----------|------------|-----------------------------|---------------------------|-------|------------------|-----------|-----------------------------|
| 1  | New York-Newark et al, NY-NJ-PA  | 19,357,766         | ● ●       | ●          | ● ●                         | ● ● ●                     | ●     | ● ●              | ● ●       | ●                           |
| 2  | Los Angeles-Long Beach et al, CA | 12,773,059         | ● ●       | ●          | ● ●                         |                           | ● ●   | ● ● ●            | ● ●       | ●                           |
| 3  | Chicago et al, IL-IN-WI          | 9,220,195          | ● ●       | ●          | ● ●                         | ● ● ●                     |       |                  | ● ●       | ●                           |
| 4  | Dallas-Fort Worth-Arlington, TX  | 8,365,633          | ● ●       | ●          |                             |                           |       | ●                | ●         | ●                           |
| 5  | Houston-The Woodlands et al, TX  | 7,699,970          | ● ●       | ●          |                             |                           |       | ● ●              |           | ●                           |
| 6  | Atlanta-Sandy Springs et al, GA  | 6,421,346          | ● ●       |            | ● ●                         |                           |       | ● ●              |           | ●                           |
| 7  | Washington et al, DC-VA-MD-WV    | 6,353,913          | ●         | ●          |                             | ● ● ●                     | ● ●   | ●                |           | ●                           |
| 8  | Miami-Fort Lauderdale et al, FL  | 6,299,604          | ● ●       | ● ●        |                             | ● ● ●                     | ● ●   | ● ● ●            |           | ●                           |
| 9  | Philadelphia et al, PA-NJ-DE-MD  | 6,258,409          | ● ●       | ●          | ●                           |                           |       |                  |           | ●                           |
| 10 | Phoenix-Mesa-Scottsdale, AZ      | 5,168,926          | ● ●       |            | ● ●                         | ●                         | ●     | ●                | ●         | ●                           |
| 11 | Boston-Cambridge-Newton, MA-NH   | 4,936,229          | ● ●       | ●          | ●                           | ● ● ●                     | ● ●   | ● ●              | ●         | ●                           |
| 12 | Riverside et al, CA              | 4,659,582          | ● ●       |            | ●                           |                           |       |                  | ●         | ●                           |
| 13 | San Francisco-Oakland et al, CA  | 4,572,708          | ● ●       | ●          | ●                           | ● ● ●                     | ● ●   | ● ●              |           | ●                           |
| 14 | Detroit-Warren-Dearborn, MI      | 4,333,171          | ● ●       | ●          | ●                           |                           | ● ●   |                  |           | ●                           |
| 15 | Seattle-Tacoma-Bellevue, WA      | 4,098,018          | ●         |            | ●                           |                           |       |                  |           | ●                           |
| 16 | Minneapolis et al, MN-WI         | 3,730,656          | ● ●       | ●          | ●                           |                           |       |                  | ● ●       | ●                           |
| 17 | Tampa-St. Petersburg et al, FL   | 3,419,498          | ● ●       | ●          | ●                           |                           |       | ●                | ● ●       | ●                           |
| 18 | San Diego-Carlsbad, CA           | 3,279,593          | ● ●       | ●          | ●                           |                           |       |                  | ● ●       | ●                           |
| 19 | Denver-Aurora-Lakewood, CO       | 3,033,651          | ● ●       | ●          | ●                           |                           |       |                  |           | ●                           |
| 20 | Orlando-Kissimmee-Sanford, FL    | 2,909,696          | ● ●       |            | ●                           | ●                         |       |                  |           | ●                           |
| 21 | Baltimore-Columbia-Towson, MD    | 2,835,809          | ●         |            |                             |                           |       |                  |           | ●                           |
| 22 | St. Louis, MO-IL                 | 2,793,090          | ● ●       | ●          | ● ●                         |                           |       |                  |           | ●                           |
| 23 | San Antonio-New Braunfels, TX    | 2,761,788          | ● ●       |            |                             |                           |       |                  |           | ●                           |
| 24 | Portland-Vancouver et al, OR-WA  | 2,504,222          | ● ●       | ●          | ● ●                         |                           |       |                  |           | ●                           |
| 25 | Sacramento-Roseville et al, CA   | 2,413,840          | ● ●       |            | ● ●                         |                           |       |                  |           | ●                           |

● INDICATES OUTFRONT MEDIA AVAILABLE ● INDICATES DIGITAL MEDIA AVAILABLE ● INDICATES WRAPPED MEDIA AVAILABLE

NOTE: TOP 50 MARKETS BASED ON OUTFRONT INVENTORY AND POPULATION COUNT  
SOURCE: CENSUS DATA (2024 UPDATE).



# TOP 50 MARKETS /

|    | TOP 50 MARKETS                   | CBSA POPULATION | BULLETINS | WALLSCAPES | POSTERS & JUNIOR POSTERS | COMMUTER RAIL & SUBWAY | BUSES | STREET FURNITURE | SPECIALTY | MOBILE + SOCIAL NETWORKS |
|----|----------------------------------|-----------------|-----------|------------|--------------------------|------------------------|-------|------------------|-----------|--------------------------|
| 26 | Pittsburgh, PA                   | 2,410,277       | ● ●       |            |                          |                        |       |                  |           | ●                        |
| 27 | Las Vegas-Henderson-Paradise, NV | 2,369,486       | ● ●       |            |                          |                        | ● ●   | ● ● ●            | ● ●       | ●                        |
| 28 | Cincinnati, OH-KY-IN             | 2,290,416       | ●         |            |                          |                        |       |                  |           | ●                        |
| 29 | Kansas City, MO-KS               | 2,240,831       | ● ●       | ●          | ●                        |                        |       |                  |           | ●                        |
| 30 | Columbus, OH                     | 2,208,373       | ● ●       | ●          | ●                        |                        |       | ●                |           | ●                        |
| 31 | Indianapolis-Carmel-Anderson, IN | 2,166,851       | ● ●       | ●          | ●                        |                        |       |                  | ● ●       | ●                        |
| 32 | Cleveland-Elyria, OH             | 2,155,276       | ● ●       | ●          |                          |                        |       |                  |           | ●                        |
| 33 | Nashville-Davidson et al, TN     | 2,153,421       | ● ●       |            |                          |                        |       |                  |           | ●                        |
| 34 | San Jose-Sunnyvale et al, CA     | 1,952,656       | ● ●       |            | ●                        | ● ● ●                  | ● ●   | ● ●              |           | ●                        |
| 35 | Virginia Beach et al, VA-NC      | 1,795,437       | ●         |            |                          |                        |       | ● ●              |           | ●                        |
| 36 | Jacksonville, FL                 | 1,779,779       | ● ●       |            |                          |                        |       |                  |           | ●                        |
| 37 | Providence-Warwick, RI-MA        | 1,683,645       | ● ●       |            |                          |                        |       |                  |           | ●                        |
| 38 | Raleigh, NC                      | 1,555,961       | ●         |            |                          |                        |       |                  |           | ●                        |
| 39 | Richmond, VA                     | 1,372,170       | ●         |            |                          |                        |       |                  |           | ●                        |
| 40 | Louisville et al, KY-IN          | 1,371,917       | ● ●       |            | ●                        |                        |       | ● ●              | ● ●       | ●                        |
| 41 | Memphis, TN-MS-AR                | 1,333,544       | ● ●       |            |                          |                        |       |                  |           | ●                        |
| 42 | Fresno, CA                       | 1,179,207       | ● ●       |            | ● ●                      |                        |       |                  |           | ●                        |
| 43 | Grand Rapids-Wyoming, MI         | 1,172,184       | ● ●       |            | ● ●                      |                        |       |                  |           | ●                        |
| 44 | Hartford-West Hartford et al, CT | 1,157,215       | ● ●       |            | ● ●                      | ●                      |       |                  |           | ●                        |
| 45 | Buffalo-Cheektowaga et al, NY    | 1,152,213       | ●         |            |                          |                        |       |                  |           | ●                        |
| 46 | Rochester, NY                    | 1,048,543       | ●         |            |                          |                        |       |                  |           | ●                        |
| 47 | Bridgeport-Stamford-Norwalk, CT  | 955,414         | ●         |            |                          | ●                      |       |                  |           | ●                        |
| 48 | New Orleans-Metairie, LA         | 943,633         | ● ●       | ● ●        | ● ●                      |                        |       |                  |           | ●                        |
| 49 | Albany-Schenectady-Troy, NY      | 907,810         | ●         |            |                          |                        |       |                  |           | ●                        |
| 50 | Worcester, MA-CT                 | 872,485         | ●         |            |                          |                        |       |                  |           | ●                        |

● INDICATES OUTFRONT MEDIA AVAILABLE ● INDICATES DIGITAL MEDIA AVAILABLE ● INDICATES WRAPPED MEDIA AVAILABLE

NOTE: TOP 50 MARKETS BASED ON OUTFRONT INVENTORY AND POPULATION COUNT  
SOURCE: CENSUS DATA (2024 UPDATE).

# IMPACT WHERE IT MATTERS: MEDIA ACROSS THE U.S.A. /



# WE GET YOU ST. LOUIS.

OUTFRONT

Labeled as the “Gateway to the West,” St. Louis is home to nearly 2.8 million people and a median HHI of \$110,763. Situated next to the mighty Mississippi River, the St. Louis metropolitan area takes up home in both Missouri and Illinois. It is home to several Fortune 500 Companies such as Express Scripts, Panera, and Edward Jones. St. Louis leads the country in the fields of aviation, biotechnology, health/medical sciences, and advanced manufacturing. Known for being one of the best sports cities in the country; St. Louis houses Busch Stadium home of the Cardinals, Enterprise Center home of the Blues, The Dome at Americas Center home of the UFL’s Battlehawks, and the state-of-the art Energizer Park, home to MLS’s St. Louis City SC.

## WHY STL?

- St. Louis is predominately a commuter market, with 82% of the population driving individually or in carpools.
- Rated as one of the best places to live and work in America by Niche.
- Home to Cortex Innovation Community, a nationally and internationally recognized innovation hub that supports all technology sectors.
- As home to the Gateway Arch, World Aquarium, the St. Louis Zoo, and Anheuser Busch, it brings in nearly 3 million tourists yearly.
- Home to Forest Park, also known as the “Heart of St. Louis” one of the nation’s largest urban parks- attracts more than 12 million visitors per year.

**In St. Louis, OUTFRONT reaches 76% of the CBSA consumers weekly.**

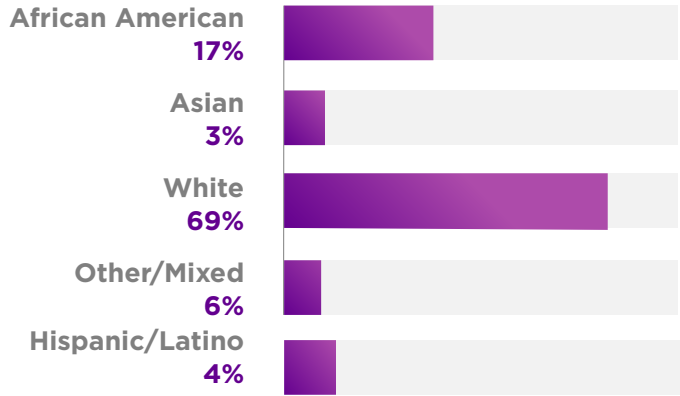
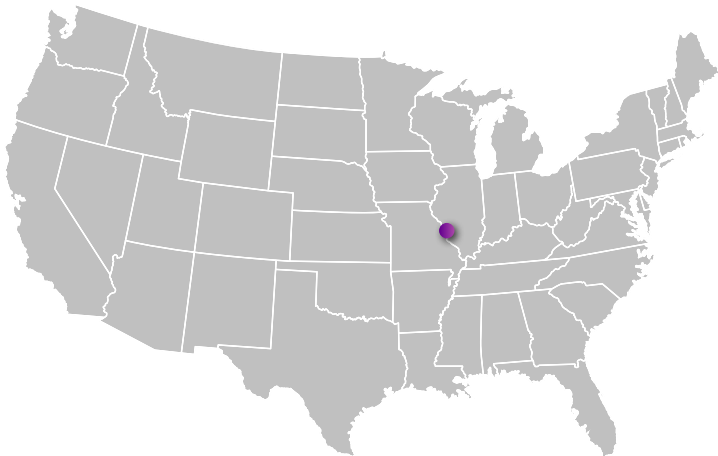
ST. LOUIS, MO-IL  
314.524.0800

SOURCE: US CENSUS 2024, US CENSUS AMERICAN COMMUNITY SURVEY, APTA, GEOPATH 2024.

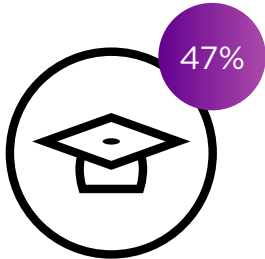


SCAN OR CLICK TO  
LEARN MORE

# ST. LOUIS PROFILE




ST. LOUIS, MO-IL 2.80 MILLION CBSA



College Degree  
or higher



Travels 200+ miles in a  
week



White-collar  
occupation



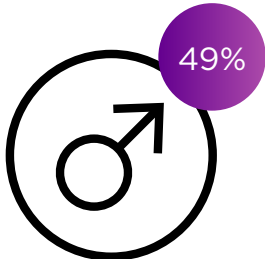
Female



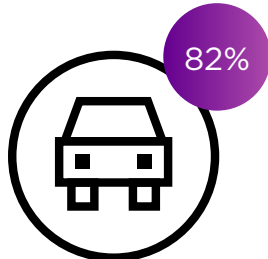
Average daily combined  
commute time



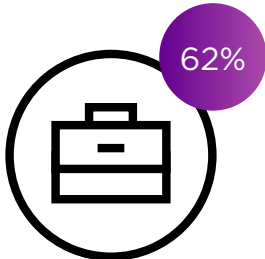
Blue-collar  
occupation



Male



Drive alone or  
carpooled



Employed



# MEDIA FORMATS

**BILLBOARDS**

BULLETINS

WALLSCAPES

**POSTERS**

POSTERS

**DIGITAL**

BULLETINS

POSTERS

**SECOND SCREEN MEDIA**

MOBILE NETWORK

SOCIAL INTEGRATION





# BILLBOARDS





# BULLETINS



Bulletins offer the most powerful impact of all outdoor advertising formats. Located on key highways, intersections, and integral choke points throughout the St. Louis region, our bulletins provide your message with long-term presence and tremendous visibility to vehicular traffic.

## PRODUCT INFORMATION

- 14'H x 48'W
- Odd Sizes
- Sizes vary by location
- Extensions Available

## COVERAGE

- In the St. Louis region, bulletins reign supreme on all the major highways (I-40, I-44, I-270, I-55, I-70, I-64, etc.). Whether you want to reach the HHI areas such as Ladue and Clayton, or suburban Illinois, OUTFRONT has a bulletin perfect for you and who you're trying to reach.
- See map for complete coverage.



SCAN OR CLICK TO  
LEARN MORE





# BULLETIN COVERAGE

St. Louis, MO-IL

OUTFRONT'S BULLETIN COVERAGE EXTENDS INTO ILLINOIS AND RURAL AREAS OF MISSOURI

ST. LOUIS, MO-IL  
314.524.0800

OUTFRONT

BACK TO MEDIA FORMATS

COPYRIGHT © 2025 OUTFRONT MEDIA INC. ALL RIGHTS RESERVED LAST REVISED 4/10/2025





# WALLSCAPE

Affixed to buildings in heavily trafficked areas and visible from a great distance, wallscapes provide maximum impact for creative messages. Great point-of-purchase exposure keeps your message top of mind. The St. Louis Wallscape is the perfect board to reach the millions of St. Louis Cardinals fans that flock to Busch Stadium or the thousands of adults that head to Mardi Gras!

ST. LOUIS, MO-IL  
314.524.0800

## PRODUCT INFORMATION

- 30'H x 40'W

## COVERAGE

- Downtown
- Busch Stadium
- Soulard



SCAN OR CLICK  
TO LEARN MORE





# POSTERS





# POSTERS

Located on major arteries and surface streets, Posters allow advertisers to completely saturate their chosen targetd area in a cost efficient way. St. Louis specific locations bring your ad and message directly to your target audience. Posters are seamless and a perfect media option for both local and retail advertisers.

## PRODUCT INFORMATION

- 10'5"H x 22'8"W

## COVERAGE

- Our posters are great at reaching the many municipaliites inside the St. Louis region such as Souldard in South City, or Affton in South County. We've got posters near downtown, and in affluent areas such as Kirkwood. Posters are great at targeting a specific audience or specific neighborhood.
- See map for complete coverage



SCAN OR CLICK TO  
LEARN MORE

# OUTFRONT

**ST. LOUIS, MO-IL**  
**314.524.0800**

## BACK TO MEDIA FORMATS

COPYRIGHT © 2025 OUTFRONT MEDIA INC. ALL RIGHTS RESERVED. LAST REVISED 4/10/2025





# DIGITAL



# DIGITAL BULLETINS

OUTFRONT/

Add an extra layer of timeliness and relevance to your campaign through a digital execution. Easily change creative messaging based on triggers such as time of day, weather, or sports scores. Digital provides ultimate messaging and great coverage over the entire St. Louis Metropolitan Area.

## PRODUCT INFORMATION

- LED Display Size: 14'H x 48'W
- Spot Length: 10 Seconds
- Loop Length: 80 Seconds

## COVERAGE

- Digital in St. Louis can get you as far East as I-64 in Illinois to as far West on I-70 in St. Charles. Digital units are located on major surface streets such as Lindbergh and Manchester as well as major interstates like I-44 and I-55. If you want a quick and efficient way to blanket the entire market, OUTFRONT digital is a great way to go!



SCAN OR CLICK TO  
LEARN MORE



# DIGITAL BULLETIN COVERAGE

OUTFRONT/

St. Louis, MO-IL

OUTFRONT'S DIGITAL NETWORK MAKES IT EASY TO  
COVER THE ENTIRE REGION

ST. LOUIS, MO-IL  
314.524.0800

[BACK TO MEDIA FORMATS](#)

COPYRIGHT © 2025 OUTFRONT MEDIA INC. ALL RIGHTS RESERVED LAST REVISED 4/10/2025





# DIGITAL POSTERS

Give your campaign ultimate creative flexibility utilizing vivid high-resolution display and keeping audiences posted with up to the minute updates, countdowns, and messaging. OUTFRONT's unit in Belleville, IL offers great coverage on Hwy 159 - a heavily-used surface street that doesn't have any other inventory!

## PRODUCT INFORMATION

- LED Display Size: 12'H x 25'W
- Spot Length: 8 Seconds
- Loop Length: 80 Seconds

## COVERAGE

- Belleville, IL
- Alton, IL
- West County, MO





# SECOND SCREEN MEDIA





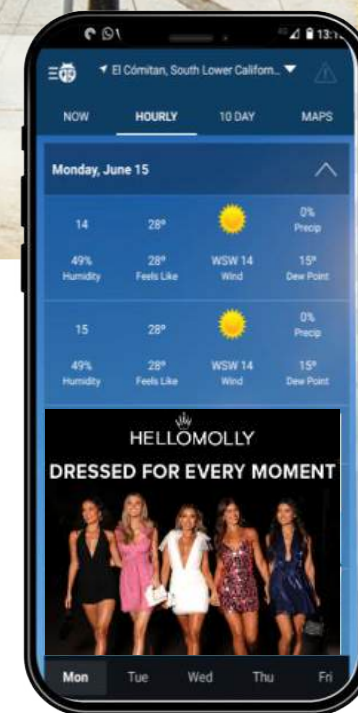
# MOBILE NETWORK

Combine the power of OOH with mobile to create **new engagement opportunities** with your target audience. Target the right users by **geofencing your OOH and strategic locations, target by behavior, then create message frequency** with this audience through retargeting. Proximity targeting technology **enables mobile ad activation for users within a geographical boundary**. These virtual perimeters are created around **real-world locations** defined as lats/longs, addresses, points of interest, zip codes, cities, DMAs, states, or nationwide.

## PRODUCTS

- Proximity Targeting
- Retargeting
- Behavioral or Brand Targeting
- Transit System Audience Targeting

**LOCATED IN THE  
TOP 50 MARKETS**



SCAN OR CLICK  
TO LEARN MORE



BACK TO MEDIA FORMATS

COPYRIGHT © 2025 OUTFRONT MEDIA INC. ALL RIGHTS RESERVED LAST REVISED 4/10/2025



# LEVERAGING #sOOH FOR YOUR BRAND

There's a phenomenon of digital amplification and engagement that occurs when the right creative is placed in the right location. We call it social out of home (#sOOH).

At OUTFRONT, we're experts in setting brands and local businesses up for social success. Here's how we can help.

## PRIME FOR A TIME

Throughout the year, a handful of iconic events achieve a level of cultural clout so powerful that they magnify the prestige of the area they are located and any brand advertising in that locale. **Prime for a Time** is a strategy to access OOH media to amplify awareness and elevate brand image during these cultural moments.

## STUDIOS & XLABS

The right creative is the second piece of the #sOOH puzzle. STUDIOS, our award-winning in-house design agency, can help. And for brands looking to really get people talking, our XLabs team offers technologies like three-dimensional XScape spatial creative and interactive QRad responsive content control.

## INFLUENCERS


Three in ten are more likely to purchase something with a familiar influencer in an out of home ad, while four in ten would repost the ad. We can help find the right

influencers to reach the audience who matters most to you.

**Out of home drives 7x more social posts, 5.9x more social searches, 6.5x more video posts, and 5.7x more video searches than other mediums, dollar for dollar.**



SCAN OR CLICK TO READ ABOUT HOW AMIKA PERKED UP SALES AND BRAND AWARENESS







# OUTFRONT

WE GET YOU AMERICA

[OUTFRONT.COM](https://www.outfront.com)

323.222.7171

1520 N CAHUENGA BLVD, HOLLYWOOD, CA 90028

INSTAGRAM | YOUTUBE | LINKEDIN | X | FACEBOOK

COPYRIGHT © 2025 OUTERONT MEDIA INC. ALL RIGHTS RESERVED LAST REVISED 4/10/2025