

Marin County Fact Sheet

Our mission: To help our members, and the communities we serve, be healthy



Our Community



As of July 2025, Partnership serves 47,169 members in Marin County. Partnership covers 19% of the population.



There are 6,920 Partnership members in Marin County who are low-income seniors or people with disabilities.



Partnership threshold languages – Spanish, Russian, Tagalog, and Punjabi

CalAIM



1,171 members enrolled with CS Providers, and 1,637 members enrolled with ECM providers.

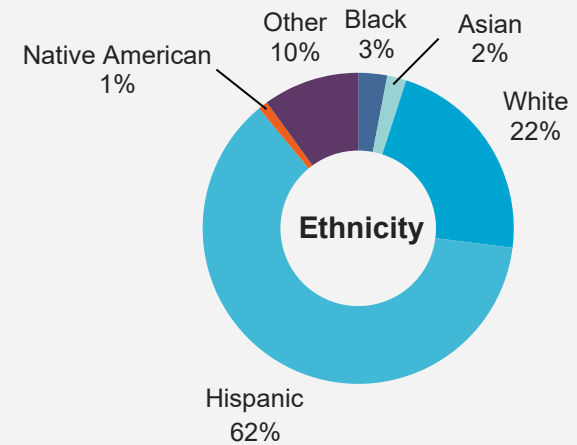
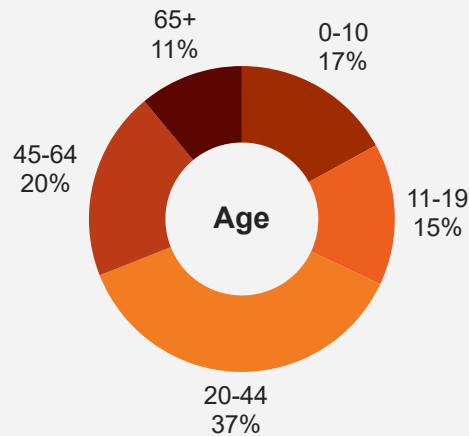


Top three CS services provided – Housing Transition and Navigation Services, Medically Tailored Meals, and Housing Tenancy



1.13 CS services per member served

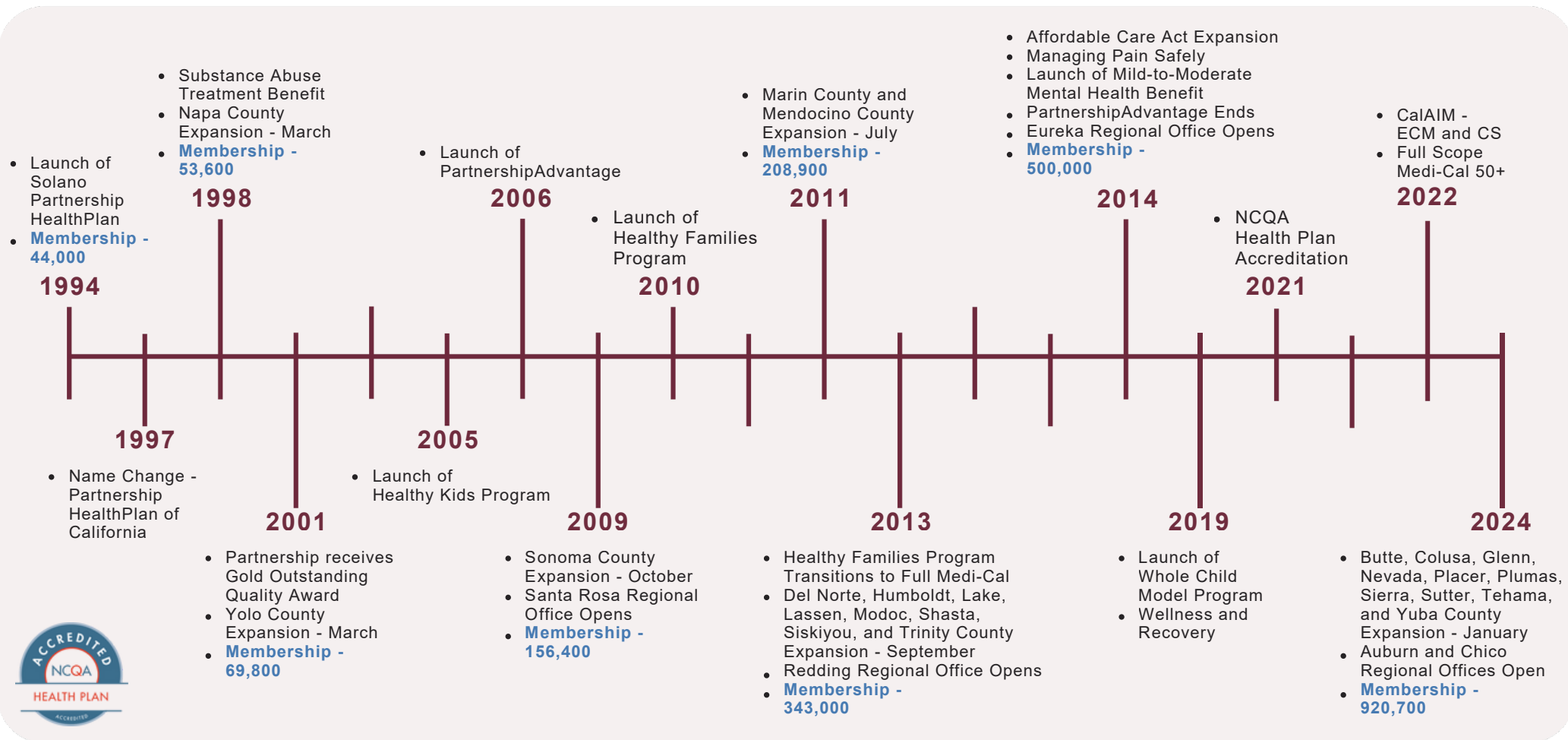
Our Membership - Demographics



Partnership HealthPlan of California

About Us

Learn about our history and commitment to our communities



About Us Partnership HealthPlan of California was established in May 1994 to address the use of Solano County's three hospital emergency room facilities as the primary source of care for county residents on Medi-Cal. Partnership now serves over 900,000 members in 24 counties.

Contact Dustin Lyda
Director of Communications and Government Affairs
dlyda@partnershiphp.org