

# Modoc County Fact Sheet

Our mission: To help our members, and the communities we serve, be healthy



## Our Community



As of July 2025, Partnership serves 3,878 members in Modoc County. Partnership covers 46% of the population.



There are 889 Partnership members in Modoc County who are low-income seniors or people with disabilities.



Partnership threshold languages – Spanish, Russian, Tagalog, and Punjabi

## CalAIM



53 members enrolled with CS Providers, and 111 members enrolled with ECM providers.

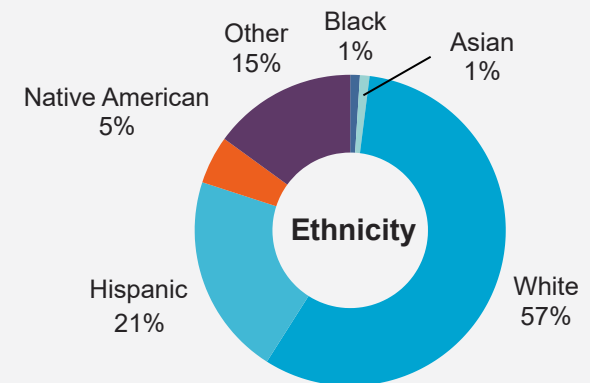
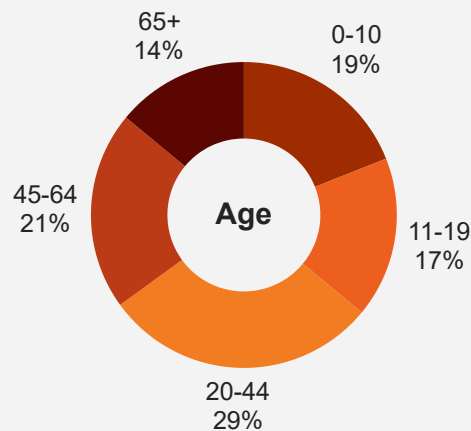


Top three CS services provided – Medically Tailored Meals, Housing Transition and Navigation Services, and Short-Term Post-Hospitalization Housing.



1.28 CS services per member served

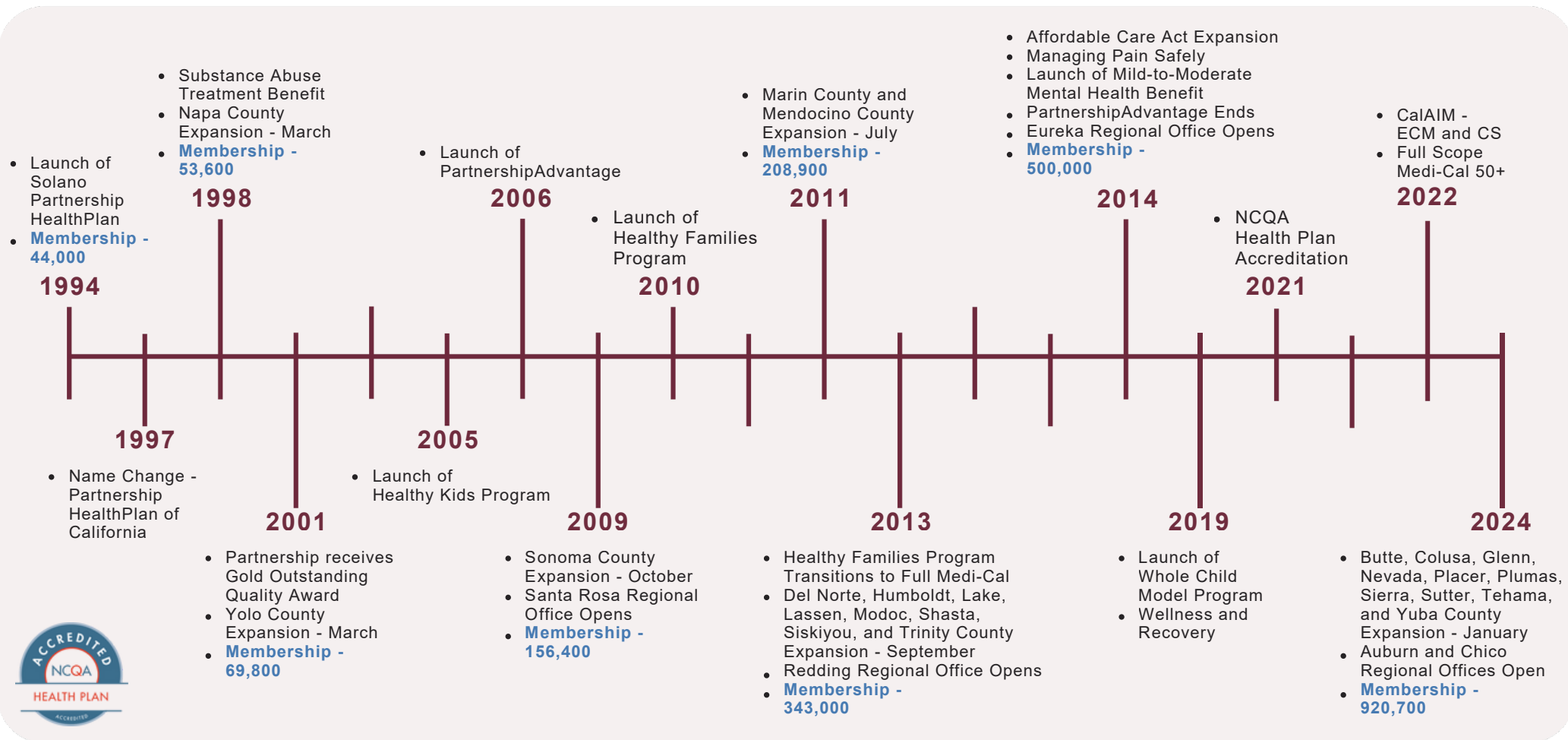
## Our Membership - Demographics



# Partnership HealthPlan of California

## About Us

Learn about our history and commitment to our communities



**About Us** Partnership HealthPlan of California was established in May 1994 to address the use of Solano County's three hospital emergency room facilities as the primary source of care for county residents on Medi-Cal. Partnership now serves over 900,000 members in 24 counties.

**Contact** Dustin Lyda  
Director of Communications and Government Affairs  
dlyda@partnershiphp.org