



Rochester Regional Health Physical  
Therapy & Rehabilitation

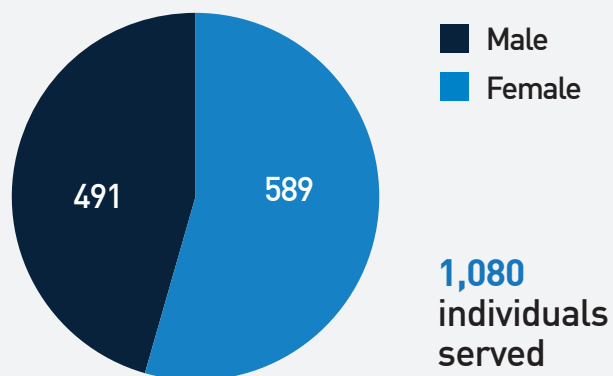
## **2023 Neuro Rehabilitation Program Outcomes**

**ROCHESTER  
REGIONAL HEALTH**  
Neuroscience Institute

# 2023 Total Persons Served: Physical Therapy & Rehabilitation

## Our Annual Snapshot

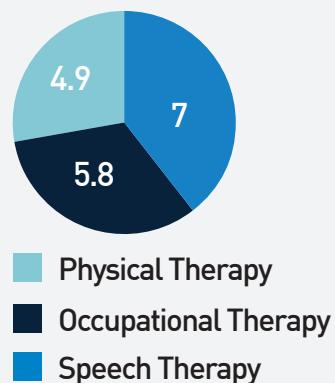
**1,458** patient evaluations



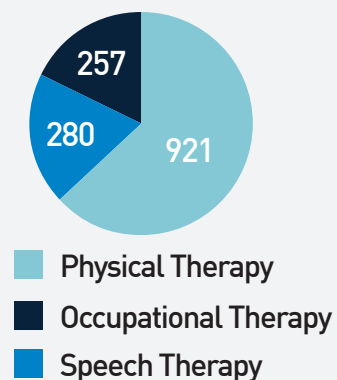
## Diagnosis Data (Individuals Served)

Brain Injury - 38	Parkinson's Disease - 39
Cognitive Deficits - 25	Spinal Cord Injury - 49
Concussion - 253	Stroke - 191
Dysphagia - 56	Vertigo - 194
Gait/Balance - 108	Voice - 21
Limb Loss - 6	Other - 87
Multiple Sclerosis - 13	

## Average Visits



## Evaluations



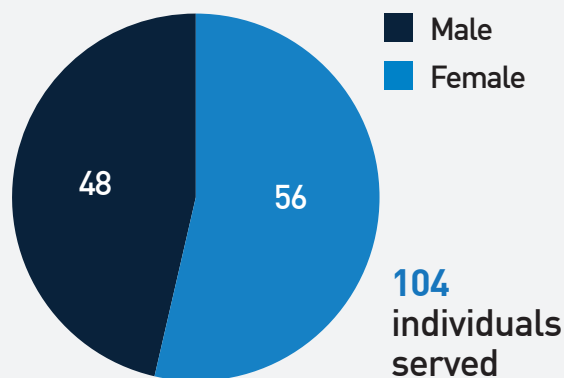
## Quality & Satisfaction

<b>96%</b>	of patients were very satisfied/satisfied with the quality of care.
<b>77%</b>	of patients maintained or improved function after discharge.
<b>90%</b>	of patients are likely to recommend to friends and family.
<b>97%</b>	of patients' personal preferences were taken into account when scheduling appointments.

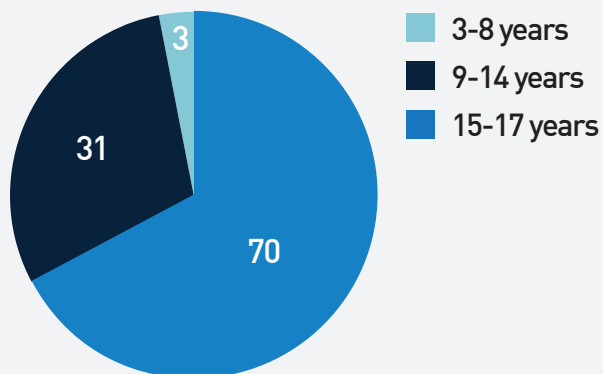
# 2023 Pediatric Persons Served: Physical Therapy & Rehabilitation

## Our Annual Snapshot

**110** patient evaluations



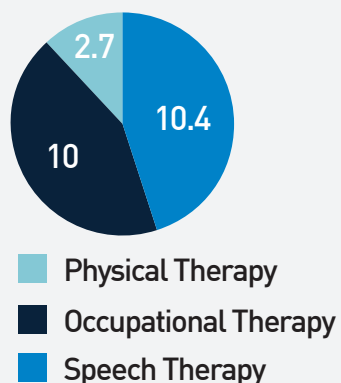
## Age Data



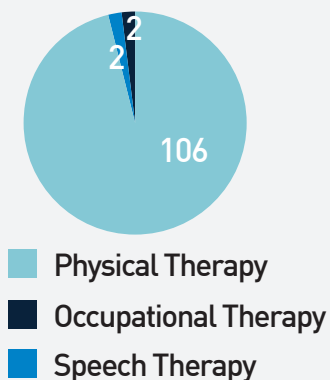
## Diagnosis Data

Brain Injury - 0  
Cognitive Dysfunction - 1  
Concussion - 97  
Gait/Balance - 0  
Stroke - 1  
Vestibular - 1  
Other - 4

## Average Visits



## Evaluations



## Quality & Satisfaction

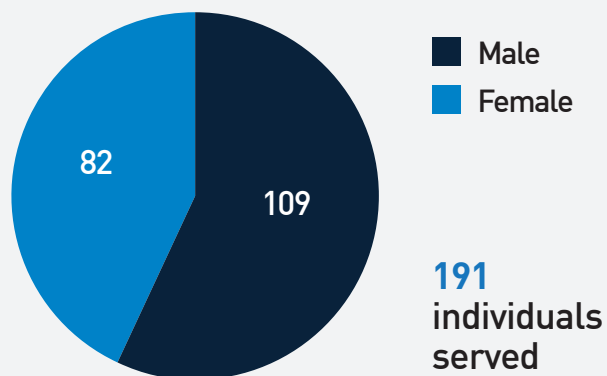
**90%** of patients were very satisfied/satisfied with the quality of care.  
**88%** of patients maintained or improved function after discharge.  
**75%** of patients have remained symptom free.  
**90%** of patients are likely to recommend to family and friends.

**100%** of patients' personal preferences were taken into account when scheduling appointments.

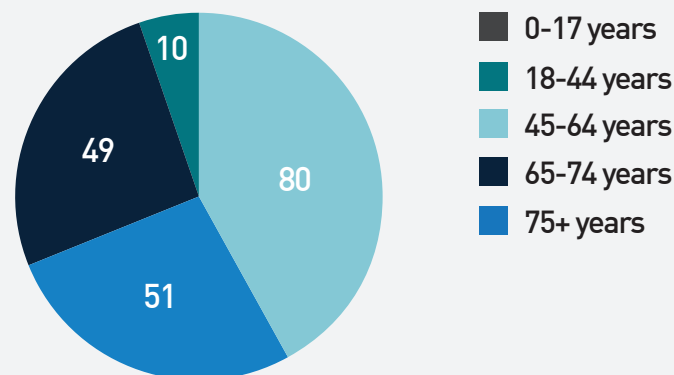
# 2023 Stroke Persons Served: Physical Therapy & Rehabilitation

## Our Annual Snapshot

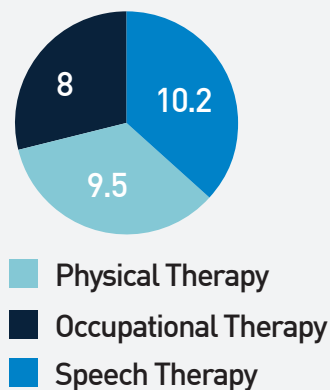
**402** patient evaluations



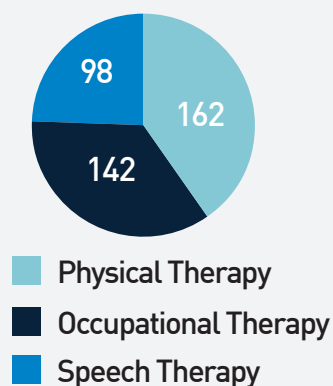
## Age Data



## Average Visits



## Evaluations



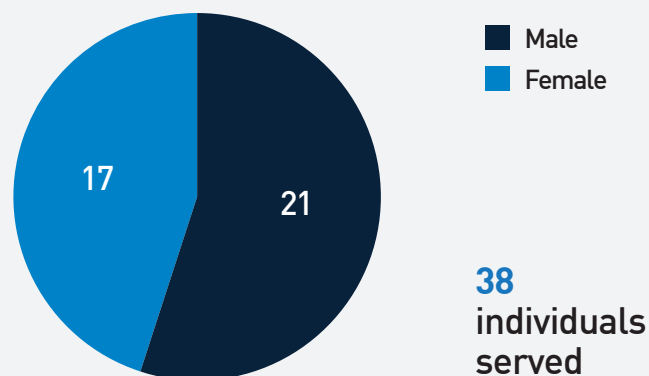
## Quality & Satisfaction

- 92%** of patients were very satisfied/satisfied with the quality of care.
- 82%** of patients maintained or improved function after discharge.
- 88%** of patients are likely to recommend to friends and family.
- 96%** of patients' personal preferences were taken into account when scheduling appointments.

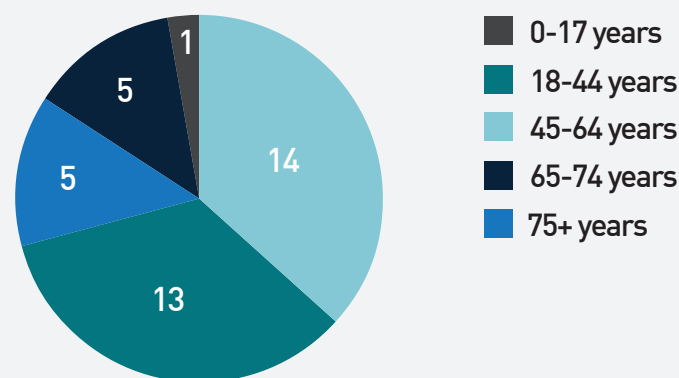
# 2023 Brain Injury Persons Served: Physical Therapy & Rehabilitation

## Our Annual Snapshot

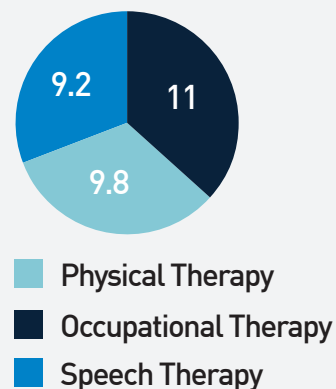
**78** patient evaluations



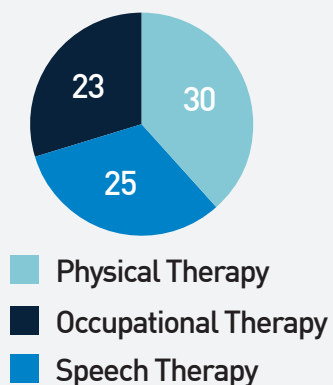
## Age Data



## Average Visits



## Evaluations



## Quality & Satisfaction

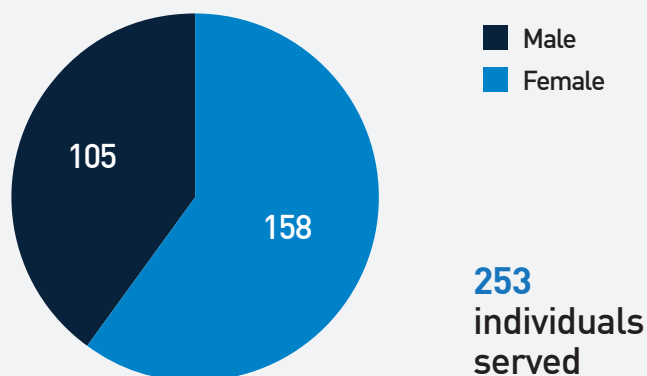
- 100%** of patients were very satisfied/satisfied with the quality of care.
- 100%** of patients maintained or improved function after discharge.
- 100%** of patients are likely to recommend to friends and family.
- 91%** of patients' personal preferences were taken into account when scheduling appointments.



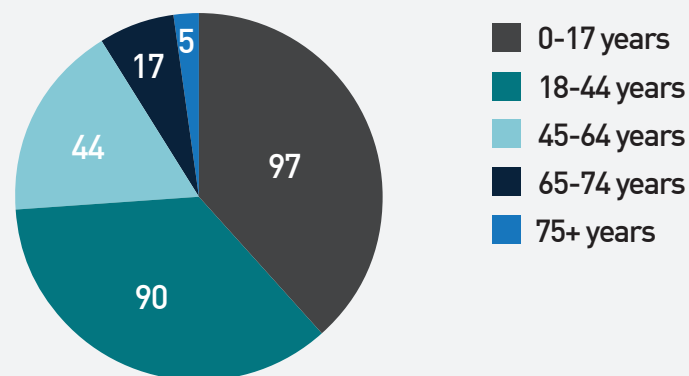
# 2023 Concussion Persons Served: Physical Therapy & Rehabilitation

## Our Annual Snapshot

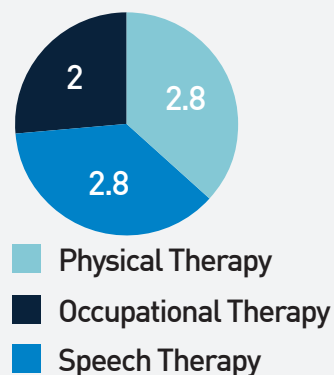
**284** patient evaluations



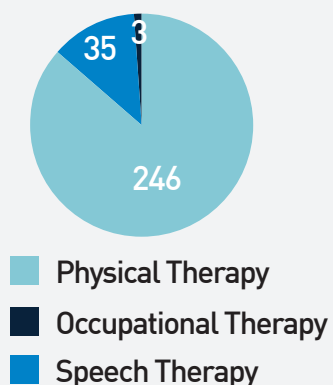
## Age Data



## Average Visits



## Evaluations



## Quality & Satisfaction

