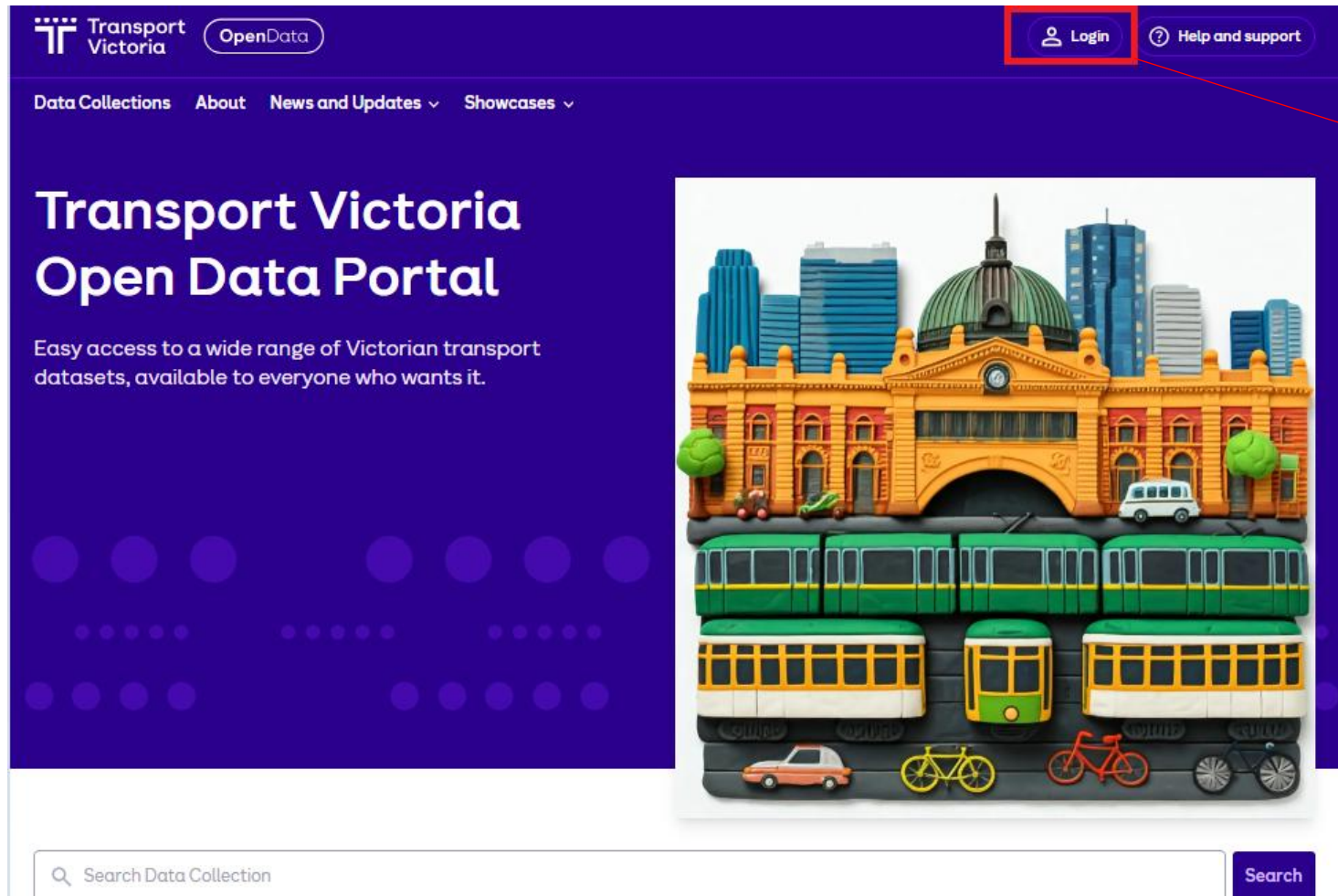


# Transport Victoria Open Data Portal

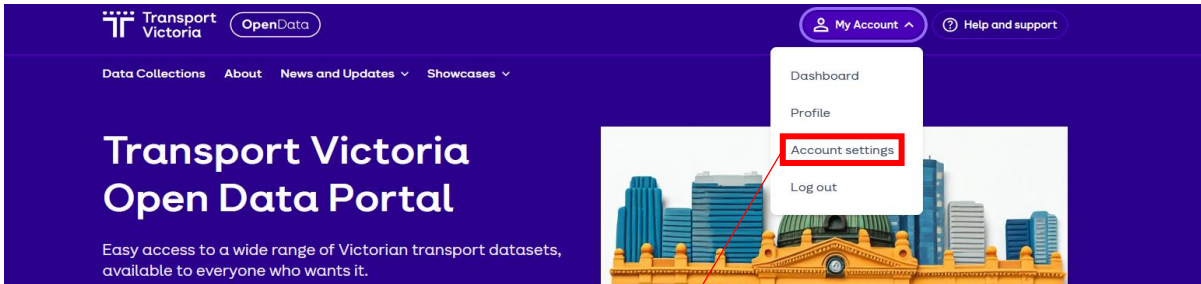
## How to follow data collections and domains



**Step 1:** Click the “Login” button in the top right corner of the portal

# Transport Victoria Open Data Portal

## How to follow data collections and domains



**Tip:** Click the “Subscribe to notification emails” tick box in “Account settings” so you receive an email when there are updates to the data collections and domains you are following

Make sure you click the “Update Profile” button to complete the subscription process

A screenshot of the 'Change details' page in the Transport Victoria Open Data Portal. The page has a dark blue header with the same navigation as the homepage. The breadcrumb trail shows 'Home / Users / Manage'. The 'Change details' section includes input fields for 'Username', 'Full name', and 'Email' (marked with an asterisk). Below these is a checkbox labeled 'Subscribe to notification emails' which is checked and highlighted with a red box. A red line points from this box to the tip text on the left. Below the checkbox is a note: 'You will receive notification emails from Open Data - Transport Victoria, e.g. when you have new activities on your dashboard.' There is a 'Password' section with a link to change the password. At the bottom, there is a red asterisk indicating a required field and a blue 'Update Profile' button highlighted with a red box.

# Transport Victoria Open Data Portal

## How to follow data collections and domains

**Step 2:** On every data collection page there is a “Follow” button. Click this to follow this data collection

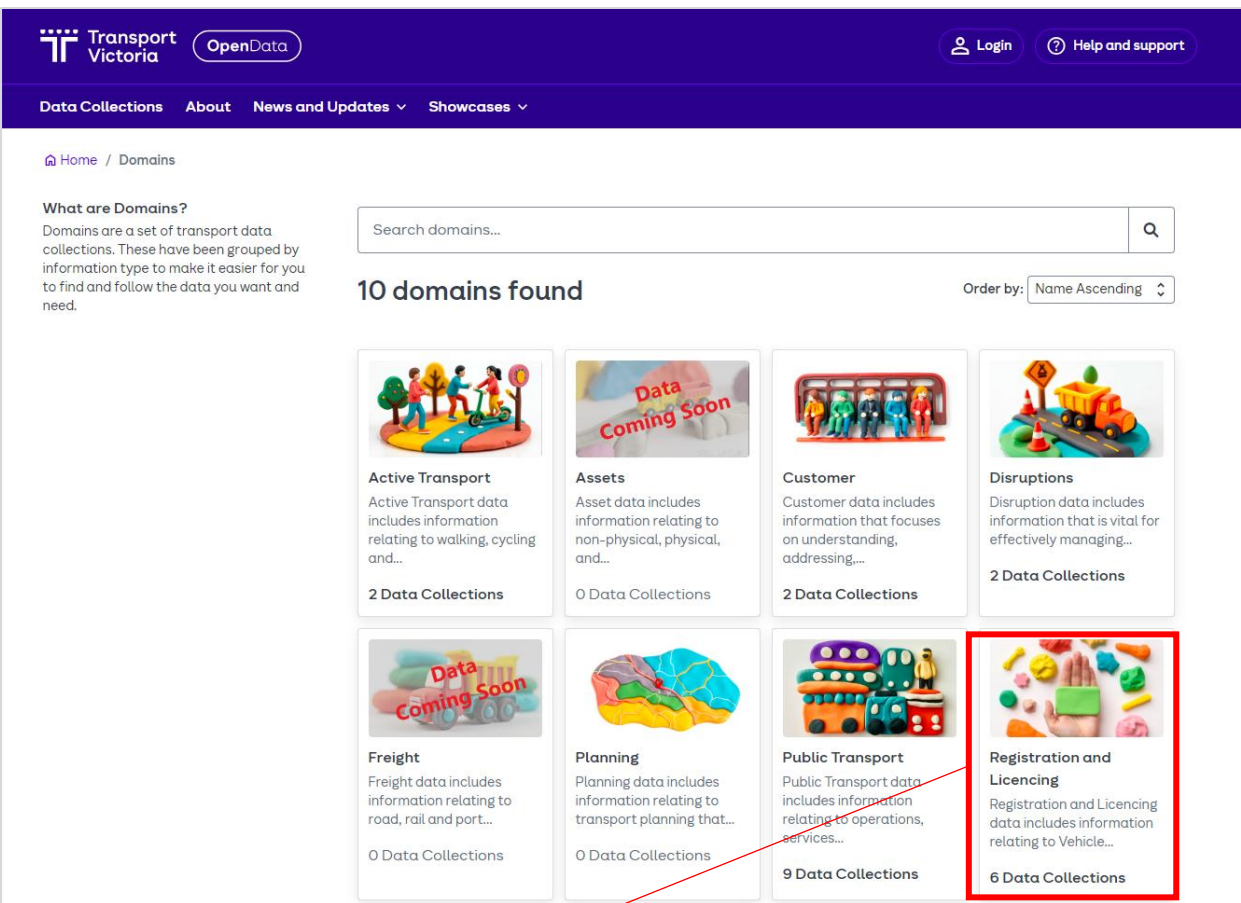
**Tip:** You can also “Unfollow” if you no longer want to get updates

The screenshot shows the 'Victorian Integrated Survey of Travel and Activity (VISTA)' data collection page. The page has a purple header with the Transport Victoria logo and 'OpenData' button. Below the header is a navigation bar with 'Data Collections', 'About', 'News and Updates', and 'Showcases'. The main content area has a sidebar on the left with 'Followers' (0), a 'Follow' button (highlighted with a red box), 'Domain', 'Customer', and 'License' sections. The main content area displays the title 'Victorian Integrated Survey of Travel and Activity (VISTA)', a description, and a list of 'Data and Datasets' including 'Households 2012-2020', 'Persons 2012-2020', 'Stops 2012-2020', 'Journey to Education 2012-2020', 'Journey to Work 2012-2020', and 'Trips 2012-2020'. Each dataset has a CSV icon, a download icon, and a 'read more' link.

The screenshot shows the 'Victorian Integrated Survey of Travel and Activity (VISTA)' data collection page. The page has a purple header with the Transport Victoria logo and 'OpenData' button. Below the header is a navigation bar with 'Data Collections', 'About', 'News and Updates', and 'Showcases'. The main content area has a sidebar on the left with 'Followers' (1), an 'Unfollow' button (highlighted with a red box), 'Domain', 'Customer', and 'License' sections. The main content area displays the title 'Victorian Integrated Survey of Travel and Activity (VISTA)', a description, and a list of 'Data and Datasets' including 'Households 2012-2020', 'Persons 2012-2020', 'Stops 2012-2020', 'Journey to Education 2012-2020', 'Journey to Work 2012-2020', and 'Trips 2012-2020'. Each dataset has a CSV icon, a download icon, and a 'read more' link.

# Transport Victoria Open Data Portal

## How to follow data collections and domains



**Step 3:** You can also follow data domains if there is a group of data collections you want updates on. First select the domain you are interested in

**Step 4:** Click the “Follow” button to get updates on all the data collections included in this domain. You can “Unfollow” later if you no longer want to receive updates

