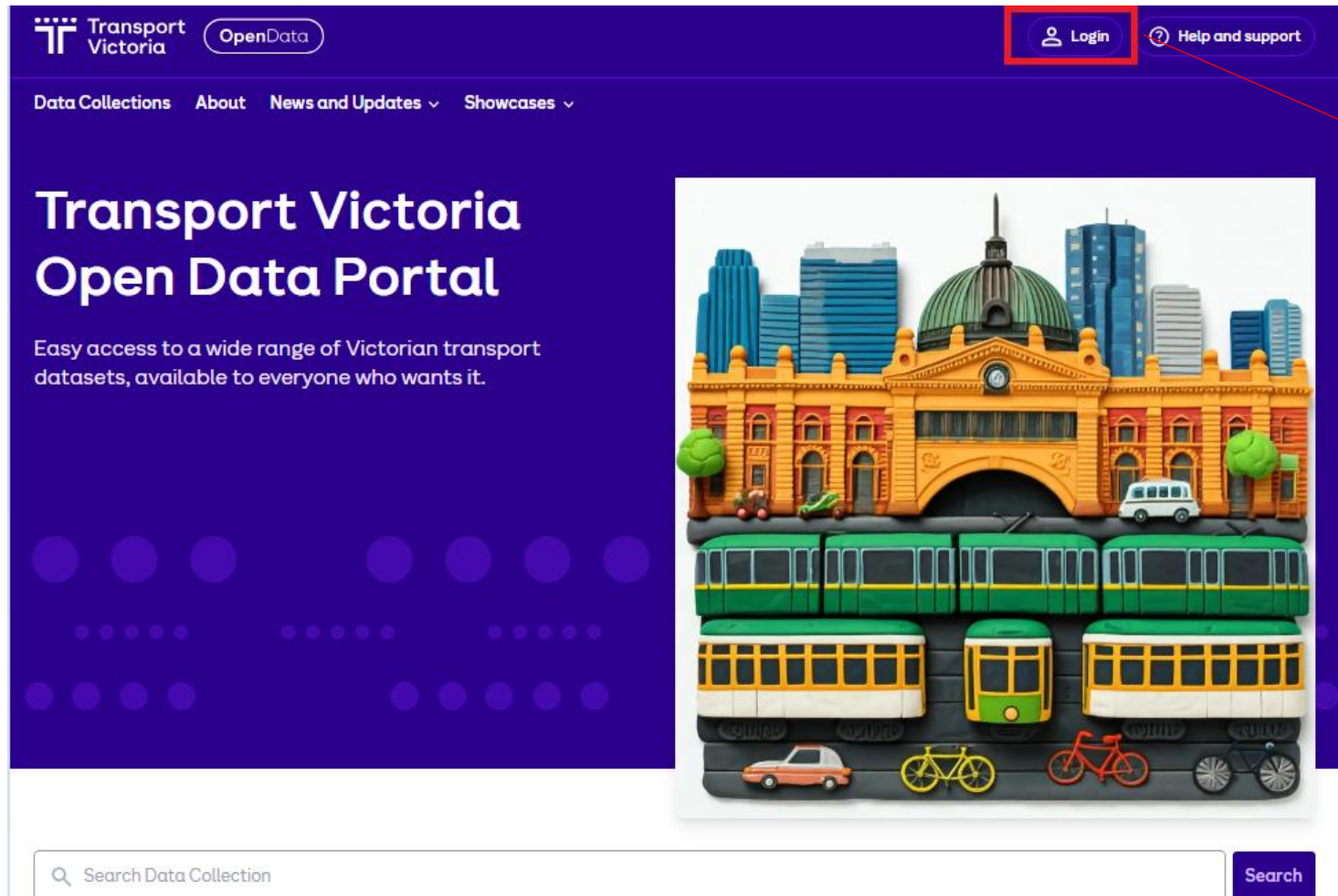


Transport Victoria Open Data Portal


How to reset your password



Step 1: Click the “Login” button in the top right corner of the portal

Transport Victoria Open Data Portal

How to reset your password



Sign in with your email and password

Email


Password

[Forgot your password?](#)

[Sign in](#)

Need an account? [Sign up](#)

Step 2: Click the “Forgot your password?” link on the login screen




Forgot your password?

Enter your Email below and we will send a message to reset your password

[Reset my password](#)

Step 3: Enter your email address in the password reset form and click on the “Reset my password” button

How to reset your password



We have sent a password reset code by email to s***@g***. Enter it below to reset your password.


Code

New Password

Enter New Password Again

Change Password

Step 4: You will receive an email with a password reset code. Enter the code and your new password then click on the “Change Password” button



Sign in with your email and password

Email

Password

[Forgot your password?](#)

Sign in

Need an account? [Sign up](#)

Step 5: You will see the sign in screen again. Log in with your email address and new password