

# Transport Victoria Open Data Portal

## How to register for an account

Transport Victoria OpenData

Data Collections About News and Updates Showcases

# Transport Victoria Open Data Portal

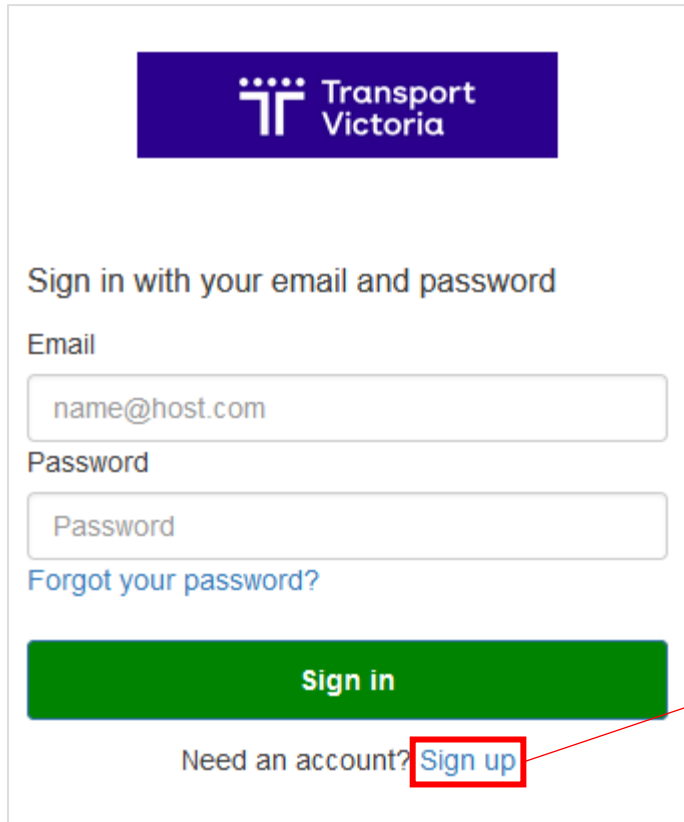
Easy access to a wide range of Victorian transport datasets, available to everyone who wants it.

Search Data Collection Search

**Step 1:** Click the “Login” button in the top right corner of the portal

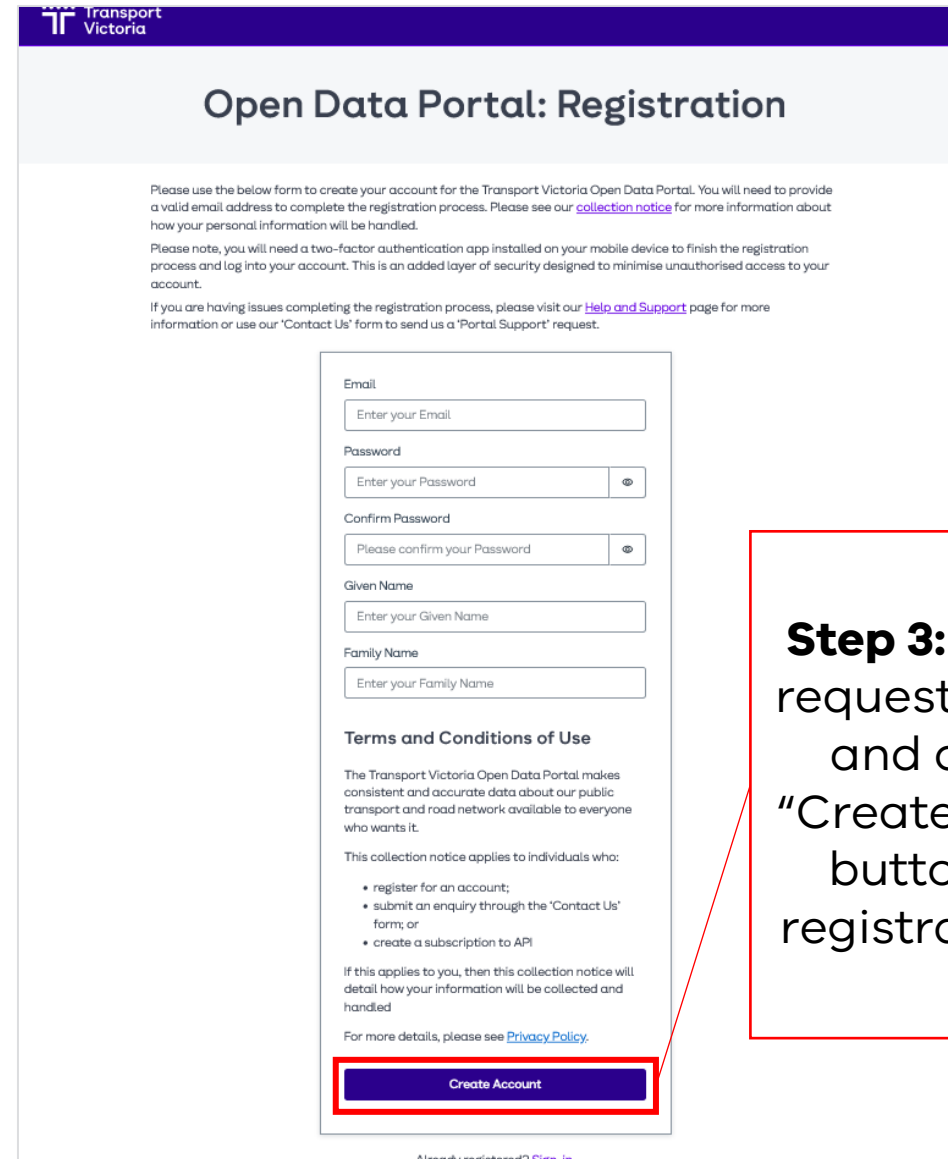
# Transport Victoria Open Data Portal

## How to register for an account



The screenshot shows the Transport Victoria login page. At the top is the Transport Victoria logo. Below it, the text reads "Sign in with your email and password". There are two input fields: "Email" with the placeholder "name@host.com" and "Password" with the placeholder "Password". A link "Forgot your password?" is located below the password field. A large green "Sign in" button is at the bottom. Below the button, the text "Need an account?" is followed by a blue "Sign up" link, which is highlighted with a red box.

**Step 2:** You will be prompted to either sign in or sign up to the portal, click the "Sign up" link




The screenshot shows the "Open Data Portal: Registration" page. At the top is the Transport Victoria logo. The page title is "Open Data Portal: Registration". Below the title, there is a paragraph of text explaining the registration process and a link to the "collection notice". Another paragraph notes the requirement for a two-factor authentication app. A third paragraph provides information on how to get help. Below this text is a registration form with the following fields: "Email" (placeholder: "Enter your Email"), "Password" (placeholder: "Enter your Password" with a toggle icon), "Confirm Password" (placeholder: "Please confirm your Password" with a toggle icon), "Given Name" (placeholder: "Enter your Given Name"), and "Family Name" (placeholder: "Enter your Family Name"). Below the form is a section titled "Terms and Conditions of Use" which includes a paragraph about data consistency and a list of activities covered by the collection notice: "register for an account", "submit an enquiry through the 'Contact Us' form; or", and "create a subscription to API". Below the terms is another paragraph about the collection notice and a link to the "Privacy Policy". At the bottom of the form is a blue "Create Account" button, which is highlighted with a red box. At the very bottom of the page, there is a link "Already registered? Sign-in."

**Step 3:** Enter the requested details and click the "Create Account" button in the registration form

# Transport Victoria Open Data Portal

## How to register for an account



 Transport Victoria

### Verify Your Email for Transport Victoria Open Data Access

Please verify your email address to activate your Transport Victoria Open Data account. Enter the code below:

Your verification code is **514879**.

This code will expire in 24 hours. Verifying your email ensures you receive important updates about our datasets and platform.

To create an account with Transport Victoria Open Data, please email [Victoria Open Data Team](#).

[Contact our support team](#) to give us feedback? Let us know what you think on our feedback site.

**Step 4:** You will receive an email with a verification code. Enter the code then click the "Confirm" button in the registration form

## Open Data Portal: Registration

Please use the below form to create your account for the Transport Victoria Open Data Portal. You will need to provide a valid email address to complete the registration process. Please see our [collection notice](#) for more information about how your personal information will be handled.

Please note, you will need a two-factor authentication app installed on your mobile device to finish the registration process and log into your account. This is an added layer of security designed to minimise unauthorised access to your account.

If you are having issues completing the registration process, please visit our [Help and Support](#) page for more information or use our 'Contact Us' form to send us a 'Portal Support' request.

### We Emailed You

Your code is on the way. To log in, enter the code we emailed to c\*\*\*@g\*\*\*. It may take a minute to arrive.

Confirmation Code

**Confirm**

[Resend Code](#)

Already registered? [Sign-in](#).

# Transport Victoria Open Data Portal

## How to register for an account

**Transport Victoria**

### Open Data Portal: Registration

Please use the below form to create your account for the Transport Victoria Open Data Portal. You will need to provide a valid email address to complete the registration process. Please see our [collection notice](#) for more information about how your personal information will be handled.

Please note, you will need a two-factor authentication app installed on your mobile device to finish the registration process and log into your account. This is an added layer of security designed to minimise unauthorised access to your account.

If you are having issues completing the registration process, please visit our [Help and Support](#) page for more information or use our 'Contact Us' form to send us a 'Portal Support' request.

#### Set up authenticator app MFA

1. Install an authenticator app on your mobile device, such as Microsoft Authenticator or Google Authenticator.
2. Scan this QR code with your authenticator app. Alternatively, you can manually enter the below secret key in your authenticator app.
3. Enter the code displayed in your app into the text box below.

66TEHVJIDBPAUH6TVMKCM4KVRBH#H5SL5RUQXQ2TLXTW  
CFQ53A

Code \*

**Confirm**

Already registered? [Sign-in.](#)

**Tip:** Signing up to the Transport Victoria Open Data Portal requires enabling two-factor authentication on your mobile device. This is an added layer of security designed to avoid unauthorised access to your account.

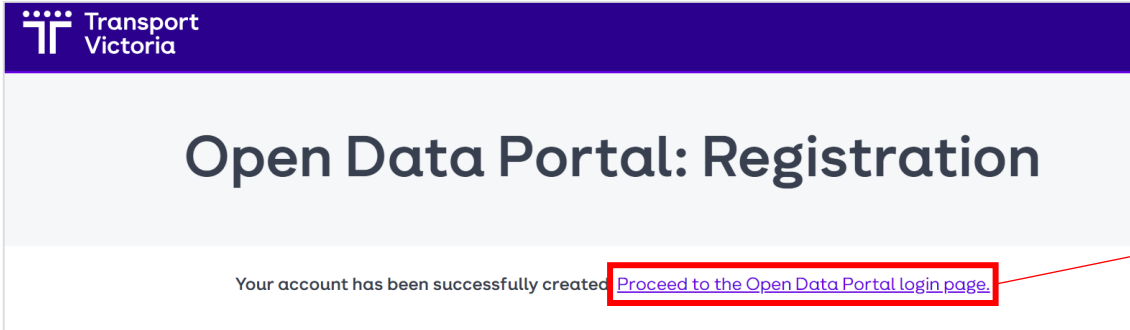
We recommend you complete the next two steps as soon as you can, otherwise your session may expire and you won't be able to complete the sign-up process. If this happens, please send a portal support request via the 'Contact us' form on the [Help and Support](#) page so we can reset your account.

**Step 5:** Download any authenticator app of your choice and scan the QR code displayed on the screen.

**Step 6:** Enter the code in the authenticator app and click the "Confirm" button. You will then see the account confirmation screen.

# Transport Victoria Open Data Portal

## How to register for an account



**Step 7:** On the account confirmation screen, click on the 'Proceed to the Open Data Portal login page' link then sign in with your email and password. You will then be prompted to enter the code from your authenticator app to complete the sign in process. You should have now successfully created your account.

