

Right seat, right fit, every trip



When children travel in a car, they must use the right car restraint, booster seat or seatbelt for their age and size.

To help keep children safe, child restraints and booster seats must be:

- the right type for their size
- correctly installed in the vehicle
- properly adjusted and secured every time they ride.


Children often safely fit in their child restraint for longer than you think.

Check the shoulder height markers on your child's restraint - if your child is still within the size limits, keep them in that restraint until they outgrow it.




For more information or to take the 5-step test online, scan or visit transport.vic.gov.au/rightseat-rightfit

What seat does your child need?




Birth to 6 months

- ✓ Must use a rear facing child restraint.



6 months to under 4 years

- ✓ A rear facing child restraint until they outgrow the size limit, then
- ✓ A forward facing child restraint.



4 years to under 7 years

- ✓ A forward facing child restraint until they outgrow the size limit, then
- ✓ A booster seat.



7 years to 16 years

- ✓ A booster seat or forward facing child restraint, then
- ✓ An adult seatbelt only when they can pass the 5-step test. For most children, this won't be until they are 10-12 years old.
- ✓ It's safest for all children 12 years of age and under to sit in the back seat.