

Light trailer registration

Registration requirements for a light trailer or caravan with an Aggregate Trailer Mass (ATM) of 750kg or less

The registration requirements for a trailer or caravan vary depending on the purpose, the total weight (tare) plus the load capacity of the trailer or caravan. This is referred to as the **Aggregate Trailer Mass (ATM)**.

Trailer and exempt registration

A light trailer (excluding a trailer built to carry a boat) or caravan does not need to be registered to drive on public roads in Victoria if it:

- weighs less (tare mass) than 200kg unladen
- is not wider than the towing vehicle as produced by the manufacturer
- is 3.0 metres or less in length, including the draw-bar and any load
- is not used for business purposes.

Exempt trailers must display the same registration number as the towing vehicle or you can purchase an exempt trailer plate. Exempt trailers must be in a roadworthy condition.

You can still choose to register your trailer, even if it's exempt. In many other states, including NSW and South Australia, all trailers must be registered. If you intend to tow your trailer interstate, it's recommended that you register it in Victoria before you travel.

Light trailer ATM under 750kg

If your trailer has an ATM of 750kg or less you can use the *Light trailer registration* form (attached) to apply for registration.

You'll need to book an appointment to attend a VicRoads Customer Service Centre. An appointment fee will apply.

Light trailer over 750kg but less than 4.5 tonnes

If your trailer has an ATM of 750kg but less than 4.5 tonnes, it must be inspected at a VicRoads Customer Service Centre to be registered. For more information about registering a light trailer exceeding an ATM of 750kg, visit [vicroads.vic.gov.au](https://www.vicroads.vic.gov.au).

Your appointment

Before you contact us to make an appointment, make sure you have the following information ready:

- the Vehicle Identification Number (VIN) or chassis number of your trailer
- the trailer's VIN is recorded on the Register of Approved Vehicles. This applies to all trailers that have never been registered in Australia
- the make, model and previous registration number of your trailer (if previously registered)
- your current licence/customer number.

You'll need to pay an appointment fee when making your appointment.

Make an appointment by:

- booking online at [vicroads.vic.gov.au](https://www.vicroads.vic.gov.au) and paying by Visa or Mastercard*
- calling us on 13 11 71 and paying by Visa or Mastercard*, or
- visiting a VicRoads Customer Service Centre (cash, cheque, Visa or Mastercard*)

*A card payment fee applies.

Bring to your appointment:

- a completed *Light trailer registration* form
- your evidence of identity, for details visit [vicroads.vic.gov.au](https://www.vicroads.vic.gov.au)
- evidence of the Victorian garage address if it differs from your evidence of identity
- if someone else is registering the vehicle on your behalf, they will need to provide an original and signed *Authority to act as an agent* form
- payment for registration and numberplate fees
- tools and screws to put your number plate on before you leave VicRoads.

Light trailer compliance with Standards

If your light trailer has never been registered in Australia, it must meet the design and construction standards outlined in *Vehicle Standards Bulletin 1 – Building Small Trailers (VSB1) version 6*. This bulletin is available at [infrastructure.gov.au](https://www.infrastructure.gov.au).

Compliance requirements differ depending on when the trailer was manufactured. For information regarding light trailer compliance requirements, visit vicroads.vic.gov.au.

Vehicle Identification Number
A light trailer must have a Vehicle Identification Number (VIN) or chassis number stamped on the drawbar or trailer chassis.

Vehicle/identification plate
A light trailer must have a vehicle plate (identification plate).

The vehicle plate must be non corrosive metal and affixed where it can be easily seen. It must be permanently affixed by pop rivets, hammer drive screws or welding.

When your trailer is registered
Always ensure your load is secure and appropriate for the size of your trailer. Loads that are not secured properly can cause serious accidents and injury. For further information refer to the *Load Restraint Guide* from the National Transport Commission at ntc.gov.au.

Definitions

Aggregate Trailer Mass (ATM)
ATM is the maximum loaded mass of the trailer (weight of the trailer plus the load capacity). If you are not sure of the ATM of your trailer contact the manufacturer or a signatory to VicRoads Vehicle Assessment Signatory Scheme (VASS). For VASS information visit vicroads.vic.gov.au or call 13 11 71.

Tare The tare is the weight of a trailer when it is not carrying any load (e.g. goods) and it is in ordinary running condition.

Vehicle Identification Number (VIN)
A VIN is a unique 17-digit alphanumeric number. Any trailer manufactured post 1989 must have a VIN.

For more information about applying for a low-volume VIN, please visit vicroads.vic.gov.au

How to measure your trailer

Maximum dimensions for light trailers are:

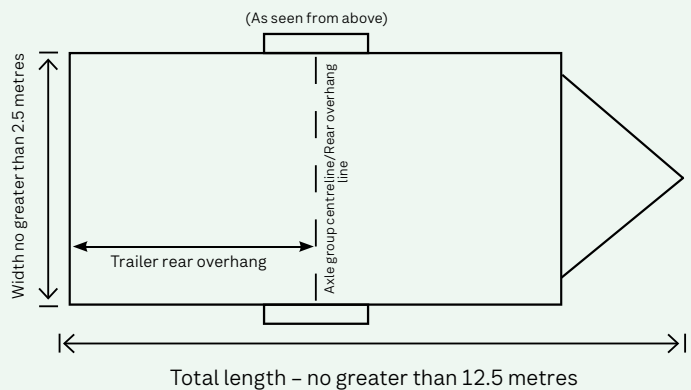
- height 4.3 metres, or 4.6 metres for livestock trailers
- width 2.5 metres including any mudguards, side mounted spare wheels, side-mounted racks, and awnings
- length 12.5 metres (including the drawbar)
- the rear overhang (including any load on the trailer) cannot exceed 3.7 metres.

When the trailer has one axle group or single axle near the middle of its load carrying surface and connects to the vehicle towing it by a drawbar, the maximum rear overhang is the lesser of:

- the length of the load carrying area, or body, ahead of the rear overhang line; and
- 3.7 metres.

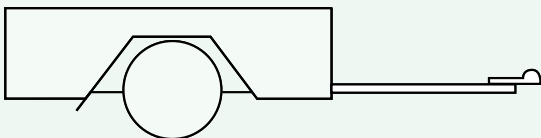
If your trailer or caravan exceeds these measurements, it cannot be registered.

Maximum dimensions for a light trailer

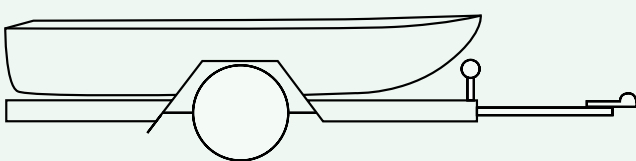


Examples of trailers (with ATM of 750kg or less) that can be registered using this pack

Light box trailer



Light boat trailer



Light van trailer

