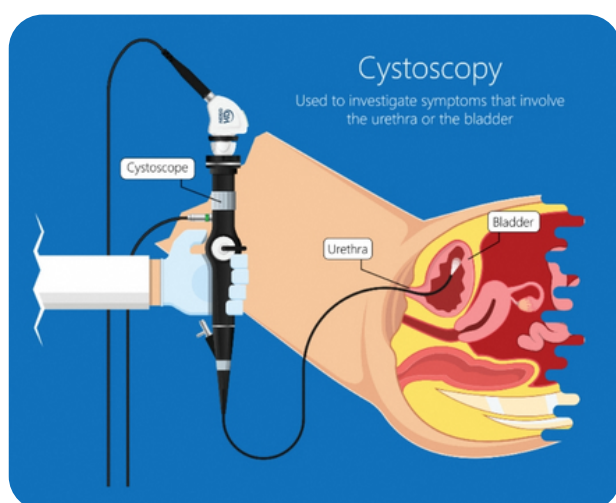


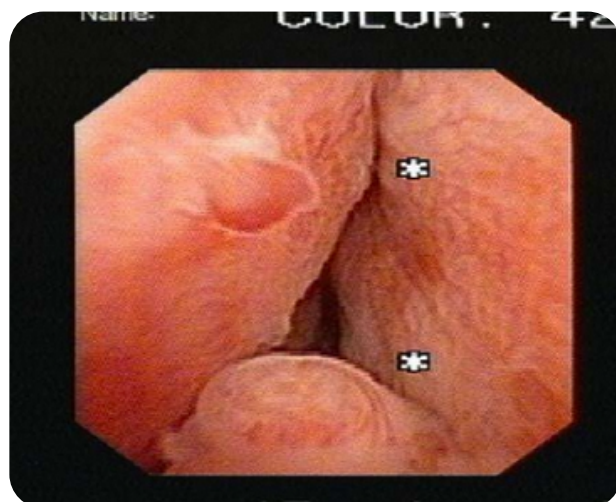
A Guide for Patients and Families

Cystoscopy or Ureterorenoscopy: Post-surgery Discharge Instructions

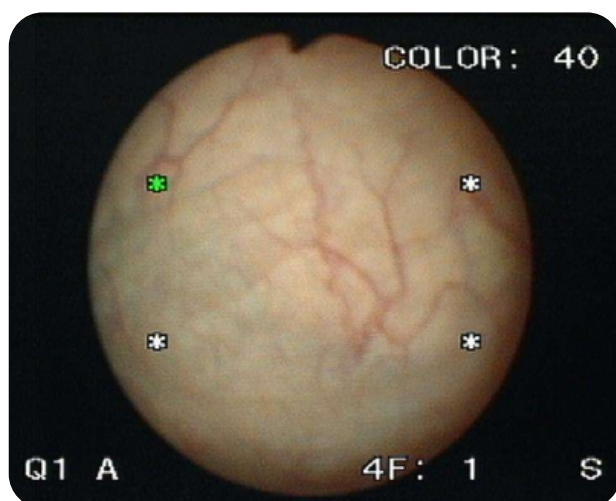
These instructions provide general information and advice regarding care after your surgery. These guidelines are not exhaustive and taking these precautions may help to reduce risks and complications.



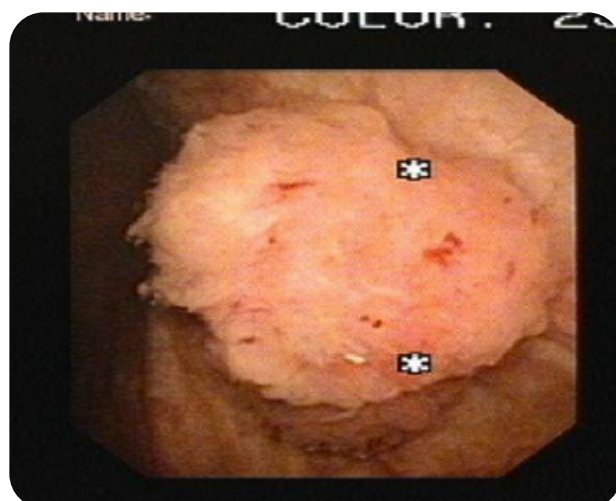
Flexible Cystoscopy



Cystoscopic view of an enlarged prostate gland (males only)



Cystoscopic view of normal bladder lining



Cystoscopic view of a bladder tumour

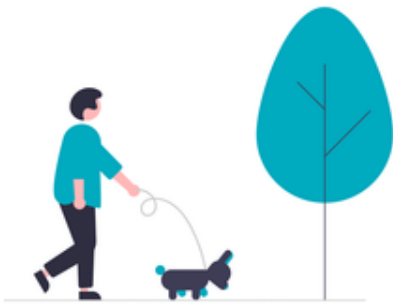
Cystoscopy or Ureterorenoscopy

Post-Surgery Care



Diet

- You may resume your normal diet after surgery
- Drink at least 8 glasses or 2 litres of water a day



Activities

- You may resume your normal activities.



Medication

- Take your medication as prescribed for pain relief.

Special instructions



- You may have burning sensation or pain when you pass urine. It can be relieved by the analgesic as prescribed by the doctor.
- Do expect slight bleeding, and loin pain when passing urine for the first few days after the procedure.
- It is common that after this procedure, a ureteric stent may have been placed into your body. If so, you may encounter stent symptoms, for example mild blood in your urine, loin pain, urinary frequency and urgency.
- Upon discharge, you will be given an appointment for follow up with the doctor.

WHAT SHOULD YOU DO IN AN EMERGENCY?

Please seek medical assistance if you experience the following:

- Unable to urinate.
- Profuse bleeding with fresh blood or blood clots when passing urine.
- Fever of more than 38 degree celsius and above.
- If you experience severe abdominal pain and not relieved by the analgesic as prescribed by the doctor.