

Do I need to apply a patch or stay in the hospital after AC Tap or vitreous biopsy?

You don't have to apply a patch or stay in the hospital after AC Tap or vitreous biopsy.



Clinic Appointments

Tel: (65) 6357 7000

Email: contact@ttsh.com.sg

Website: www.ttsh.com.sg

LASIK Enquiries

Tel: (65) 6357 2255

Email: lasik@ttsh.com.sg

Website: www.ttshlasik.com.sg



Scan the QR Code with your smart phone to access the information online or visit <http://bit.ly/TTSHHealth-Library>

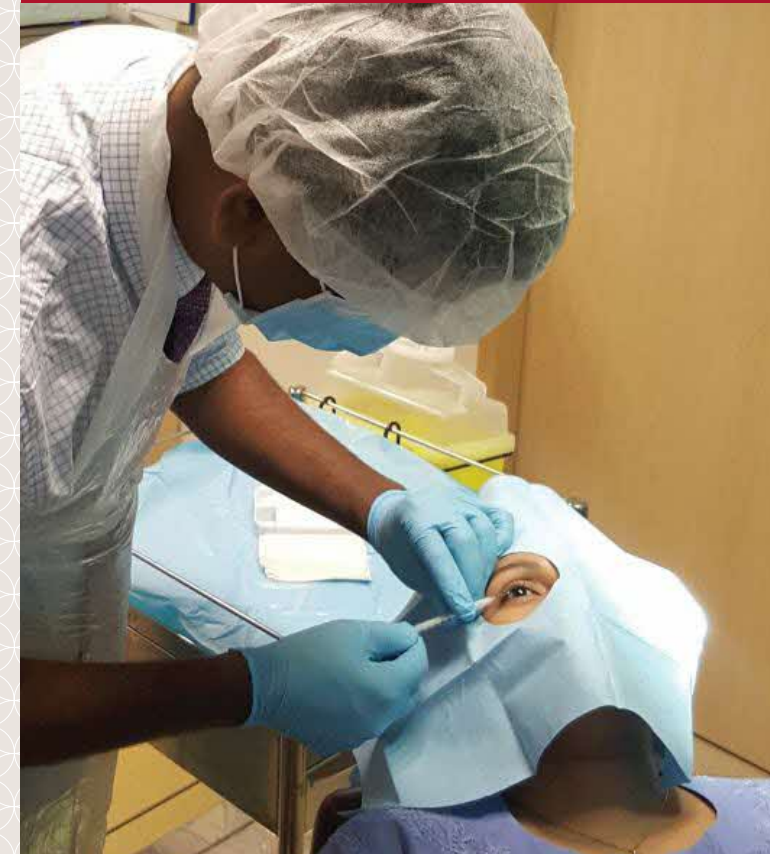
Was this information helpful?
Please feel free to email us if you have any feedback regarding what you have just read at patienteducation@ttsh.com.sg

Disclaimer

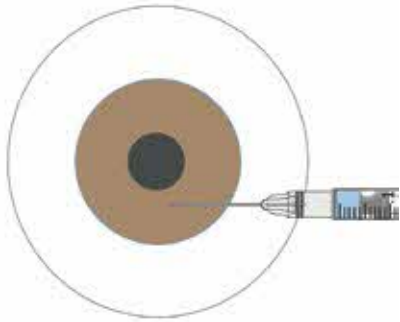
This is a general guide. If in doubt, please consult your doctor. Information is subject to revision without notice. The contents of this leaflet are not to be reproduced in any form without the prior permission of NHG Eye Institute.

DEPARTMENT OF OPHTHALMOLOGY

Anterior Chamber Paracentesis Or AC Tap



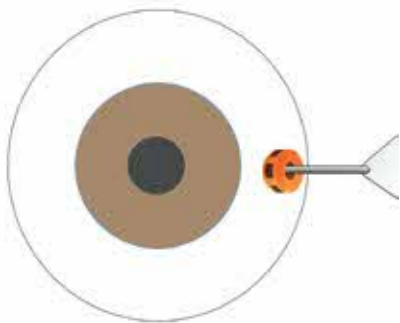
What is AC Tap?



Using a guarded needle.

It is the procedure to take out fluid from front part of the eye for diagnostic or treatment purpose.

What is vitreous biopsy?



Using a vitrector (cutter).

It is the procedure to take out fluid (gel) from the back of the eye using a small guarded needle or a vitrector (cutter) for diagnostic or treatment purpose.

Why am I advised to undergo AC Tap or vitreous biopsy?

- You have been diagnosed with a uveitis or ocular inflammatory or infectious condition, where we are uncertain of the exact cause on clinical examination.
- Microbiological examination of fluid from front or back of the eye, will give us additional insight into the cause of uveitis.
- AC Tap or vitreous biopsy procedure will allow us to obtain the fluid for further microbiological evaluation.

What are the possible results of Aqueous humor analysis or vitreous biopsy?

- Can turn out to be normal.
- Can reveal one of the viruses (herpes group of virus).
- Can be ocular toxoplasmosis.
- Can also be used for diagnosis of ocular tuberculosis.
- Can also be used for diagnosis of other bacterial or fungal infections of the eye.
- Vitreous biopsy can also be used for diagnosis of intraocular lymphoma or malignancies.

When are the results available post-AC Tap or vitreous biopsy?

- As these are quite complex tests and not so commonly performed, we outsource the sample and results are available only after 48 to 72 hours.

What are the potential complications of AC Tap?

AC Tap is one of the very safe procedure, but there is a small risk of:

- Iatrogenic lens touch or damage resulting in inadvertent cataract formation.
- Insufficient sample.
- Haemorrhage.
- Infection.

What are the potential complications of vitreous biopsy?

- Iatrogenic lens touch or damage resulting in inadvertent cataract formation.
- Insufficient sample.
- Vitreous haemorrhage.
- Retinal tear.
- Retinal detachment.