# Towers Watson Global Equity Focus Fund

## UK Pension Scheme - GBP Hedged 'Z' Units

Monthly Factsheet | 31 October 2026

### Portfolio managers



Stuart Gray



Mark Davis

### Fund facts

**Underlying portfolios**
12

**Fund size**
USD 5.0bn

**Base currency**
USD

**Fund inception date**
17 August 2015

**Unit class inception date**
4 April 2019

**Subscriptions**
Daily

**Subscription timings**
Initial documentation to be received at least 10 business days by Northern Trust prior to subscription date. Additional trades require 1 business day notice. Cash required on T+1.

**Minimum initial subscription**
USD 15.0 million for treaty share classes
USD 5.0 million for non-treaty share classes

**Redemptions**
Daily

**Redemption timings**
1 business day notice. Cash paid by T+3.

### Fund fees

We show below the estimated fees and expenses for the share class, as % per annum

| | |
|---|---|
| **Total expense ratio (TER)** | 0.31 |

### Investment objective

The investment objective of the Fund is to achieve long-term capital growth through investment in listed equities.

### Investment policy

The Fund has a multi-manager structure, primarily investing in a range of unconstrained segregated accounts that tap into the top 10-20 global equity investment ideas of who we consider some of the world's most talented stock pickers, creating a high conviction, high active share portfolio. The underlying equity managers all carry our highest research rating and have been assembled together to create a complementary portfolio which is well diversified across investment style, size, sector, and country. The resulting portfolio is a risk controlled fund where returns are primarily expected to be driven by stock selection skill. As long-term investors, the Fund incorporates our approach to sustainable investing and employs a provider of equity ownership services to provide proxy voting recommendation, and engage with companies and policy makers on behalf of investors. In general, we prefer this engagement approach, however in some circumstances an exclusionary approach is appropriate. The Fund seeks to avoid investments in companies deemed to be involved in controversial weapons, as well as in companies that derive significant revenues from thermal coal, oil sands or tobacco in accordance with its Exclusions Policy.

### Expected risk and return

The Fund is actively managed and in the context of the investment objective, the Fund is managed with the intention of outperforming the MSCI World benchmark by 2% per annum net of fees over the medium to long term. The Fund is expected to have a level of active risk (tracking error) that is typically in the range of 2% to 4% per annum, but this range does not act as a limit and can be exceeded from time to time.

Expected return and risk considered under normal market conditions. Return target is indicative only and is not guaranteed.

### Performance and Risk to 31 October 2026

| | Since inception | 10 years | 5 years | 3 years | 12 months | YTD | 3 months | 1 month |
|---|---|---|---|---|---|---|---|---|
| **Fund (net) %†** | 10.8 | — | 8.0 | 17.7 | 8.5 | 6.6 | -0.3 | -0.8 |
| **MSCI World GBP Hedged (%)** | 12.8 | — | 10.9 | 22.0 | 12.6 | 11.6 | 0.9 | -0.7 |
| **Relative return (%)** | -2.0 | — | -2.9 | -4.3 | -4.1 | -5.0 | -1.2 | -0.1 |
| **Tracking Error (%)** | 3.4 | — | 3.4 | 3.2 | 3.3 | | | |
| **Information Ratio** | -0.6 | — | -0.9 | -1.4 | -1.3 | | | |

| Calendar year | 2025 | 2024 | 2023 | 2022 | 2021 |
|---|---|---|---|---|---|
| **Fund (net) %** | 14.9 | 16.2 | 28.6 | -19.0 | 15.3 |
| **MSCI World GBP Hedged (%)** | 19.2 | 21.4 | 22.5 | -17.1 | 23.9 |
| **Relative return (%)** | -4.3 | -5.2 | 6.1 | -1.9 | -8.6 |

### Cumulative performance (%) since Master Fund unit class inception to 31 October 2026

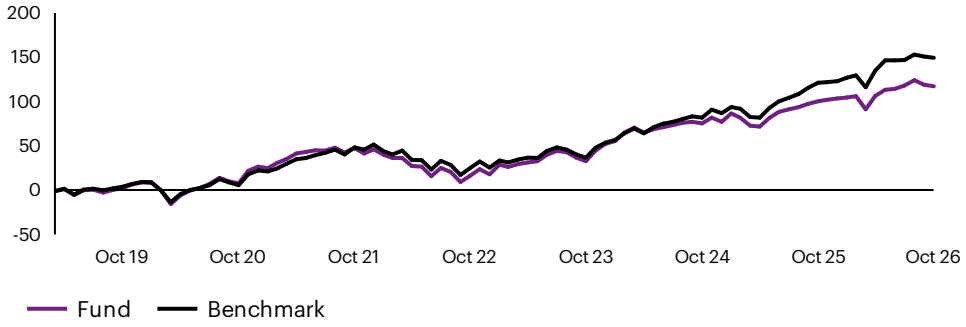


Performance, analysis and valuation data sourced from Northern Trust International Fund Administration Services (Ireland) Limited and Towers Watson Investment Management Limited as at 31 October 2026. Please note that until 18 February 2026, the Fund was authorised as a qualifying investor alternative investment fund ("QIAIF") and was re-authorised by the Central Bank as a UCITS on 19 February 2026. Accordingly, past performance data for the Fund prior to 19 February 2026 relates to the period during which the Fund was authorised as a QIAIF. The investment policy, strategy and portfolio composition were not substantially altered as a consequence of the transfer to the UCITS regime.

MSCI World (ND) sourced from MSCI Inc. (data provided "as is") as at 31 October 2026.

**Past performance does not predict future returns. The value of investments and the income from them can go down as well as up; this may be due, in part, to exchange rate fluctuations.**

## Style breakdown (%)

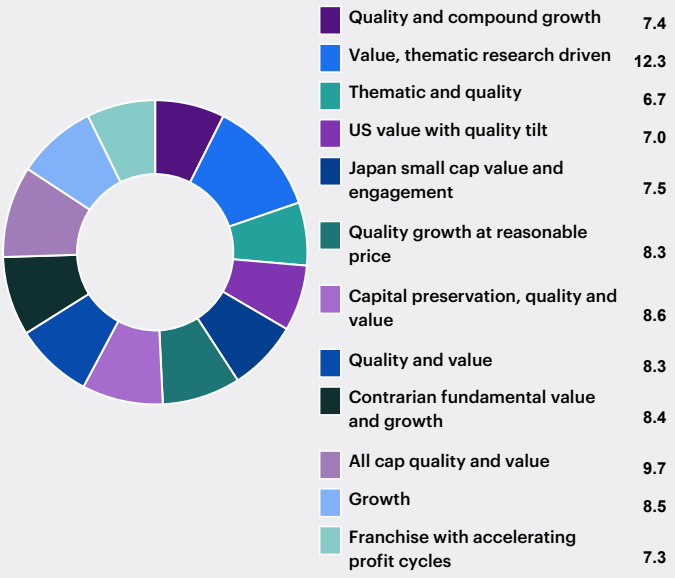


## Regional breakdown versus benchmark (%)

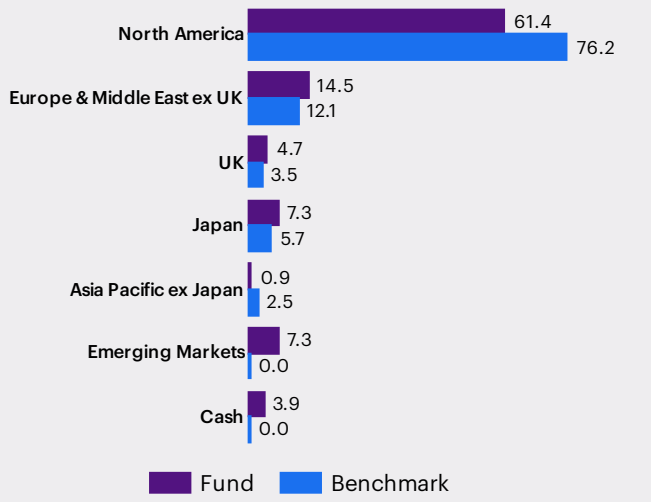


## Sector breakdown versus benchmark (%)

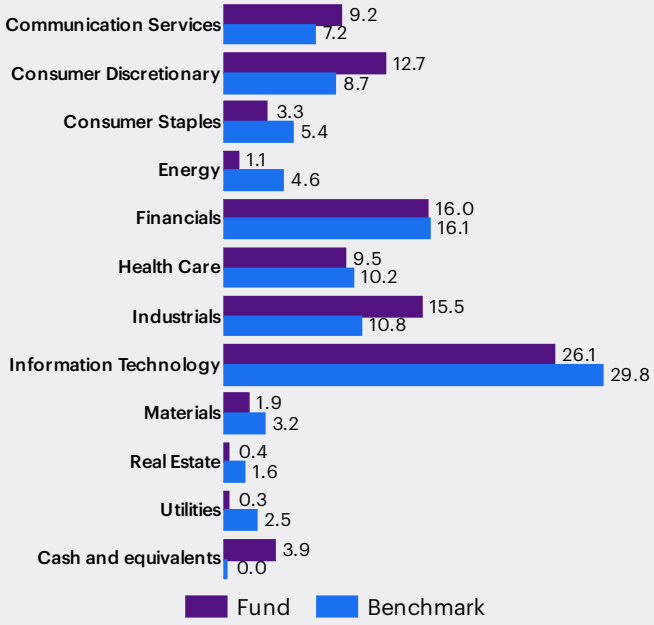


## Portfolio characteristics

| | Fund | Benchmark |
|---|---|---|
| Number of holdings | 165 | 1,248 |
| Active money | 72% | — |
| Average market cap (USD bn) | 1,074.0 | 1,131.4 |
| Price-earnings ratio (trailing) | 19.7 | 22.3 |
| Price-to-book ratio | 3.3 | 4.1 |
| Dividend yield | 1.4% | 1.5% |
| Long-term earnings per share growth | 24.6% | 24.5% |
| Return on equity | 28.7% | 18.2% |
| Debt-to-equity | 51.5% | 58.3% |

## Top 10 holdings (%)

| Security name | Fund weight | Benchmark weight |
|---|---|---|
| Microsoft | 5.7 | 4.1 |
| Amazon | 4.8 | 2.6 |
| Taiwan Semiconductor | 3.6 | 0.0 |
| Alphabet | 3.4 | 3.3 |
| Nvidia Corp | 3.2 | 5.3 |
| Samsung | 2.7 | 0.0 |
| Mastercard | 2.5 | 0.6 |
| Meta | 1.9 | 1.5 |
| SAP SE | 1.8 | 0.3 |
| HCA Healthcare | 1.8 | 0.1 |

## Market capitalisation breakdown (%)

| Market capitalisation (USD) | Fund weight | Benchmark weight |
|---|---|---|
| 150bn + | 43.7 | 58.4 |
| 50 - 150bn | 22.4 | 24.3 |
| 10 - 50bn | 23.8 | 16.7 |
| 5 - 10bn | 2.7 | 0.6 |
| 2 - 5bn | 3.2 | — |
| 0 - 2bn | 0.3 | — |
| Cash | 3.9 | — |

Performance, analysis and valuation data sourced from Northern Trust International Fund Administration Services (Ireland) Limited and Towers Watson Investment Management Limited as at 31 October 2026. Please note that until 18 February 2026, the Fund was authorised as a qualifying investor alternative investment fund ("QIAIF") and was re-authorised by the Central Bank as a UCITS on 19 February 2026. Accordingly, past performance data for the Fund prior to 19 February 2026 relates to the period during which the Fund was authorised as a QIAIF. The investment policy, strategy and portfolio composition were not substantially altered as a consequence of the transfer to the UCITS regime.
MSCI World (ND) sourced from MSCI Inc. (data provided "as is") as at 31 October 2026.

## Historical Performance

| Period | Fund (net) (%) | MSCI World GBP Hedged (%) |
|---|---|---|
| 10/2019 - 10/2020 | 5.1 | 1.8 |
| 10/2020 - 10/2021 | 36.4 | 39.9 |
| 10/2021 - 10/2022 | -20.8 | -15.3 |
| 10/2022 - 10/2023 | 13.6 | 8.9 |
| 10/2023 - 10/2024 | 31.9 | 32.7 |
| 10/2024 - 10/2025 | 14.0 | 21.7 |
| 10/2025 - 10/2026 | 8.5 | 12.6 |

## Key facts

**Regulator**
Central Bank of Ireland

**Regulatory form**
Undertaking for Collective Investment in Transferable Securities Fund

**Structure**
Common Contractual Fund

**Manager**
Carne Global Fund Managers (Ireland) Limited

**Investment manager**
Towers Watson Investment Management Limited

**Administrator**
Northern Trust International Fund Administration Services (Ireland) Limited

**Depository**
Northern Trust Fiduciary Services (Ireland) Limited

## Key risk warnings

**This section contains important regulatory disclosures and risk warnings that are relevant to the material in this document. You should read this section carefully, as it is intended to inform and protect you.**

- **This is a marketing communication. Please refer to the fund prospectus and any other relevant documentation before making any final investment decisions.**
- **Towers Watson Investment Management Limited ("TWIM") has approved this document for issue to Professional Clients only.**
- **The value of all investments and the income from them can go down as well as up. This means you could get back less than you invested.**
- **Changes in exchange rates may cause the value of investments to decrease or increase.**
- **Securities and derivatives trading in which the portfolio funds engage are speculative and involve a substantial risk of loss.**
- **Past performance does not predict future returns.**
- **If the Fund is denominated in a currency other than your home currency, movements in exchange rates may, if not hedged, have a significant impact on the value of (and income from) your investment.**

## Notes

Unless otherwise stated, all data in this document is as at 31 October 2026.

Per the Sub-Fund (GEFF)'s SFDR Article 8 designation, The Investment Manager intends for the Sub-Fund to achieve an approximately 50% reduction in greenhouse gas emissions by 2030 in its portfolio and continue beyond that time to further reduce greenhouse gases from the portfolio with an aim of net zero emissions by 2050. Progress is measured using multiple metrics in the form of a 'climate dashboard'. For further information, please see the fund prospectus.

The Fund's minimum initial subscription amount for each unit class is set out in the supplement to the prospectus.

Business days are those in Ireland, UK and the US.

Please see the Fund's Prospectus for full terms applicable to the Fund.

Source: Performance, analysis and valuation data sourced from Northern Trust International Fund Administration Services (Ireland) Limited and Towers Watson Investment Management Limited. Benchmark is MSCI World (net dividends reinvested), sourced from MSCI Inc. (data provided "as is"). Income reinvested. Figures may be subject to rounding. The actual composition of the Fund's portfolio at any time may be different than that represented above, and will change over time as Towers Watson Investment Management Limited intends to re-evaluate the composition of the portfolio on an on-going basis.

Performance for the latest month is preliminary and may be subject to subsequent revision; performance is finalised each month and any updates will be reflected in the subsequent month's factsheet.

Fund fees estimated fees and expenses shown in the table are as at 30 June 2026. This does not include hedging costs and certain share classes are hedged. The Total Expense Ratio (TER) represents the expected operating expenses of the Fund over a 12-month period. In accordance with industry practice, the TER strictly excludes portfolio transaction costs (including both explicit trading fees and implicit market impact costs). Total transaction costs and hedging costs are estimated using the latest available information and are disclosed separately in our MiFID II reporting and PRIIPs Key Information Documents.

Style breakdown chart depicts the current style breakdown for the sub-investment managers in the Fund. This is based on style classification as provided by WTW. The style breakdown chart excludes the Fund's current allocation to cash.

Portfolio characteristics table depicts the current portfolio characteristics for the underlying securities in the Fund. Figures are preliminary and may be subject to change.

Regional breakdown versus benchmark chart depicts the current regional breakdown for the underlying securities in the Fund. This is based on an approved classification system from Northern Trust International Fund Administration Services (Ireland) Limited which may rely on third party vendors.

Sector breakdown versus benchmark chart depicts the current sector breakdown for the underlying securities in the Fund. This is based on the GICS (Global Industry Classifications Standard) from MSCI. The portfolio sector allocations shown above may be subject to rounding.

Top 10 Holdings depicts the current ten largest holdings in the Fund.

Market capitalisation breakdown depicts the current market capitalisation breakdown for the underlying securities in the Fund.

The Towers Watson Global Equity Focus Fund (a Sub-Fund of the Towers Watson Common Contractual Fund) was created by way of a Scheme of Amalgamation with the Towers Watson Global Equity Focus Fund (a Sub-Fund of Towers Watson Investment Management Ireland 1 plc) on 21 March 2017. Performance for Apr 2019 is for the part period from 04 Apr when the Unit class was incepted. This factsheet is for the UK Pension Scheme - GBP Hedged 'Z' Units, the Fund may offer other Unit classes, as noted on the Fund Facts section of this factsheet. There may be a Unit class available with a longer track record, if this is of interest to you please contact us.

† Performance shown is net of underlying manager fees and all expenses. The UK Pension Scheme GBP Hedged Z unit class does not bear Management/Investment Management fees. Please note that until 18 February 2026, the Fund was authorised as a qualifying investor alternative investment fund ("QIAIF") and was re-authorised by the Central Bank as a UCITS on 19 February 2026. Accordingly, past performance data for the Fund prior to 19 February 2026 relates to the period during which the Fund was authorised as a QIAIF. The investment policy, strategy and portfolio composition were not substantially altered as a consequence of the transfer to the UCITS regime.

Tracking error and Information ratio shown for periods over 12 months. Performance for periods over 12 months is annualised. Figures may be subject to rounding.

## Other important information

Towers Watson Investment Management Limited ("TWIM") of 51 Lime Street, London, EC3M 7DQ, is authorised and regulated in the United Kingdom by the Financial Conduct Authority (FCA Register firm reference number 446740, refer to the FCA Register for further details) and incorporated in England and Wales with company number 05534464.

TWIM is the appointed investment manager to the Towers Watson Global Equity Focus Fund. The Towers Watson Global Equity Focus Fund is an actively managed Undertaking for Collective Investment in Transferable Securities Fund organised as a common contractual fund in Ireland and approved by the Central Bank of Ireland. Carne Global Fund Managers (Ireland) Limited ("Carne") is the management company to the WTW Irish range of actively managed funds and has appointed TWIM as the investment manager to these funds. Carne was incorporated on 10 November 2003 under registration number 377914 and its registered office is at 55 Charlemont Place, Dublin 2, Ireland. Carne is authorised and regulated by the Central Bank of Ireland.

Towers Watson Limited (trading as Willis Towers Watson) (Head Office: Watson House, London Road, Reigate, Surrey, RH2 9PQ) is authorised and regulated in the United Kingdom by the Financial Conduct Authority (FCA Register Firm Reference Number 432886, refer to the FCA register for further details) and incorporated in England and Wales with Company Number 05379716.

Willis Towers Watson (Ireland) Limited trading as Willis Towers Watson is regulated by the Central Bank of Ireland. Registered in Ireland number 402562. Willis Human Capital & Benefits Ireland Limited trading as Willis HC&B Ireland is regulated by the Central Bank of Ireland. Registered in Ireland number 403117.

Willis Towers Watson Investments GmbH (Office: Ulmenstraße 30, 65325 Frankfurt), along with its branches, NL Branch (LEI code724500ZTOZ41VQJYNF89 registered at AFM) and Sucursal en España (LEI Code: LEI: 894500P8A8I2SH30C529) are authorised and regulated in Germany by the German Financial Supervision Authority (BaFin - Bundesanstalt für Finanzdienstleistungsaufsicht) and incorporated in Germany with Company Number HRB 54178, registered in Frankfurt/Main. LEI 875500ZEA057SAXDQ134.

## Limitations of reliance:

Towers Watson Investment Management Limited ("TWIM") has prepared this document for general information purposes only and it should not be considered a substitute for specific professional advice. This document is not intended as an invitation to subscribe for units in the Fund and no action should be taken based on this document as it does not take account of the recipient's specific requirements or circumstances. As such, this document should not be relied upon for investment or other financial decisions and no such decisions should be taken on the basis of its contents without seeking specific advice.

This document is based on information available to TWIM at the date of this material or other date indicated and takes no account of developments after that date. In preparing this document TWIM has relied upon information supplied by third parties. TWIM therefore provides no guarantee as to the accuracy or completeness of this information and TWIM and its affiliates and their respective directors, officers and employees (together "WTW") accept no responsibility and will not be liable for any errors, omissions or misrepresentations by any third party in respect of such information.

This document may not be reproduced or distributed, whether in whole or in part, without TWIM's prior written permission, except as may be required by law. In the absence of its express written agreement to the contrary and to the maximum extent permitted by law, WTW accepts no responsibility and will not be liable for any consequences howsoever arising from any use of or reliance on this document or any of its contents. Any recipient of this document who is not categorised as a Professional Client and, as such, is not approved to receive this document, should return it to TWIM.

The MSCI information may only be used for your internal use, may not be reproduced or redisseminated in any form and may not be used as a basis for or a component of any financial instruments or products or indices. None of the MSCI information is intended to constitute investment advice or a recommendation to make (or refrain from making) any kind of investment decision and may not be relied on as such. Historical data and analysis should not be taken as an indication or guarantee of any future performance analysis, forecast or prediction. The MSCI information is provided on an "as is" basis and the user of this information assumes the entire risk of any use made of this information. MSCI, each of its affiliates and each other person involved in or related to compiling, computing or creating any MSCI information (collectively, the "MSCI Parties") expressly disclaims all warranties (including, without limitation, any warranties of originality, accuracy, completeness, timeliness, non-infringement, merchantability and fitness for a particular purpose) with respect to this information. Without limiting any of the foregoing, in no event shall any MSCI Party have any liability for any direct, indirect, special, incidental, punitive, consequential (including, without limitation, lost profits) or any other damages. (www.msci.com).

## About WTW

At WTW (NASDAQ: WTW), we provide data-driven, insight-led solutions in the areas of people, risk and capital. Leveraging the global view and local expertise of our colleagues serving 140 countries and markets, we help you sharpen your strategy, enhance organizational resilience, motivate your workforce and maximize performance. Working shoulder to shoulder with you, we uncover opportunities for sustainable success - and provide perspective that moves you. Learn more at wtwco.com.

**wtwco.com/social-media**

Copyright © 2026 WTW. All rights reserved.
TW GEFF - UK PS GBP Z H - EN Factsheet - 10 2026 - 372323

**wtwco.com**