

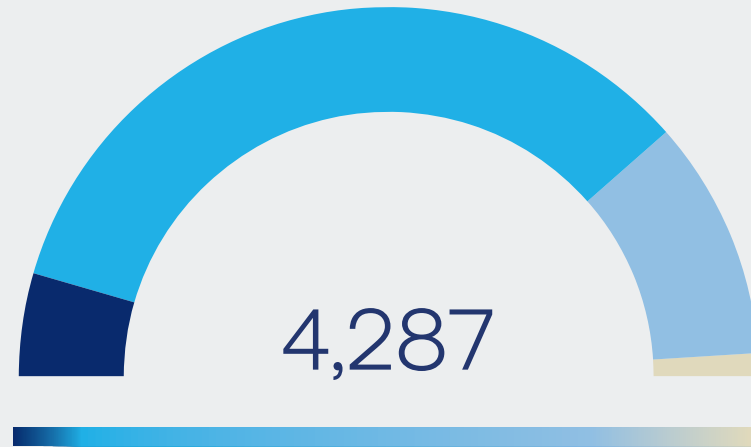
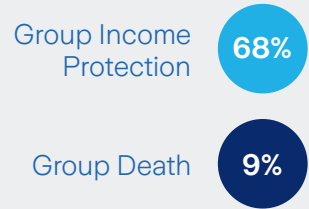
# Zurich Group Life Insurance

We supported 4,287 Life Insurance customers in 2022



We've paid over  
**\$305**  
million and accepted  
92% of claims

## Customers we supported by claim type

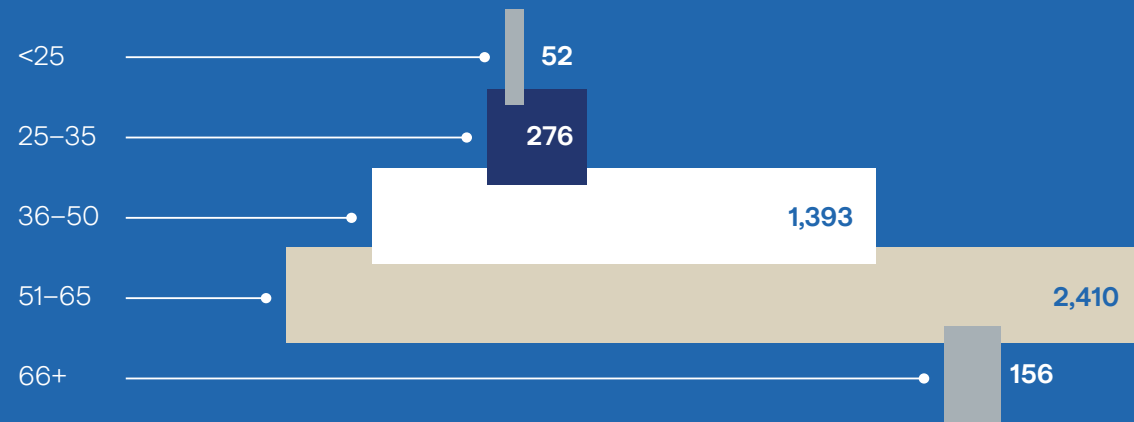


# Zurich Group Life Insurance

We supported 4,287 Life Insurance customers in 2022



## Customers we supported by age



## Top causes of claim



\*Musculoskeletal includes: Accidents, Injuries, Fractures. | \*Other leading male causes: Neurological, Gastrointestinal, Respiratory.  
| \*Other leading female causes: Cardiovascular, Gastrointestinal.

# Group Death



Million AUD – largest Death claim paid



Youngest Death claimant



Average age of customer with a Death claim



Percent of the total customers we supported were for Death



Total claims we paid

**\$54,555,741.19**

Male total claims

**\$45,030,915.98**

Male customers

**290**

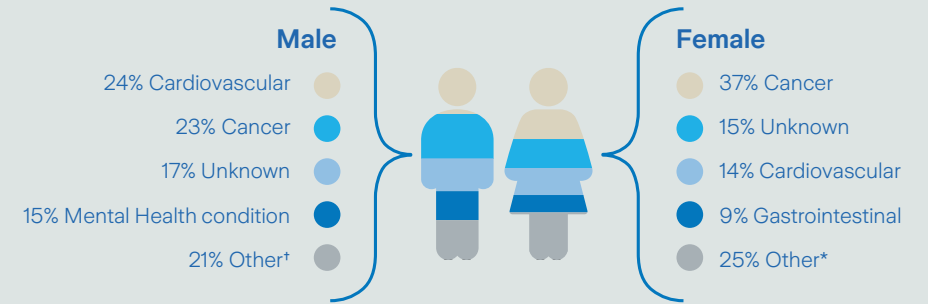
Female total claims

**\$9,524,825.21**

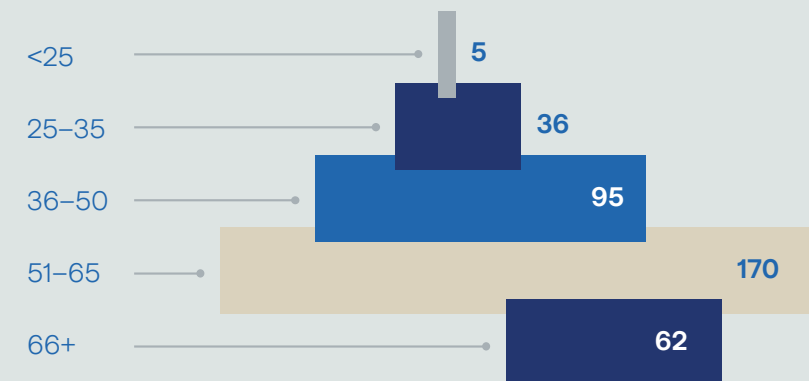
Female customers

**78**

## Top causes



## Customers we supported by age



\*Other leading male causes: Musculoskeletal/injury, Neurological, Infection. | \*Other leading female causes: Mental Health condition, Neurological, Respiratory, Gastrointestinal.

# Group Income Protection



Average age of customer currently on Income Protection claim



Percent of the total customers we supported were for Income Protection



Out of all musculoskeletal injuries, back/neck and leg were the areas most affected



Depression was the leading cause for Income Protection mental health claims



Total claims we paid  
Total claims we paid  
**\$115,765,652.63**

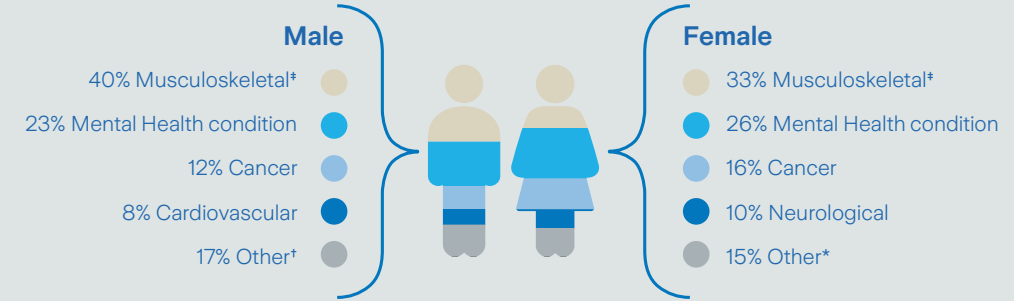
Male total claims  
**\$61,668,726.76**

Male customers  
**1,326**

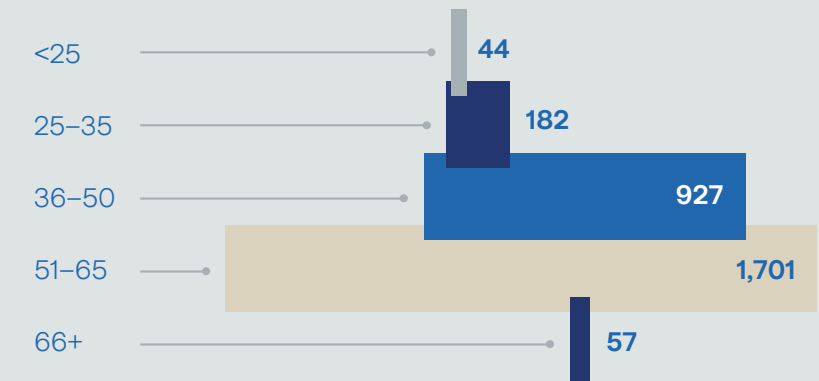
Female total claims  
**\$54,096,925.87**

Female customers  
**1,585**

## Top causes



## Customers we supported by age



\*Musculoskeletal includes: Accidents, Injuries, Fractures. | †Other leading male causes: Neurological, Gastrointestinal, Eye conditions. |  
\*Other leading female causes: Cardiovascular, Gastrointestinal.

# Group Total and Permanent Disablement (TPD)



1.0  
Million AUD – largest Total and Permanent Disablement claim paid



22  
Youngest Total and Permanent Disablement claimant



51  
Average age of customer with a Total and Permanent Disablement claim

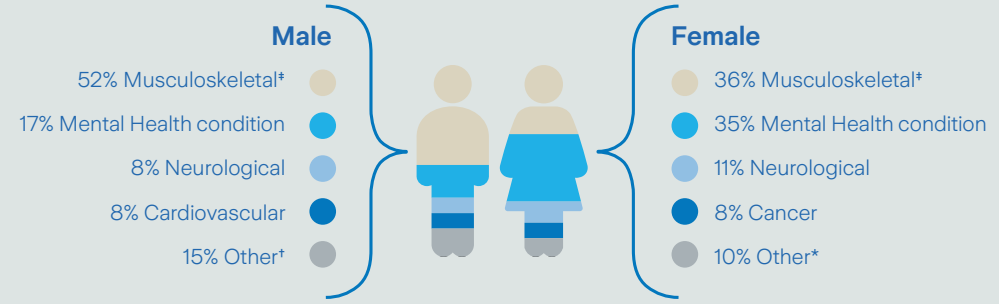


21  
Percent of the total customers we supported were for Total and Permanent Disablement

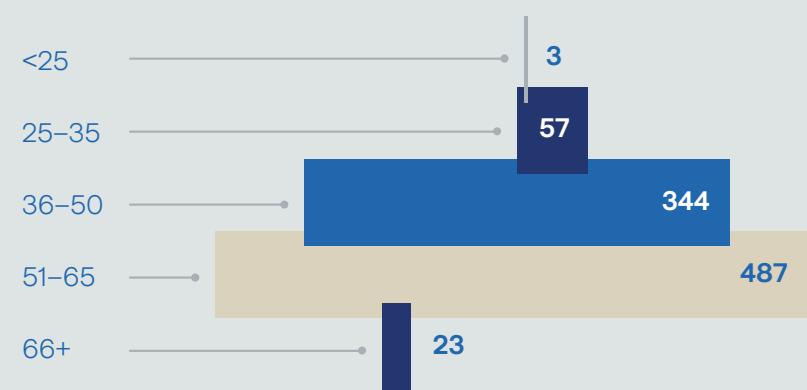


- Total claims we paid **\$116,107,588.57**
- Male total claims **\$70,019,455.21**
- Male customers **629**
- Female total claims **\$46,088,133.36**
- Female customers **285**

## Top causes



## Customers we supported by age



\*Musculoskeletal includes: Accidents, Injuries, Fractures. | \*Other leading male causes: Cancer, Respiratory, Gastrointestinal. | \*Other leading female causes: Cardiovascular, Gastrointestinal, Autoimmune.

# Group Terminal Illness



1.0  
Million AUD – largest Terminal Illness claim paid



34  
Youngest Terminal Illness claimant



55  
Average age of Terminal Illness claim



02  
Percent of the total customers supported were for Terminal Illness



Total claims we paid

**\$19,273,548.13**

Male total claims

**\$12,021,542.60**

Male customers

**55**

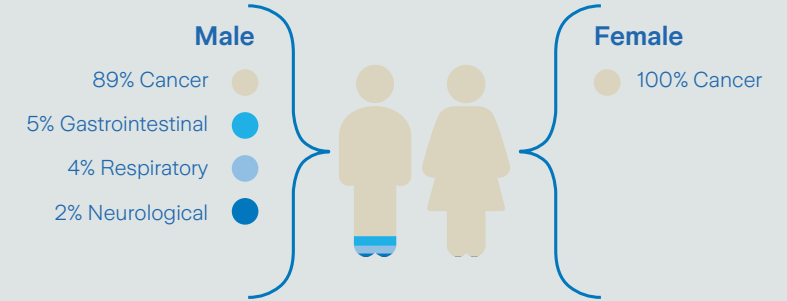
Female total claims

**\$7,252,005.53**

Female customers

**39**

## Top causes



## Customers we supported by age

