

# ONECARE

Protection For Life™

Product Disclosure Statement  
Policy terms

30 March 2026

## ENTITY DETAILS IN THIS PRODUCT DISCLOSURE STATEMENT (PDS)

Name of legal entity	Registered numbers	Abbreviated terms used throughout this PDS
Zurich Australia Limited	ABN 92 000 010 195, AFSL 232510	OnePath Life, the Insurer, we, us, our



### LIFE INSURANCE CODE OF PRACTICE

We are committed to following the Life Insurance Code of Practice (the Code) and have adopted all of its requirements.

The Code sets out insurer's obligations to consumers during all stages of the life insurance process including:

- When you buy a policy, make a claim or deal with us; and
- When we deal with claims, complaints and requests for information; and
- When we help you if you experience financial hardship or need extra support.

As a subscriber to the Code, we make a number of key promises to consumers, including commitments to be honest, respectful and clear in all our interactions and communications. The Code also requires us to be fair, timely, transparent and accountable when providing services.

The Code also contains medical definitions for certain conditions. This means that where your Trauma Comprehensive or Premier Cover includes one of the conditions defined under the Code and you make a claim, we will assess your claim against the better of the following definitions:

- a. the applicable definition in our PDS linked to the full benefit amount
- b. if different from a. above, the corresponding medical definition in the Code that is current at the time of the illness or injury.

The medical definitions provided under the Code only apply to the first \$2 million of Trauma Comprehensive and Premier Covers where we issued your policy on or after 1 July 2017. They do not apply to any of the following:

- a. other benefits such as Trauma Cover either reinstated after a claim or where the amount payable varies according to the severity of the condition
- b. to payments for benefits included with Income Secure Cover or Total and Permanent Disability (TPD) Cover.

If you would like more information about the Code, please visit our website [onepath.com.au/licop](http://onepath.com.au/licop)

# HOW TO FIND YOUR WAY AROUND THIS PDS

Section		Page
Entity details in this PDS		2
Life Insurance Code of Practice	OnePath Life has adopted the Life Insurance Code of Practice.	2
What are OneCare and OneCare Super? Who issues OneCare? About OnePath	This section briefly describes the products and their issuers.	5
This PDS	This section explains the purpose of the PDS, and how we may update information it contains.	5
Your financial adviser is there to help	This section explains the role of your financial adviser.	6
How to contact us	This section provides contact details including how to access the customer portal.	6
Many words in this PDS have a special meaning	There are key terms used throughout this PDS you should understand.	7
A broad range of insurance Cover	This section summarises each of the types of Cover available under OneCare.	8
How to apply	This section explains the application process.	9
The duty to take reasonable care not to make a misrepresentation	It is important that you understand your duty to take reasonable care not to make a misrepresentation before you complete the Application Form.	10
This PDS is a policy contract	This PDS contains the standard terms and conditions of OneCare, contract between OnePath Life and the policy owner.	11
You can change your mind during the cooling-off period	This section explains what happens if you change your mind.	11
Who can own your Cover?	This section explains the different ways your Cover can be owned – by you, another person, a company or through superannuation.	12
OnePath Life rewards you	We offer a range of value-adding features.	13
The amounts you can insure	This section explains the minimum and maximum amounts you can apply for under each type of OneCare Cover.	14
Conditions on who can be a life insured	This section sets out entry age and other eligibility conditions you should consider before applying for OneCare.	16
We will not pay a benefit in some circumstances	It is important to understand the exclusions and restrictions that apply to your Cover.	17
Different ways we can pay benefits	This section explains your options for receiving benefits as a lump sum or by instalments over a period of time.	20
How to claim	This section introduces the claims process and explains the information you or those close to you will be asked to provide so we can assess a claim.	21
Life Cover	Our Life Cover is designed to provide a benefit on death or terminal illness.	23
Total and Permanent Disability Cover	TPD Cover is designed to provide financial support if an illness or injury stops you from returning to work or normal domestic duties.	28
Trauma Cover	Trauma Cover pays a benefit that can help you pay out debt, and cover the costs of lifestyle changes and medical expenses following the diagnosis of a serious illness.	39
Continuous Care Cover	Continuous Care Cover is designed to provide financial support when permanent illness or injury leads to lifelong care needs. It can help cover costs like home assistance, residential care, or home modifications.	48
Child Cover	Child Cover is designed with the whole family in mind. It is a way of insuring children for various trauma events, such as cancer, terminal illness and death.	51
Extra Care Cover	Extra Care Cover provides a way of topping up your OneCare Cover with individual elements of Accidental Death Cover, Terminal illness Cover, and Extended Needle Stick Cover for medical professionals.	54
Standard features of lump sum Covers	As your life changes, your life insurance may need to change with it. Your OneCare policy includes many features that help ensure your Cover adapts to future needs.	56

Section		Page
Income Secure Cover	The ability to earn an income is an important asset. An injury or illness that prevents you from working can have a significant financial impact, both short term and long term. Income Secure Cover can replace up to 70% of your monthly income if you cannot work because of illness or injury. You can use this money to pay the bills and stay on top of day-to-day living expenses while you recover.	69
Business Expense Cover	This Cover is especially designed for business owners, sole traders and partnerships. It pays a monthly benefit to help cover fixed business expenses if the life insured is totally or partially disabled, helping the business stay afloat.	85
Living Expense Cover	Living Expense Cover is designed for people who are not eligible for Income Secure Cover. This is usually because they do not have an income, such as home-makers and retirees, or because they work part time or casually. This Cover pays an agreed monthly benefit if the life insured is significantly disabled.	92
Glossary of trauma conditions	This section sets out the specific definitions of the conditions we pay benefits for under Trauma Cover, the Severity Booster Option under Income Secure Cover and Child Cover.	97
Glossary of special terms	This section sets out the definitions of terms used with a special meaning throughout this PDS.	105
The cost of the policy	This section explains the premium you will pay for OneCare.	111
Further terms of the policy	This section provides further terms and conditions of the OneCare policy.	115
<b>Key information you should know</b>		
Taxation	This section provides general information about the tax consequences of OneCare.	117
Enquiries and Complaints	The section explains how to raise concerns, including through the complaint handling mechanism external to OnePath Life.	117
Risks of insurance	There are some risks you should consider alongside the benefits when making a decision about OneCare.	117
Interim Cover	This section explains the cover we may provide while assessing your application for OneCare.	118
Privacy Statement	The Privacy Statement explains how OnePath Life collects, uses and shares your personal information (including, where authorised and required, health and other sensitive information), and how we manage your consent to receive marketing communication.	121
Direct Debit Request Service Agreement	This section explains the terms of our agreement with you if you choose to pay premiums by direct debit.	122
About the application	This section provides further information about the application process.	122

## WHAT ARE ONECARE AND ONECARE SUPER?

OneCare is an insurance product offering various lump sum and monthly benefits. It offers Life Cover, Total and Permanent Disablement (TPD) Cover, Trauma Cover, Continuous Care Cover, Child Cover, Extra Care Cover, Income Secure Cover, Business Expense Cover and Living Expense Cover. OneCare insurance can be purchased outside super or through super (via an external master trust, self-managed super fund (SMSF) or small APRA fund) or via OneCare Super.

OneCare Super is an insurance-only superannuation product for those customers who wish to have OneCare insurance Cover through super in Brighter Super ABN 23 053 121 564 (Fund). Brighter Super Trustee ABN 94 085 088 484 AFSL 230511 (Trustee) is the trustee of the Fund and the issuer of OneCare Super. Zurich Australia Limited trading as OnePath Life (Zurich, OnePath Life) is the insurer and administrator of OneCare Super.

This document explains the terms, conditions and features of OneCare, held outside super and held through super. If OneCare insurance Cover is purchased through OneCare Super, you should also refer to the OneCare Super PDS issued by the Trustee.

## WHO ISSUES ONECARE?

Zurich issues OneCare which includes OneCare External Master Trust, OneCare SMSF and OneCare policies to the Trustee of OneCare Super.

Zurich is the issuer of this PDS.

Zurich will collect, use, store and disclose your personal information in accordance with the Privacy Policy available at [onepath.com.au/insurance/privacy-policy](http://onepath.com.au/insurance/privacy-policy). You may also request a free copy by contacting Customer Care on 133 667.

## ABOUT ONEPATH

OnePath is a leading life insurance brand, with a heritage of over 150 years helping Australians to protect what is important to them.

OnePath life insurance solutions are provided by Zurich which is part of the Zurich Insurance Group. Together, we are one of Australia's largest life insurers, serving more than two million customers. We aim to protect more Australians by offering a comprehensive protection range including life cover, income protection, total and permanent disability and trauma cover. Through this comprehensive range of insurance covers, we endeavour to help customers achieve their financial goals and will be here when our customers need us – from policy inception to claim time.

Employing more than 56,000 people worldwide, the Zurich Insurance Group operates in over 210 markets as an insurance specialist and is committed to placing customer needs at the heart of their business.

## THIS PDS

This document is a combined PDS and policy terms

This PDS contains important information about the OneCare product which you should consider before making a decision to acquire the product. You should read this PDS carefully and keep it in a safe place.

This PDS also contains the standard terms and conditions of all Covers available under OneCare. If you apply for Cover and your application is accepted, we will issue a Policy Schedule to you. You should read this PDS, together with your Policy Schedule, to understand the particular benefits that apply to you for each life insured. See the section, 'This PDS is a policy contract' on page 11 for more information.

This PDS is not personal advice

The information in this PDS is general information only and does not take into account your personal needs, objectives and financial circumstances.

You should consider whether the information is appropriate for you, considering your objectives, financial circumstances and needs.

OneCare has been designed to suit consumers with certain needs and objectives

Each product explained in this document has been designed for consumers with certain objectives, financial situations and needs. Not all products are suitable for all consumers and you need to consider, with the help of any financial adviser advising you, whether the product is right for you.

We have made a target market determination for each product in this document. The determination sets out key attributes of the product, the needs and objectives it is intended to address, eligibility requirements, financial capacity expectations, some key exclusions and how it is to be sold. You can find these documents on our website at [onepath.com.au/tmd](http://onepath.com.au/tmd)

## Changes to information in this PDS

Certain information in this PDS, including taxation information, is based on present laws and how we interpret those laws.

The information contained in this PDS may change from time to time. Where the changes are not materially adverse, you will be able to find details of the changes at [onepath.com.au](http://onepath.com.au) or you can obtain a copy free of charge by contacting Customer Care on 133 667.

We also reserve the right to change matters which do not form part of the policy terms. This includes administrative matters, or fees and charges.

We will issue a supplementary or replacement PDS if there is a materially adverse change to, or omission of, information in this PDS.

You can request a free paper copy of this PDS or any updated information by contacting Customer Care on 133 667.

## Financial Services Guide

A Financial Services Guide (FSG) is an important document that outlines the type of products and services that OnePath Life is authorised to provide under its Australian Financial Services Licence (AFSL).

Please visit [onepath.com.au](http://onepath.com.au) for a copy of the insurance FSG.

## YOUR FINANCIAL ADVISER IS THERE TO HELP

When applying for insurance Cover, your financial adviser can help you consider your options and ensure you make the right choices for you and your situation.

With an understanding of your individual circumstances and goals, your financial adviser can help you:

- structure a policy that offers you the right types of Cover
- calculate the amount of Cover you need
- choose the Cover types and features and options that are important to you
- structure your insurance cost-effectively.

When personal advice is given, your financial adviser is required to provide you with a Statement of Advice detailing your insurance requirements as well as the payments they will receive for advising you about insurance.

Once your Cover is in force, it is important to meet regularly with your financial adviser to ensure your Cover continues to meet your needs. Your OneCare Cover should be appropriate for your circumstances – both now and as they change in future.

At claim time, your financial adviser can have a fundamental role in guiding and supporting you through the claims process.

If you purchase your OneCare policy through a financial adviser, we may pay your financial adviser a standard commission for this product. This commission is already built into the premium we receive.

The premium may be reduced if you and your financial adviser agree to commission below the standard commission. Your financial adviser can also charge a fee for service directly to you. The financial adviser may choose to use both options.

## HOW TO CONTACT US

Customer Care  
Phone 133 667

Log in or register for My OnePath Life, our 24/7 self-service customer portal, where you can update details and transact on your policy. For example, you can:

- access and download policy documents, including renewal notices and policy schedules.
- update personal details
- change payment details
- select contact preferences
- make sum insured reductions to in force policies
- delegate third party authorities
- lodge claim notifications and get real time updates.

To register or log on, visit [onepath.com.au/myonepathlife](http://onepath.com.au/myonepathlife) at your convenience 24/7.

# MANY WORDS IN THIS PDS HAVE A SPECIAL MEANING

The following table explains the meaning of particular terms and expressions throughout this PDS:

Expression	Meaning
'we', 'our' and 'us'	Zurich Australia Limited (OnePath Life), the Insurer, and issuer of OneCare.
'Trustee'	Brighter Super Trustee is the trustee of the Fund and the issuer of OneCare Super.
'Fund'	Brighter Super.
'you' and 'your'	The policy owner, except where Cover is held through super in which case it means the life insured.
'policy'	The contract between the policy owner and us comprised of this PDS (except for any term expressly stated in this PDS to not form part of the policy) and the relevant Policy Schedule.
'policy owner'	We issue the policy to the policy owner. The policy owner is named in the Policy Schedule.
'life insured'	The life insured is a person whose life is to be insured under the policy and who is named as a life insured in the Policy Schedule. If the policy owner has taken out the policy on their own life, they will also be a life insured. There can be more than one life insured under a policy held outside super. If Cover is held through super, the life insured is the member of the super fund whose life is insured under the policy and who is named in the Policy Schedule as the life insured. Under Child Cover, the life insured is the child insured under the policy.
'OneCare'	The insurance product we offer under this PDS.
'held through super'	We use this phrase to indicate that the OneCare policy or Cover is held through a superannuation fund. This means that the life insured is a member of a superannuation fund and the trustee of that superannuation fund is the policy owner. We contract with the policy owner to provide insurance benefits in respect of the superannuation fund member. The policy owner can be: <ul style="list-style-type: none"> <li>• the trustee of an external master trust – for OneCare External Master Trust</li> <li>• the trustee of a self-managed superannuation fund or small APRA fund – for OneCare SMSF</li> <li>• Brighter Super Trustee, the trustee of the Fund – for OneCare Super.</li> </ul> For further details about Cover held through a super fund, please see page 12.
'held outside super'	We use this phrase for any OneCare policy or Cover that is not held through super.
'OneCare Super'	The superannuation product offered under the OneCare Super PDS, offers OneCare insurance Cover through the Fund. Brighter Super Trustee, the trustee of the Fund, is the policy owner. The life insured is a member of the Fund. The policy held by the Trustee is referred to as the 'OneCare Super policy'. Please note that the phrase 'OneCare Super' does not mean that your Cover is held under other superannuation arrangements but is limited specifically to OneCare Cover held through the Fund under the OneCare Super product. For further information please refer to the OneCare Super PDS.

Other expressions and words throughout this PDS have special meanings and are defined where used or in the:

- 'Glossary of trauma conditions' on page 97
- 'Glossary of special terms' on page 105.

Except for the word 'Cover', 'PDS' and the expressions in the table above, defined terms have been bolded in this PDS.

Unless the context requires otherwise, the defined expressions and words have the special meaning given to them wherever used. Headings in this PDS do not form part of the policy terms and are merely an aid to interpretation of the relevant section.

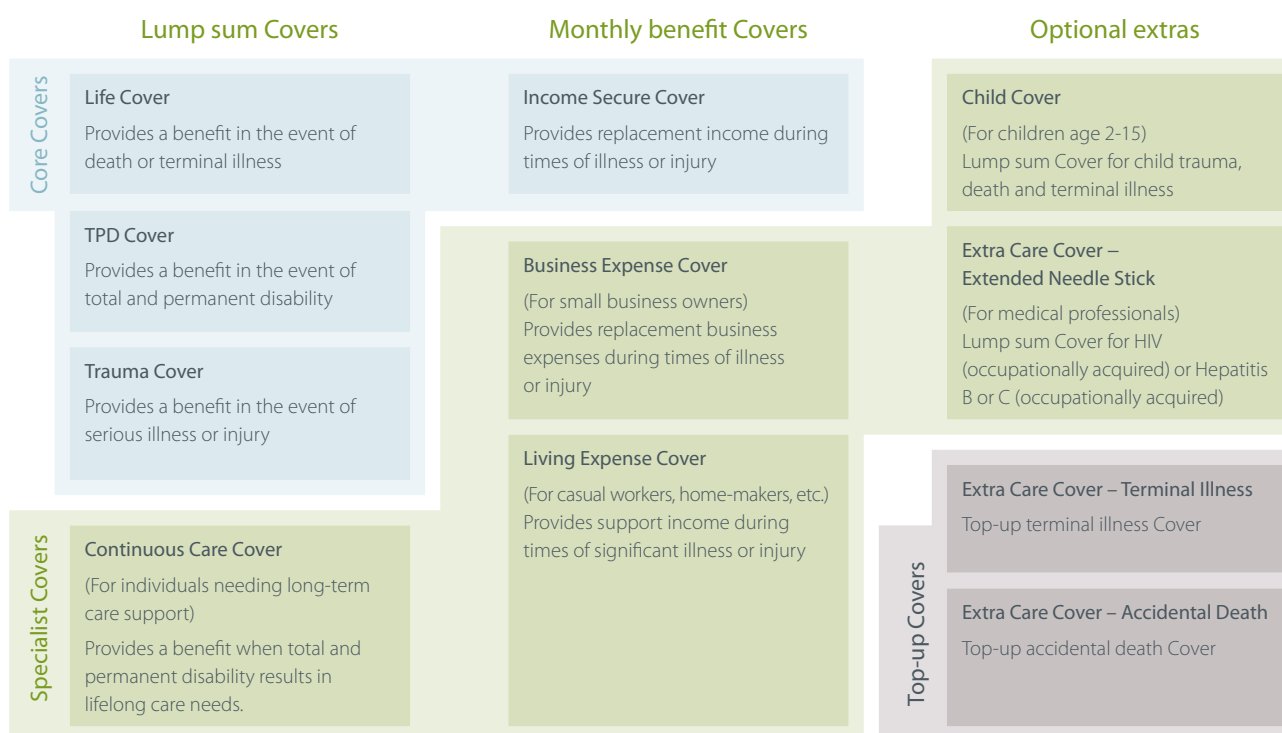
# A BROAD RANGE OF INSURANCE COVER

OneCare is an insurance product. It provides comprehensive and flexible financial protection by offering a broad range of Cover types with a good range of options. This allows you to tailor your policy to your needs and those of your family.

OneCare even allows you to combine your personal, family, and business insurance, which could reduce premiums.

OneCare offers the following types of Cover:

- **Core Covers** – we offer four main types of insurance Cover that are generally available for most people.
- **Specialist Covers** – we offer these specialist Covers suitable for certain types of people, such as Business Expense Cover for business owners and Living Expense Cover for people who do not qualify for Income Secure Cover.
- **Top-up Covers** – you can 'top-up' any of your Covers with Extra Care Cover for terminal illness and/or accidental death.



## We offer flexibility to structure your Cover

You can structure your Cover in several ways. It is important to understand the options available.

- Individual or multiple Covers under the same policy – you can choose to have any one of the Core Covers, or Business Expense Cover or Living Expense Cover, under a single stand-alone policy, or to have two or more of those Covers under the same policy. For example, you can have a policy with Life Cover only or a policy with both Life Cover and Business Expense Cover.
- Attaching Covers under the same policy – if you have multiple Covers under the one policy, you can attach those Covers. For example, you might want to attach your Life, TPD and Trauma Covers. If your Covers are attached, a benefit paid under one Cover will reduce the amount insured of the other attached Cover(s).
- Linking Covers under different policies:
  - You can link TPD Cover under a policy held outside super with Life Cover under a policy held through super. This is called a SuperLink arrangement. Please see page 33 for details.
  - You can link TPD Cover under a policy held outside super with TPD Cover under a policy held through super. This is called a SuperLink TPD arrangement. Please see pages 32 and 33 for details.
  - You can also link Trauma Cover under a policy held outside super with Life and/or TPD Cover under a policy held through super, or link Trauma Cover and TPD Cover under a policy held outside super with Life Cover under a policy held through super. This is called a SuperLink Trauma arrangement. Please see page 47 for details.

# HOW TO APPLY

<b>Seek advice</b>	<p>Your financial adviser will:</p> <ul style="list-style-type: none"> <li>• help you choose the right Cover for your needs, including any options</li> <li>• help you complete the Application Form</li> <li>• give you a personalised product illustration (quotation) showing the Cover applied for and the premium payable.</li> </ul>
<b>Choose what you need</b>	<p>You will need to choose:</p> <ul style="list-style-type: none"> <li>• the type(s) of Cover you need. Please see page 8</li> <li>• the structure of your Cover. Please see page 8</li> <li>• the life or lives insured</li> <li>• the cover amount you need for each type of Cover selected. This is referred to as the amount insured for lump sum Covers or monthly amount insured for monthly benefit Covers. Please see pages 14 and 15</li> <li>• how you would like benefits paid. Please see page 20</li> <li>• any extra cost options you need under your chosen Cover.</li> </ul> <p>Each Cover will have benefits, features and extra cost options that you should consider carefully. Some of these benefits, features and options only apply if you select them. These are explained in the Cover sections commencing on page 23.</p>
<b>Submit Application Form</b>	<ul style="list-style-type: none"> <li>• The only way to apply for Cover is to submit, with the assistance of your financial adviser, a completed OneCare Application Form. The OneCare Application Form includes the application for OneCare Super.</li> <li>• To apply for OneCare held outside super, the proposed policy owner(s) and the proposed life insured must complete the application.</li> <li>• To apply for OneCare Super, the proposed life insured must complete the application, including the application to become a member of the Fund.</li> <li>• To apply for OneCare held by the trustees(s) of an external master trust, the proposed life insured who is a member of the master trust, must complete the application.</li> <li>• To apply for OneCare held by the trustees(s) of a self-managed super fund (SMSF), the trustee(s) of the SMSF, and the proposed life insured who is a member of the SMSF, must complete the application.</li> <li>• OneCare is only available to persons living in Australia. The product is not available, directly or indirectly, to persons in any other country.</li> <li>• It is important that you comply with your duty to take reasonable care not to make a misrepresentation as set out on page 10.</li> <li>• When you apply for OneCare Cover, we collect your personal information (including health and other sensitive information) in order to process your application and, if your application is approved, to manage and administer your policy, and pay any claims. To read more about how we collect, use, store and disclose your personal information, refer to the 'Privacy Statement' on page 121.</li> <li>• For more information about the application, including the acknowledgements and declarations you will be required to make when submitting it, please see page 122.</li> </ul>
<b>We assess application</b>	<ul style="list-style-type: none"> <li>• We will assess your application to determine the terms under which we can provide insurance for you. We may accept or reject your application, or accept your application with conditions.</li> <li>• Our decision is based on the information you provide us, and so it is important that you are aware of your duty to take reasonable care not to make a misrepresentation, and that the duty continues up until the time we issue a policy to you. Please see page 10.</li> <li>• You do not have Cover under OneCare or OneCare Super unless we accept the application.</li> <li>• While we assess your application we provide Interim Cover. Please see page 118.</li> </ul>
<b>We confirm Cover</b>	<ul style="list-style-type: none"> <li>• If we accept your application we will confirm in writing to the policy owner, or member in the case of OneCare Super, that you have Cover and issue a Policy Schedule and a welcome kit.</li> <li>• After we issue your Policy Schedule you have a 30 day cooling-off period where you may change your mind. Please see page 11 for full details.</li> <li>• You can request a free additional copy of this PDS at any time.</li> </ul>
<b>The Policy Schedule</b>	<ul style="list-style-type: none"> <li>• The Policy Schedule confirms our acceptance of the application and the Cover that applies to each life insured. It contains important details about the Cover and choices made. This includes the amount insured for each Cover, applicable benefit payment type, applicable premium type, applicable extra cost options and any special conditions, exclusions and premium loadings.</li> </ul>

## **OneCare is only available to Australian residents living in Australia**

OneCare is available to Australian residents and people who are in the process of applying for permanent residency and are living in Australia. All parties to any OneCare policy issued must be Australian residents living in Australia, including policy owner(s), life insured and the person, company or fund that is paying the premium. OneCare is designed for Australian residents and their operation and your rights may be restricted if you, the life insured or a policy beneficiary become a resident of another country.

We cannot accept applications signed and submitted from outside Australia.

Additionally, we recommend that you first take professional advice on any legal and taxation implications if you, the life insured or a policy beneficiary consider residing overseas in the future. Unfortunately, we are not able to provide that advice, and Zurich cannot accept responsibility for any adverse legal or taxation outcomes on your policy from a person taking up residence overseas.

# THE DUTY TO TAKE REASONABLE CARE NOT TO MAKE A MISREPRESENTATION

When applying for insurance, there is a legal duty to take reasonable care not to make a misrepresentation to the insurer before the contract of insurance is entered into. To meet this duty, each person whose life is to be insured must also take reasonable care not to make such a misrepresentation.

A misrepresentation is a false answer, an answer that is only partially true, or an answer which does not fairly reflect the truth.

This duty also applies when extending or making changes to existing insurance, and reinstating insurance.

The duty applies to this contract as a consumer insurance contract.

## If you do not meet your duty

Not meeting your legal duty can have serious impacts on your insurance. Your cover could be avoided (treated as if it never existed), or its terms may be changed. This may also result in a claim being declined or a benefit being reduced.

Please note that there may be circumstances where we later investigate whether the information given to us was true. For example, we may do this when a claim is made.

## About this application

When you apply for life insurance, we conduct a process called underwriting. It is how we decide whether we can provide cover, and if so on what terms and at what cost.

We will ask questions we need to know the answers to. These will be about personal circumstances, such as health and medical history, occupation, income, lifestyle, pastimes, and current and past insurance of each life to be insured. The information given to us in response to our questions is vital to our decision.

## Guidance for answering our questions

You are responsible for the information provided to us. Each person answering our questions should:

- think carefully about each question before answering. If you are unsure of the meaning of any question, please ask us before you respond
- answer every question
- answer truthfully, accurately and completely. If you are unsure about whether you should include information, please include it. Please do not assume we will ask others such as your doctor
- review your application carefully. If someone else helped prepare your application (for example, your adviser), please check every answer (and if necessary, make any corrections).

## Changes before your cover starts

Before your cover starts, please tell us about any changes that mean you and each person who answered our questions would now answer differently. It could save time if you let us know about any changes as and when they happen. This is because any changes might require further assessment or investigation.

## Notifying the insurer

If, after the cover starts, you think you may not have met your duty, please tell us immediately and we will let you know whether it has any impact on the cover.

## If you need help

It is important that you and every person answering our questions understands this information and the questions we ask. Ask us or your adviser for help if you have difficulty answering our questions or understanding the application process.

If you are having difficulty due to a disability, understanding English or for any other reason, we are here to help and can provide additional support for anyone who might need it. You can have a support person you trust with you.

## What can we do if the duty is not met?

If a person who answers our questions does not take reasonable care not to make a misrepresentation, there are different remedies that may be available to us. These are set out in the *Insurance Contracts Act 1984* (Cth). They are intended to put us in the position we would have been in if the duty had been met.

For example, we may do one of the following:

- avoid the cover (treat it as if it never existed)
- vary the amount of the cover
- vary the terms of the cover.

Whether we can exercise one of these remedies depends on a number of factors, including all of the following:

- whether the person who answered our questions took reasonable care not to make a misrepresentation. This depends on all of the relevant circumstances. This includes how clear and specific our questions were and how clear the information we provided on the duty was
- what we would have done if the duty had been met – for example, whether we would have offered cover, and if so, on what terms
- whether the misrepresentation was fraudulent
- in some cases, how long it has been since the cover started.

Before we exercise any of these remedies, we will explain our reasons, how to respond and provide further information, and what you can do if you disagree.

# THIS PDS IS A POLICY CONTRACT

The terms of this PDS and the Policy Schedule comprise the policy contract between the policy owner and us, except for any term expressly stated in this PDS to not form part of the policy.

However, there is no legal contract of insurance established between us and the policy owner unless all the following occur:

- we accept the application for insurance and issue a Policy Schedule
- if the Cover is held through super, the trustee has accepted you as a member of their super fund and your membership has not ceased at the time we accept your application and issue a Policy Schedule.

Under OneCare Super, OnePath Life contracts with Brighter Super Trustee to provide benefits for the member of the Fund whose life is insured under the policy. The terms of this PDS and the Policy Schedule describe the insured benefits available to the member of the Fund.

For policies issued to the trustee of an external master trust, self-managed super fund or small APRA fund, OnePath Life contracts with the trustee of the super fund to provide benefits for the member of their super fund whose life is insured under the policy.

This PDS, with your Policy Schedule, contains the full terms and conditions of your Cover. You should read them carefully. The terms and conditions of your Cover, as set out in this PDS, or the way we apply the terms and conditions, are subject to applicable laws or codes of practice from time to time, or changes made by us to ensure compliance with those laws or codes of practice.

We agree to pay the benefits for the Covers shown for each life insured on the Policy Schedule, in the circumstances specified in this PDS and the Policy Schedule. All benefit payments are subject to any limitation, reduction, exclusion and special condition set out in this PDS and the Policy Schedule.

## You can change your mind during the 'cooling-off' period

The policy owner can cancel a OneCare policy, or any individual Cover under the policy within 30 days from the date we issue your Policy Schedule. This is known as the 'cooling-off' period.

To cancel the policy or a Cover during this cooling-off period, the policy owner can request cancellation over the phone. Alternatively, the policy owner can cancel in writing by letter sent by post or email. Our contact details are on the back cover of this document. We will cancel the policy, or Cover, as requested, and will refund any money paid for the policy or Cover. However, we may not refund the amounts of any taxation or government charges we cannot recover.

The policy owner cannot exercise the right to cancel the policy, or a Cover, after benefits have been claimed under the policy. If the policy owner cancels Cover that is linked to other Cover, whether under the same policy or under a separate **linked policy**, the premium on retained Cover will change. We will write to you with this information in those circumstances.

If your Cover is held through super, and you wish to cancel this policy, or a Cover, during the cooling-off period, the trustee of the external master trust, self-managed super fund, small APRA fund or the life insured under OneCare Super must request to do so, as specified above. We will pay any refund amount to the trustee. The trustee will only be able to release the refund to you if the super fund's trust deed and super law allow.

# WHO CAN OWN YOUR COVER?

A OneCare policy can be owned through super or outside super as follows:

1 OneCare	2 OneCare Super	3 OneCare External Master Trust	4 OneCare SMSF
<p>The policy owner can be:</p> <ul style="list-style-type: none"> <li>the life insured</li> <li>the life insured's partner or other individual</li> <li>a company, trustee, or other legal entity, excluding the trustee of a super fund.</li> </ul> <p>The policy can have more than one policy owner. If so, the owners will be joint tenants unless the Policy Schedule states otherwise. We refer to Cover held in this type of ownership as 'OneCare'. This is 'Cover held outside super'.</p>	<p>The policy owner is Brighter Super Trustee, as trustee of the Fund. We refer to Cover held in this type of ownership as 'OneCare Super' or 'Cover held through OneCare Super'. We refer to the policy held by the Trustee, as the 'OneCare Super policy'.</p> <p>We also refer to Cover held in this type of ownership as 'Cover held through super'.</p> <p>We do this when we refer generally to Cover held through a super fund.</p>	<p>The policy owner is the trustee of a superannuation master trust of which you are a member. We refer to Cover held in this type of ownership as 'Cover held through super'.</p>	<p>The policy owner is the trustee(s) of your self-managed superannuation fund or small APRA fund. We refer to Cover held in this type of ownership as 'Cover held through super'.</p>

## Whether your Cover is held through super or outside super will affect your options

Whether Cover is held through super or held outside super will affect:

1. how you can pay premiums
2. the tax treatment of your premiums and benefits
3. the features, benefits and options available under the Cover.

Your **financial adviser** can help you choose the policy structure, or combination of policy structures, that best suits your needs.

### We pay benefits to the policy owner

Unless we state otherwise in this PDS for a particular benefit, we pay benefits under this policy to the policy owner.

If Cover is held through super, we will pay a benefit under this policy to the trustee of your super fund. Whether the trustee can release the benefit to you will depend on the super fund's trust deed and superannuation law.

Please ask your trustee or **financial adviser** for information on whether and when any benefit can be released to you.

## Superannuation law affects available Cover and benefit payments

Superannuation law may limit the type and amount of insurance Cover that can be held through super. If we pay a super fund trustee a benefit for you under this policy, superannuation law can also limit the circumstances under which the trustee can pay that benefit to you. If Cover is held through OneCare Super, please refer to the OneCare Super PDS for more information on how superannuation law affects payments. If you are a member of an external master trust or SMSF, the trustee of your fund can provide you with information about payments from your fund.

In taking out an insurance policy, the trustee of a super fund must consider its duties and obligations under superannuation law.

### Trustee's approval required

If you have Cover held through super, we may allow you to change the Cover or policy or exercise options. However, these actions may require the super trustee's approval as it is the policy owner.

### Symbols show if benefits available

Throughout this PDS, the following symbols will show where a benefit, feature or option is available to Cover held through super or held outside super (Non Super) or both:



The table below summarises the general types of Cover available to be held through or outside super:

		Life	TPD	Trauma	Continuous Care	Income Secure	Business Expense	Living Expense	Child	Extra Care
Ownership	Non Super	✓	✓	✓	✓	✓	✓	✓	✓	✓
	Super	✓	✓	-	✓	✓	-	-	-	✓ <sup>^</sup>

<sup>^</sup>Extra Care Extended Needle Stick Cover is not available.

# ONEPATH LIFE REWARDS YOU

Your policy includes the benefits and features described below.

## Interim Cover while we assess your application

Interim Cover provides some insurance Cover while we assess your application. Interim Cover starts once the completed application (including electronic application) is confirmed as 'submitted' or 'pending submission'. It is free when you apply for a new policy or an addition to an existing policy.

For further information, including when Interim Cover commences, please see page 118.

## Guaranteed continuing Cover despite health changes

As long as premiums are paid, your policy will continue each year despite changes in the life insured's health, occupation or pastimes.

There are other circumstances that can end your Cover, or the policy. These are explained in the Cover sections of this PDS and page 115.

## Increase Cover without medicals

We allow you to increase your Cover each year to keep up with inflation, or when certain major events happen to the life insured, without any additional medical checks.

Some Cover types also have built-in features that can help financially if the life insured becomes pregnant, **unemployed** or experiences financial hardship.

## Worldwide Cover

OneCare provides worldwide insurance Cover 24 hours a day.

## Premium discounts

We may reward you with premium discounts when you combine your insurance or fund your premiums from an eligible platform. We have four key discounts:

- size discount – based on your amount of Cover in dollar terms
- multiple Cover discount – if you take out a combination of Cover types for a life insured
- multiple life discount – if you link your policy with an eligible family member, business partner or combination of family members and business partners. This is known as an 'extended business group'
- platform discount – if you take out a policy issued to the trustee of an eligible platform with an eligible payment method.

The benefit of any discount will be reflected in the product illustration received at the time of your application. We do not guarantee premium discounts and may remove or vary the current discounts under these terms.

## Guaranteed benefit upgrade

We will automatically add to your policy any future improvements we make to OneCare, provided the improvements do not result in a premium increase. Any improvements will apply to future claims only and not to past or current claims. The improvements will not apply to claims arising from conditions which first occur, are first diagnosed, or which first become **reasonably apparent**, before the improvements came into effect.

Your policy will not be worse off because of the guaranteed upgrade. If you are inadvertently disadvantaged in any way, the previous benefit wording will apply.

Any exclusions noted on your Policy Schedule continue to apply.

**We also offer the following features. These do not form part of your policy and may be withdrawn.**

## Free access to grief counselling

On a death or terminal illness claim, we may offer you and your **immediate family members** free access to counselling through our Grief Care Program.

Talking in confidence to a counsellor can make the grieving process a little easier. The counsellor will help you explore your feelings and develop methods to cope with them.

Use of the service can start anytime within 13 months of the date we are notified of the death or the date we pay the terminal illness or Extended Terminal Medical Condition claim.

We will reimburse the payments directly to you upon evidence the counselling has occurred.

We will reimburse the life insured and any **immediate family member** up to \$1,200 under our Grief Care Program.

However, for Income Secure Cover, we will pay directly to the provider up to \$1,200 under our Grief Care Program.

Once contact has been made with the counselling provider the service must be used within 12 months.

## Terminal illness claim

On payment of a terminal illness claim, we may offer the life insured and an **immediate family member** up to six hours of counselling with a qualified and experienced counsellor.

## Extended Terminal Medical Condition claim

On payment of an Extended Terminal Medical Condition Benefit claim, we may offer the life insured and an **immediate family member** up to six hours of counselling with a qualified and experienced counsellor.

## Death claim

On being notified of a death claim, we may offer an **immediate family member** up to six hours of counselling with a qualified and experienced counsellor.



### Earn Qantas Points

You can earn Qantas Points on eligible OneCare policies. Please refer to 'Eligible OnePath Insurance Policy' in [onepath.com.au/qff-terms-conditions](http://onepath.com.au/qff-terms-conditions) to check eligibility for your policy.

Earn 1 point for every dollar of eligible OneCare premium you pay, up to a maximum of 20,000 points per policy per annum. This gives you an additional benefit for maintaining your OneCare Cover. Qantas Points accrue in accordance with and subject to the 'OnePath and Qantas Frequent Flyer Rewards terms and conditions' available at [onepath.com.au/qff-terms-conditions](http://onepath.com.au/qff-terms-conditions)

You must be a Qantas Frequent Flyer member and correctly register your Qantas Frequent Flyer membership details with OnePath Life to earn Qantas Points on OneCare premiums. If you are not already a Qantas Frequent Flyer member, OnePath Life has arranged for the usual joining fee to be waived for new customers who join at [qantas.com/onepathjoin](http://qantas.com/onepathjoin). This complimentary join offer may be withdrawn at any time.

Membership and points are subject to Qantas Frequent Flyer program terms and conditions available at [qantas.com/terms](http://qantas.com/terms). Qantas does not endorse, is not responsible for and does not provide any advice, opinion or recommendation about this product or the information provided by OnePath Life in this PDS.

## THE AMOUNTS YOU CAN INSURE

When applying for OneCare, you need to decide how much Cover you and your family would need if an insurable event occurs.

After your policy starts you can apply to increase the Cover amount to respond to changes to your needs and circumstances. You can also reduce your Cover amount.

Applications for new or increased Cover amounts are subject to our assessment of the life insured's health, financial situation, lifestyle, and pastimes.

This section explains the minimum and maximum amount of each Cover you can apply for.

### Lump sum Covers

#### We pay based on the 'amount insured'

For Life, TPD, Trauma, Continuous Care, Child and Extra Care Cover the amount we pay depends on the 'amount insured'.

#### Minimum amount insured

The minimum amount insured you can apply for is \$10,000 for Child Cover, \$250,000 for Continuous Care Cover and \$50,000 for all other types of lump sum Cover.

#### Maximum amount insured

You can apply for Cover for a life insured up to the maximum lump sum amounts set out in the opposite table. If you choose an instalment benefit type, the **equivalent instalment amount** applies as the maximum. Please see page 20.

The maximums differ depending on the Cover type and for TPD Cover, the TPD definition chosen.

Indexation will apply to a Cover with the maximum sum insured, unless indexation is declined. Please see page 60.

Cover	Maximum amount of total Cover you can apply for when you first apply for Cover
Life Cover	Individual circumstances
TPD Cover Any combination of Any Occupation, Super Any Occupation, SuperLink SIS Any Occupation, Own Occupation, SuperLink SIS Own Occupation, Super Non-working and Non-working TPD	\$5 million – being the combined amount inclusive of all Continuous Care Cover
Home-maker and Super Home-maker TPD	\$2 million
Home-maker or Super Home-maker TPD combined with Non-working or Super Non-working TPD	\$3 million
Trauma Cover/SuperLink Trauma Cover	\$2 million
Continuous Care Cover	\$5 million – being the combined amount inclusive of all TPD Cover
Extra Care Accidental Death Cover	\$1 million
Extra Care Terminal Illness Cover	\$1 million
Extra Care Extended Needle Stick Cover	\$1 million
Child Cover	\$200,000

## Monthly benefit Covers

For Income Secure, Business Expense and Living Expense Cover, the amount we pay depends on your '**monthly amount insured**'. This is shown on the Policy Schedule.

This section explains the minimum and maximum monthly amounts insured you can apply for.

### Minimum amount insured

The minimum **monthly amount insured** for:

- Income Secure Cover is \$1,000 per month
- Business Expense and Living Expense Covers is \$1,250 per month.

However, if you have both Business Expense Cover and Income Secure Cover, the minimum **monthly amount insured** for Business Expense Cover is \$500 per month.

### Maximum amount insured

You can apply for Cover for a life insured up to the following maximum amounts:

Cover	Maximum amount of total Cover available	Further limits for a particular life insured
Income Secure Cover – except occupation category 'R'	\$30,000 per month. This is subject to the life insured's <b>annual income</b> . Please see further limits in the next column for more information.	The maximum limit applicable to a particular life insured depends on the life insured's <b>annual income</b> . The maximum that can be insured is 1/12 of: <ul style="list-style-type: none"> <li>• 70% of the first \$300,000 of <b>annual income</b> as at the <b>Cover start date</b></li> <li>• 50% of the next \$200,000 of <b>annual income</b></li> <li>• 25% of the balance.</li> </ul>
Income Secure Cover for occupation category 'R'	\$10,000 per month. This is subject to the life insured's <b>annual income</b> . Please see further limits in the next column for more information.	
Living Expense Cover	\$5,000 per month	We will consider household earnings when assessing your application. The available Cover may be adjusted if the life insured also has Income Secure Cover.
Business Expense Cover	\$60,000 per month	This amount can represent up to 100% of the life insured's monthly eligible <b>business expenses</b> . If more than one person generates income in the <b>business</b> , we distribute the <b>business expenses</b> proportionally to determine the life insured's share, unless we agree to divide the <b>business expenses</b> differently.

# CONDITIONS ON WHO CAN BE A LIFE INSURED

This section does not form part of the policy between the policy owner and us. To be eligible for Cover, a life insured must meet the following entry ages and other conditions:

Cover	Minimum entry age	Maximum entry age	Other conditions
<b>Life Cover</b>			
Cover held through super	15	74	If the life insured is over age 60 when you apply for Cover, only variable age-stepped premiums are available.
Cover held outside super	15	75	
<b>TPD Cover</b>			
Cover held through super	15	74	If the life insured is over age 60 when you apply for Cover, only the following are available: <ul style="list-style-type: none"> <li>• the 'Non-working' or 'Super Non-working' TPD definition; and</li> <li>• variable age-stepped premiums.</li> </ul>
Cover held outside super	15	75	
<b>Trauma Cover</b>			
Trauma Cover	15	65	If the life insured is over age 60 when you apply for Cover, only variable age-stepped premiums are available.
<b>Continuous Care Cover</b>			
Continuous Care Cover	15	60	
<b>Child Cover</b>			
Child Cover	2	15	
<b>Extra Care Cover</b>			
Extra Care Cover	15	60	
<b>Income Secure Cover</b>			
Income Secure Cover	19	60	Income Secure Cover is generally available to a life insured working a minimum of 20 hours per week in their principal occupation. If the life insured is not eligible for Income Secure Cover, they may be eligible for Living Expense Cover. Please see page 92.
<b>Business Expense Cover</b>			
Business Expense Cover	19	60	Business Expense Cover is generally available to a life insured who is self-employed and working a minimum of 20 hours per week in their principal occupation.  In deciding whether to provide Cover, we consider the life insured's occupation and employment status.
<b>Living Expense Cover</b>			
Living Expense Cover	19	75	If the life insured is over age 60 when you apply for Cover, only the following are available: <ul style="list-style-type: none"> <li>• benefit period of 2 years</li> <li>• benefit period to age 80.</li> </ul>

# WE WILL NOT PAY A BENEFIT IN SOME CIRCUMSTANCES

Despite anything else in this PDS, we will not pay a benefit in the circumstances outlined below. It is important that you are aware of all these circumstances so you can decide whether OneCare is right for you.

## You must pay the premium to keep Cover in force

If the premium and any applicable fees, taxes and charges have not been paid in full for each life insured, the policy may be cancelled and we will cease to be liable to pay any benefits for events occurring after cancellation. We will give the policy owner, or the life insured under OneCare Super, notice and provide an opportunity to pay the overdue premium before we cancel the policy.

## Policy Schedule

We will not pay any benefit for anything we have specifically excluded from a Cover, as agreed to by you when we assessed your application, and as set out in the Policy Schedule.

## Replacement insurance

If you indicate or agree, as part of your application, that any existing insurance for the life insured will be replaced by Cover under this policy, then this policy is subject to a condition that any benefit we pay under this policy will be reduced by any benefit payable under the existing insurance. This condition is limited to the extent to which the total benefit payable for the life insured exceeds our underwriting limits for that cover type. This may result in no reduction of benefits if limits were not exceeded at the time of application. The limits may depend on the life insured's particular circumstances. Contact us or your **financial adviser** for more information about limits that may apply to each cover type.

## Life Cover

We will not pay any benefit under Life Cover arising directly or indirectly from the life insured's suicide during the first 13 months from any of the following:

- the **Cover start date** for Life Cover
- the date we increase the Cover at the policy owner's request, or the life insured's request under OneCare Super. This does not include indexation increases. This exclusion applies only to the increased part of Life Cover
- the date we agree to reinstate previously cancelled Cover
- the date Life Cover was bought back under the Life Cover Buy Back Option or purchased under the Life Cover Purchase Option. The exclusion applies only to the amount of Life Cover bought back or purchased.

This exclusion does not apply to any part of the Life Cover amount insured which replaces similar insurance under another policy issued by us or another insurer, as long as all the following apply:

- the insurance under the policy to be replaced was in force for at least 13 consecutive months immediately before the **Cover start date** for Life Cover
- the policy to be replaced is cancelled immediately after the **Cover start date** for Life Cover
- all similar exclusions under the policy to be replaced have expired. This includes exclusions which were applied to that policy after it started due to, for example, reinstatements or increases
- no claim is payable or pending under the policy to be replaced.

Where the amount insured for Life Cover under this policy exceeds that of the policy to be replaced, this exclusion still applies to the excess.

We will not pay the Extended Terminal Medical Condition Benefit if the **illness or injury** giving rise to a claim is caused or arises, directly or indirectly, from the life insured's intentional self-inflicted act.

## TPD Cover

We will not pay any benefit under TPD Cover for **TPD or specific loss** which arises as a result of the life insured's intentional self-inflicted act.

## Trauma Cover

1. We will not pay any benefit under Trauma Cover for a trauma condition which arises as a result of the life insured's intentional self-inflicted act.
2. We will not provide, or pay any benefit under, Trauma Cover for **HIV (occupationally acquired)** or **HIV (medically acquired)** if a medical 'cure' is found for AIDS or the effects of HIV. 'Cure' means any Australian Government approved treatment, which renders HIV inactive and non-infectious.
3. We will also not provide, or pay any benefit under, Trauma Cover for **HIV (occupationally acquired)** or **HIV (medically acquired)** if a medical treatment is developed that prevents AIDS occurring.
4. We will not pay any benefit under Severity Trauma Cover that arises directly or indirectly from the life insured's **illicit drug use**.
5. We will not pay for a condition under Severity Trauma Cover if the life insured is not **following the advice of a medical practitioner** in relation to that condition.

### Continuous Care Cover

We will not pay any benefit under Continuous Care Cover if the **illness** or **injury** giving rise to a claim is caused or arises, directly or indirectly, as a result of the life insured's intentional self-inflicted act.

### Income Secure Cover

Please see page 70 for details of when we will not pay a benefit under Income Secure Cover.

### Business Expense Cover

1. We will not pay any benefit under Business Expense Cover if the claim is caused either directly or indirectly, by any of the following:
  - anything happening to the life insured in war
  - the life insured's intentional self-inflicted act
  - the life insured's **uncomplicated pregnancy**, miscarriage or childbirth. However, if the life insured is **totally disabled** for more than three months from the date their pregnancy ends and continues to be **totally disabled**, we will pay benefits from the end of that three month period.
2. We will not pay benefits under Business Expense Cover if the life insured ceases to own or operate a **business** prior to when the **illness** or **injury** causes the **disability** to occur.
3. We will not provide cover for or pay any benefit if the claim arises directly or indirectly from the life insured's **illicit drug use**.
4. We will not provide cover for or pay any benefit if the claim arises directly or indirectly from a disqualification, deregistration or restriction placed on the life insured's professional membership and/or licence to perform the duties of their **primary occupation**.
5. We will not provide cover for or pay any benefit if the claim arises directly or indirectly from the life insured participating in criminal activity including any period the life insured is incarcerated due to their participation in criminal activity.

### Living Expense Cover

We will not pay any benefit under Living Expense Cover if the claim is caused either directly or indirectly by any of the following:

- anything happening to the life insured in war
- the life insured's intentional self-inflicted act
- the life insured's **uncomplicated pregnancy**, miscarriage or childbirth. However, if the life insured spends more than three months **significantly disabled** from the date their pregnancy ends and continues to be **significantly disabled**, we will pay benefits. We will pay from the end of that three month period or if greater, from the end of the duration of the waiting period.

### Child Cover

We will not pay any benefit under Child Cover for death which arises, directly or indirectly, as a result of an intentional self-inflicted act of the insured child during the first 13 months from any of the following:

- the **Cover start date** for Child Cover
- the date we increase the Cover at the policy owner's request. This does not include indexation increases. This exclusion applies only to the increased part of Child Cover
- the date we agree to reinstate previously cancelled Cover.

This exclusion does not apply to any part of the Child Cover amount insured which replaces similar insurance under another policy issued by us or another insurer, as long as all the following apply:

- the insurance under the policy to be replaced was in force for at least 13 consecutive months immediately before the **Cover start date** for Child Cover
- the policy to be replaced is cancelled immediately after the **Cover start date** for Child Cover
- all similar exclusions under the policy to be replaced have expired. This includes exclusions which were applied to that policy after it started due to, for example, reinstatements or increases
- no claim is payable or pending under the policy to be replaced.

Where the amount insured for Child Cover under this policy exceeds that of the policy to be replaced, this exclusion still applies to the excess.

We will not pay any benefit under Child Cover for a trauma condition which arises, directly or indirectly, as a result of an intentional self-inflicted act of the insured child.

We will not pay any benefit under Child Cover for death or a trauma condition which arises, directly or indirectly, as a result of an intentional act of the policy owner, a parent or guardian of the insured child, or someone who lives with or supervises the insured child.

### Extra Care Cover

1. We will not pay any benefit under the Extended Needle Stick Benefit if the life insured suffers **HIV (occupationally acquired)** or **Hepatitis B or C (occupationally acquired)** as a result of their intentional self-inflicted act.
2. We will not pay any benefit under the Extended Needle Stick Benefit for **Hepatitis B or C (occupationally acquired)** if any Australian Government approved medical treatment is developed for Hepatitis B or C (as applicable), which renders Hepatitis B or C (as applicable) inactive and non-infectious.
3. We will not pay any benefit under the Extended Needle Stick Benefit for **HIV (occupationally acquired)** if a medical 'cure' is found for AIDS or the effects of HIV. 'Cure' means any Australian Government approved treatment, which renders HIV inactive and non-infectious.
4. We will not pay any benefit under the Extended Needle Stick Benefit for **HIV (occupationally acquired)** if a medical treatment is developed that prevents AIDS occurring.

We will not pay an Extra Care Accidental Death Benefit if, as a result of the life insured's intentional self-inflicted act, they die during the first 13 months from the:

- **Cover start date**
- date we increase this Cover at the policy owner's request, or the life insured's request under OneCare Super. This does not include indexation increases. The exclusion applies only to the amount of the increase to Extra Care Accidental Death Benefit
- date we reinstate the Cover after it has been cancelled.

### Claim requirements

We will not pay any benefit under any Cover if you do not meet our claim requirements that are relevant to assessing the claim under the policy terms.

If you claim under Income Secure, Business Expense or Living Expense Cover and do not provide us with the information relevant in determining the amount payable, we may reduce or cease paying benefits.

### Compliance with Laws

We may ask for information to verify your identity before we provide you with certain services such as paying a claim.

We will require certified copies of your identification and the certification must not have taken place more than three months prior to when the identification and verification procedure is being undertaken.

If you do not provide identifying documents, or if we are unable to adequately verify your identity, we may not be able to process your transaction or we may decide to delay or refuse your transaction.

We may also request further information from you. You must provide all information to us, which we reasonably require in order to manage our money-laundering, terrorism-financing or economic and trade sanctions risk, or to comply with any laws or regulations in Australia or any other country.

We may disclose information to any law enforcement, regulatory agency or court, as required by applicable laws and regulations.

We may delay, block or refuse to process any transaction without incurring any liability if we reasonably suspect that either:

- a. the transaction may breach any laws or regulations in Australia or any other country
- b. the transaction involves any person (natural, corporate or governmental) that is itself sanctioned or is connected, directly or indirectly, to any person that is sanctioned under economic and trade sanctions imposed by the United States, the European Union or any country
- c. the transaction may directly or indirectly involve the proceeds of, or be applied for the purposes of, conduct which is unlawful in Australia or any other country.

We may delay or withhold paying a benefit if we reasonably assess that payment may breach any law or regulation, including any sanctions regulations.

Before we take any of the above actions we will, where permitted, provide you with reasonable prior notice to respond to the issue.

# DIFFERENT WAYS WE CAN PAY BENEFITS

Lump sum Covers provide for a lump sum benefit to be paid on a successful claim.

However, the receipt of a lump sum benefit may not suit your needs or personal circumstances. Therefore, you can choose to receive your benefit in monthly instalments if you hold your Cover outside super.

## Lump sum paid as an instalment



Under the instalment benefit payment type, we do not pay your benefit as a single lump sum.

Instead, we pay the instalment amount insured for the instalment term you choose.

We pay the instalment benefit amount monthly. You can choose whether the instalment benefit amount will be payable for a fixed term of 3, 5, 10 or 15 years.

The instalment amount will not increase while we pay a benefit unless you select the Value Protector Option. Please see page 66.

We may agree to change the benefit payment type upon request. However, you cannot change the benefit payment type at claim time or once you are entitled to claim.

The instalment benefit payment type is not available for:

- Continuous Care Cover, Extra Care Cover, Child Cover and the Business Guarantee Option
- Life Cover and TPD Cover purchased through super
- Life Cover, TPD and Trauma Cover that is part of a SuperLink arrangement
- Severity Trauma Cover and Trauma Premier Cover.

Under Trauma Cover we will only pay benefits for the trauma conditions, **angioplasty – single or double vessel** and **heart surgery (less invasive)**, in the form of a lump sum. Where this instalment option applies, and we pay a lump sum benefit for either of these trauma conditions, we will adjust your monthly instalment amount to allow for this lump sum payment.

### Example – how instalment benefit amount works

	Life Cover fixed term without Value Protector	Life Cover fixed term with Value Protector
<b>Fixed term</b>	<b>5 years</b>	<b>5 years</b>
Monthly Instalment at the start of the benefit	\$3,000	\$3,000
Monthly Instalment at the start of the <b>2nd</b> year of the benefit	\$3,000	\$3,090
Monthly Instalment at the start of the <b>3rd</b> year of the benefit	\$3,000	\$3,182.70
Monthly Instalment at the start of the <b>4th</b> year of the benefit	\$3,000	\$3,278.18
Monthly Instalment at the start of the <b>5th</b> year of the benefit	\$3,000	\$3,376.53
Total benefit paid	\$180,000*	\$191,128.92*

\* In both of the above examples, the total benefit paid amount represents the lump sum equivalent of the total of all monthly instalment payments over a five year period. It is the equivalent of obtaining a \$180,000 or \$191,129 lump sum policy and simply being paid in monthly instalments.

# HOW TO CLAIM

We understand that when you need to claim it can be a very difficult and emotional time. We aim to make the claims process as straightforward as possible.

If an event occurs which could lead to a claim, contact your **financial adviser** or call our Claims Helpline on 1300 555 250.

## Claims notification process

Please tell us about any claim as soon as practicable. Otherwise, it may make your claim more difficult to establish and we may not be able to carry out a complete assessment of the claim. Your claim may be reduced, or refused, but only to the extent our liability under the policy is prejudiced as a result of the delay.

Within 24 hours of being informed by your **financial adviser** or receiving your call, we will reach out and let you know what we need to assess your claim. You may be able to use our tele-claims service, depending on the type of claim you are making. We will let you know if this service is available to you. As part of this process, we will provide you with further information to guide you through the claims process and answer some commonly asked questions.

In some cases, we use a third party to collect the information we need from you and your treating doctor. We will let you know how this will work if it applies to your claim.

Please note that you cannot change the policy ownership once you are **on claim** or eligible to claim.

## Information we require

When claiming a benefit under this PDS, you must provide us with all the information and details that we reasonably require to assess your claim.

Before we can pay a claim, we must have evidence to fully support that the relevant policy terms and conditions have been met. If you withhold information that we reasonably require to make this assessment, it will delay your claim and could result in a declined claim.

The information we need will vary according to the type of claim you are making. Our typical requirements are set out below. We may request information or documents that are not listed below but which are reasonably required to assess your claim.

This generally includes:

- information we require to verify the event that caused the claim
- proof of the policy owner's entitlement
- proof of the life insured's age, by provision of a birth certificate or other proof of identification
- signed Privacy Declaration and Authority to collect information (including personal and sensitive information, such as medical, financial, and occupation information)
- claim forms

- for death claims, evidence of death and probate or letters of administration.

This also includes information and authorities relevant to us verifying the information provided on your Application Form and to investigate any misrepresentation made by you, which may give us a right to avoid or vary your policy, or to refuse to pay a claim.

If the life insured's age has been misstated, we may reduce the benefit payable. It will be reduced in proportion to the premiums paid to the premiums that should have been paid if the misstatement had not occurred.

If the life insured's age has been overstated, we will refund any overpaid premium.

For a claim under Income Secure Cover, Business Expense Cover or Living Expense Cover, you must also:

- lodge completed claim forms with us as soon as practicable of the life insured's **illness or injury**
- provide any medical reports from people who have treated the life insured for the **illness or injury**
- ensure the life insured seeks medical advice and treatment from a **medical practitioner**, and is **following the advice of a medical practitioner**, for as long as the life insured is **on claim**
- while we pay benefits, provide proof on request of the life insured's **disability** and the policy owner's entitlement to receive benefits.

If we do not receive any of the above information or details, we may reduce or cease paying benefits.

You must also provide all information relating to your claim that we reasonably require to manage our money-laundering, terrorism-financing or economic and trade sanctions regulatory requirements.

## Medical evidence requirements

Depending on the type of claim and your individual circumstances, you may be asked to undertake or provide the following:

- undergoing independent medical examinations we reasonably require to assess the claim taking into account evidence already provided. This is at our expense unless the costs can be recovered from another source
- Medicare or Pharmaceutical Benefits Scheme information
- for Income Secure Cover claims, monthly (or less frequently if we agree) ongoing claim forms and treating doctors reports
- for TPD Cover claims under Any Occupation, Super Any Occupation, SuperLink SIS Any Occupation, Own Occupation, SuperLink SIS Own Occupation, Home-maker and Super Home-maker definitions, the illnesses or injuries must be diagnosed and certified by a **medical practitioner** who is an **appropriate specialist**

- copies of reports from treating doctors, specialists, allied health providers or any other practitioner or consultant who is involved in your care and treatment.

There may be circumstances in which we are required to assess your medical history leading up to the date you applied for Cover or thereafter. We will advise you of our requirements if this assessment is required.

### Financial requirements

For Continuous Care Cover, we may require:

- evidence of paid care costs or hired home support
- evidence of a family member's loss of income.

For Income Secure Cover, Business Expense Cover and TPD Cover claims, we may require individual, company, trust, partnership and superannuation fund financial evidence from you or any associated entity which verifies:

- the life insured's income at the time of application
- the life insured's income for the purpose of determining any **pre-claim earnings**
- evidence of income received while **on claim**
- evidence of expenses.

We generally require you to provide the copies of taxation returns and notice of assessments that have been lodged with the Australian Taxation Office. We may also require profit and loss statements, Business Activity Statements, financial accounts or records, and financial records of any associated persons. We may request evidence of any claimed expenses, paid care costs or hired home support.

### Occupation requirements

To ensure that we correctly understand your occupation and the duties required, we may ask you or your employer to produce evidence of your occupation(s):

- at the time you applied for Cover (including any subsequent reinstatement or increases)
- at the time of claim
- information about your education, training or experience such as a resume or other document summarising this information.

### Return to wellness obligations

If you have an Income Secure Cover claim with us, we will provide rehabilitation and retraining support. This can assist you to get back to your same occupation, return to work in a new occupation, assist with your health and wellbeing, and/or fund retraining if required.

If you have a restricted capacity (i.e. you are not fully recovered, but may be able to return to some work), we will reach out to you and ask that you participate in a rehabilitation and retraining program. Under Income Secure Cover, this program is at no cost to you and is aimed at working collaboratively with you towards your goals as you recover.

### Claim payments

We pay all benefits and amounts payable under your policy in Australian currency to an Australian bank account.

If we pay your benefit to the trustee of your super fund, the trustee cannot pay the benefit to you unless the super fund's trust deed and superannuation law allow.

We may delay or withhold paying a benefit where this would breach Australian law or regulation, including sanctions regulations.

If we are required to pay any tax, duty or government charge or levy in respect of any payment to you or a nominated beneficiary under this policy, we may reduce the amount paid to you or the nominated beneficiary by the amount of the tax, duty or government charge or levy.

If, for any reason, a benefit we paid was not actually payable under the terms of the policy, that benefit must be repaid to us.

# LIFE COVER

Loans and outstanding financial commitments will continue even after an untimely death or terminal illness.

Our Life Cover is designed to provide a benefit on death or terminal illness.

## Choosing the right Cover

This section explains the benefits, features and options of the Life Cover we offer.

You can have Life Cover held through super or held outside super. You can also tailor your Cover by choosing the amount of Cover, whether to attach or link other Covers and any extra cost options you need.





Your premium will depend on your choices.

It is important to choose Cover that's right for you, considering your individual circumstances such as your debts and assets and your family's goals for the future.





## Benefits and features snapshot

We offer Life Cover with the following benefits, features and options, which we explain in the following sections of this PDS:











### Key benefits

Policy ownership	Benefit	Page
 	Death Benefit	24
 	Terminal Illness Benefit	25






### Additional benefits

Policy ownership	Benefit	Page
	Advance Assistance Benefit	25
	Orphan Benefit	25
	Financial Advice Benefit	25
	Accommodation Benefit	26

### Standard features

Policy ownership	Feature	Page
 	Extended Terminal Medical Condition	26
 	Serious Disability Premium Waiver	27
 	Future Insurability	56
 	Indexation	60
 	Premium Freeze	61

### Options available at extra cost

Policy ownership	Option	Page
 	Business Guarantee Option	61
 	Premium Waiver Disability Option	66
	Value Protector Option	66

Living Expense Cover

Business Expense Cover

Income Secure Cover

Extra Care Cover

Child Cover

Continuous Care Cover

Trauma Cover

Total and Permanent Disability Cover

Life Cover

## Important features of Life Cover

### You can have Cover held outside or through super



You can have Life Cover under a policy held outside super or held through super.

However, not all benefits are available if you have Life Cover held through super.

This PDS will tell you if a benefit, option or feature is not available to Cover held through super.

### When Cover starts

The Life Cover for a life insured starts on the **Cover start date** for Life Cover set out in the Policy Schedule.

### The life insured must meet entry conditions

Please see page 16 for details of minimum and maximum entry ages for a life insured under Life Cover.

### Limits on the amount of Cover apply



Please see page 14 for details of the minimum and maximum amounts of Life Cover that can be applied for.

### Your Cover continues during unemployment

Your Life Cover does not cease if the life insured becomes unemployed.

### How we can pay your benefit

We will pay your Death Benefit or Terminal Illness Benefit as:

	A single lump sum or monthly instalments.
	A single lump sum.

For further details about having your benefit paid in monthly instalments, please see page 20.

### You can attach other Covers under the same policy

You can attach TPD Cover to your Life Cover under the same policy.

You can also attach Trauma Cover to your Life Cover under the same policy except for Cover held through super.

### You can link Life Cover held through super with TPD Cover and/or Trauma Cover held outside super

You can link Life Cover held through super with Trauma Cover under a separate policy held outside super. This is called a SuperLink Trauma arrangement. Please see page 47 for full details.

Under a SuperLink arrangement you can also link Life Cover held through super with TPD Cover under a separate policy held outside super. Please see page 33 for more details.

### We do not pay in some circumstances

Despite anything else in this PDS, we do not pay a benefit under Life Cover in some circumstances. Please see page 17.

### The Policy Schedule shows the Cover you have

The Policy Schedule will show if Life Cover applies to a life insured and if so:

- the Life Cover amount insured
- the Life Cover benefit payment type, and if the instalment benefit payment type applies, the instalment term
- whether Life Cover is attached to any other Cover under the same policy
- whether Life Cover is linked to other Cover under a different policy
- any extra cost options selected.

## Key benefits — Death and Terminal Illness Benefit

This section explains the key benefits under Life Cover.

### Death Benefit



#### When we pay

We pay the Death Benefit if the life insured dies while their Life Cover is in force.

We will pay either the Death Benefit or the Terminal Illness Benefit (whichever we pay first) but not both. On payment of the Death Benefit, the Terminal Illness Benefit ceases, and vice versa.

#### The amount we pay

The amount of the Death Benefit we pay is your Life Cover amount insured on the date of the life insured's death.

We pay the Death Benefit by the applicable benefit payment type. Please see the following page for further detail.

## Terminal Illness Benefit



### When we pay

We pay the Terminal Illness Benefit if the life insured is diagnosed with a **terminal illness** while their Life Cover is in force.

We will pay either the Death Benefit or the Terminal Illness Benefit (whichever we pay first) but not both. On payment of the Terminal Illness Benefit, the Death Benefit ceases, and vice versa.

### The amount we pay

The amount of the Terminal Illness Benefit we pay is your Life Cover amount insured on the date the entitlement to the Terminal Illness Benefit arises.

We pay the Terminal Illness Benefit by the applicable benefit payment type. Please see below for more details.

### The amount insured and benefit payment type

If the lump sum benefit type applies, the Life Cover amount insured is the amount for which we agreed to cover the life insured, reduced by certain payments. Please see below for more details. On a successful claim, we pay this amount as a single lump sum payment.

If an instalment benefit type applies, the Life Cover amount insured is the instalment amount for which we agreed to cover the life insured, reduced by certain payments. Please see below for more details. On a successful claim, we pay this amount monthly in arrears from the date the entitlement to the relevant benefit arises, until the chosen instalment term ends. The instalment term is set out in the Policy Schedule.

### Your amount insured can decrease

The Life Cover amount insured decreases by any amount we pay or begin to pay for:

- the Advance Assistance Benefit under this policy
- TPD Cover and/or Trauma Cover attached to Life Cover under this policy
- TPD Cover and/or Trauma Cover under another **linked policy**.

## Additional benefits (Built-in benefits)

This section explains the additional benefits automatically included with Life Cover in a policy held outside super.

These additional benefits do not apply if your Life Cover is under a policy held through super.

### Advance Assistance Benefit



We pay the Advance Assistance Benefit if the life insured dies with a Life Cover lump sum amount insured greater than \$25,000.

The amount we pay is \$25,000 as an advance payment of the Life Cover amount insured.

If an instalment benefit payment type applies, you can ask us to pay an advance lump sum of three times the instalment amount subject to a maximum of \$25,000.

Before we pay this benefit we must receive the life insured's full Australian death certificate or a certified copy, or other evidence that is legible and unaltered, showing the cause of death. If the information you provide to us is insufficient for any reason, we will let you know why that is and will discuss with you what alternative documents may need to be provided. We will not pay this benefit if the life insured died as a result of anything we exclude from Life Cover. Please see page 17.

You may be entitled to both this benefit and an equivalent benefit in respect of the life insured under other policies we issued. If so, despite the above, the total maximum we pay for all those benefits under all those policies is \$25,000.

In paying this benefit, we do not admit any liability under the Life Cover claim on the life insured's life. We will continue to assess the claim and reserve the right to recover any amount of this benefit already paid if we subsequently reject the claim.

### Orphan Benefit



The Orphan Benefit is only available from the third anniversary of the **Cover start date** of the Life Cover.

We pay the Orphan Benefit if the life insured and their **spouse** suffer an **accidental death** because of the same accident.

The amount we pay is \$10,000 for each **dependant child** that survives the life insured, up to \$30,000 for any one family.

### Financial Advice Benefit



If we pay the Life Cover amount insured for death or **terminal illness**, we will also reimburse up to \$3,000 of the adviser service fee for a financial plan for the person who received the Life Cover amount insured.

Living Expense Cover
Business Expense Cover
Income Secure Cover
Extra Care Cover
Child Cover
Continuous Care Cover
Trauma Cover
Total and Permanent Disability Cover
Life Cover

We pay the Financial Advice Benefit if all the following apply:

- we have paid or begun to pay, the Life Cover amount insured in respect of the life insured. We do not pay if we have only paid the Advance Assistance Benefit
- the financial plan was prepared by an Australian Financial Services Licensee or the Authorised Representative of such a licensee
- the person to whom we paid the Life Cover amount insured is the recipient of the advice
- the person to whom we paid the Life Cover amount insured paid the adviser service fee
- we receive acceptable evidence of the financial plan within 12 months of the date we paid, or began to pay, the Life Cover amount insured
- we have not already paid the Financial Advice Benefit under TPD Cover or Trauma Cover for the life insured
- we have not already paid a similar benefit under any other policy we issued in respect of the life insured.

We will not reimburse any commission paid to the **financial adviser** when the financial plan is implemented, nor any portion of the adviser service fee that is a commission.

If we paid the Life Cover amount insured to more than one person, we will divide the amount of this benefit between them in the same proportions as we paid the Life Cover amount insured.

### Accommodation Benefit



We pay the Accommodation Benefit if all the following apply:

- we have paid, or are paying, a Terminal Illness Benefit for the life insured
- a **medical practitioner** certifies that the life insured must remain confined to bed due to the **terminal illness** for which we paid the Terminal Illness Benefit
- either:
  - the life insured is more than 100 kilometres from their **home** and an **immediate family member** must travel from their **home** to be with the life insured
  - an **immediate family member** must travel more than 100 kilometres from their **home** to be with the life insured.

Under this benefit we reimburse the accommodation costs of the **immediate family member** up to \$500 per day. We pay for each day the life insured is confined to bed and the **immediate family member** is away from their **home**, up to 30 days.

We must receive evidence that is legible and unaltered of the life insured's confinement to bed and payment of the accommodation costs. The evidence must confirm the period of the confinement to bed and show that the accommodation costs were incurred for dates within the period of the confinement to bed. If the information you provide to us is insufficient for any reason, we will let you know why that is and will discuss with you what alternative documents may need to be provided.

## Standard features

Life Cover includes these standard features:

- Extended Terminal Medical Condition
- Serious Disability Premium Waiver
- Future Insurability
- Indexation
- Premium Freeze.

The Extended Terminal Medical Condition and Serious Disability Premium Waiver features are explained below.

The other standard features are explained on pages 55 to 61.

### Extended Terminal Medical Condition



#### When we pay

We pay the Extended Terminal Medical Condition Benefit if the life insured suffers an Extended Terminal Medical Condition.

We will pay either the Extended Terminal Medical Condition Benefit or the Terminal Illness Benefit (whichever we pay first) but not both. On payment of the Extended Terminal Medical Condition Benefit, the Terminal Illness Benefit ceases, and vice versa.

Extended Terminal Medical Condition means two registered **medical practitioners** with at least one being an **appropriate specialist**, have certified, jointly or separately, by providing supporting medical evidence, that the life insured suffers from an **illness**, or has incurred an **injury**, that:

- is likely to result in the life insured's death within 24 months of the date of certification, and
- the **illness** or **injury** has progressed to a point where the standard medical treatment protocols for that condition are not expected to extend the life insured's life expectancy beyond 24 months from the date of certification.

For each of the certificates, the certification period for the terminal medical condition has not ended.

#### The amount we pay

The amount of the Extended Terminal Medical Condition Benefit we pay is your Life Cover amount insured on the date the entitlement to the Extended Terminal Medical Condition Benefit arises.

We pay the Extended Terminal Medical Condition Benefit by the applicable benefit payment type. Please see below for more details.

#### The amount insured and benefit payment type

If the lump sum benefit type applies, the Life Cover amount insured is the amount for which we agreed to cover the life insured, reduced by certain payments. Please see the following page for more details. On a successful claim, we pay this amount as a single lump sum payment.

If an instalment benefit type applies, the Life Cover amount insured is the instalment amount for which we agreed to cover the life insured, reduced by certain payments. Please see the following page for more details.

On a successful claim, we pay this amount monthly in arrears from the date the entitlement to the relevant benefit arises, until the chosen instalment term ends. The instalment term is set out in the Policy Schedule.

### Your amount insured can decrease

The Life Cover amount insured will decrease by any amount we pay or begin to pay for:

- the Advance Assistance Benefit under this policy
- TPD Cover and/or Trauma Cover attached to Life Cover under this policy
- TPD Cover and/or Trauma Cover under another **linked policy**.

### Serious Disability Premium Waiver



We will waive the premiums for Life Cover if the life insured:

- suffers an **illness or injury** that results in their permanent inability to perform at least two of the **activities of daily living** without physical help from another adult; and
- suffered the relevant **illness or injury** before the policy anniversary when they are age 65.

We will waive two year's premiums, or less if the Life Cover ends earlier.

Where the Life Cover is reduced by the payment of a benefit under a SuperLink arrangement and you also met the above definition, the premium waiver will apply to the premium on the reduced Life Cover.

Indexation increases will continue to apply to the Life Cover for which we waive premiums.

However, we will not waive premiums under this feature for Life Cover provided under the Life Cover Buy Back Option or the Life Cover Purchase Option. Please see page 64 for details of Life Cover Buy Back Option and page 65 for details of Life Cover Purchase Option.

### Extra cost options

Life Cover offers the following extra cost options:

- Business Guarantee Option
- Premium Waiver Disability Option
- Value Protector Option.

Not all options are available if your Cover is held through super.

Please see from page 61 for a detailed explanation of the options and when they are available.

### When Life Cover ends

Life Cover for a life insured will end and your eligibility for any benefit under Life Cover will cease automatically on the earliest of the:

- policy anniversary when the life insured is age 130
- **Cover expiry date** shown on the Policy Schedule for the life insured's Life Cover, if applicable

- date we pay or begin to pay the full Life Cover lump sum that reduces the Life Cover amount insured under this policy to zero
- date we pay or begin to pay the Life Cover instalment amount insured that reduces the Life Cover amount insured under this policy to zero
- if we receive notification to cancel the Cover from the policy owner, or the life insured under OneCare Super, the end of the period of cover you have paid premiums for, adjusted for any premium refunds payable
- date we lawfully cancel and/or avoid the Cover
- date we cancel the policy for non-payment of premiums. We will write to the policy owner, or the life insured under OneCare Super, at least 30 days before and provide the opportunity to pay the overdue premium before we cancel the policy
- date we pay or begin to pay a benefit under TPD Cover under this policy or a **linked policy** that reduces the Life Cover amount insured under this policy to zero
- date we pay or begin to pay a benefit under Trauma Cover under this policy or a **linked policy** that reduces the Life Cover amount insured under this policy to zero
- date the Life Cover amount insured is reduced to zero
- date the life insured ceases to be a member of the external master trust – if the policy is held through an external master trust
- for OneCare Super, and subject to the option to continue Life Cover outside of super as explained below, the date the life insured:
  - ceases to be a member of the Fund, or
  - is no longer able to make super contributions, or rollover or transfer existing super amounts, into OneCare Super
- date the life insured dies.

### You can continue your Cover outside super



You can apply, without further underwriting, to continue Life Cover outside super if your Life Cover held through super ceases because either:

- you are no longer able to make super contributions, or rollover or transfer existing super amounts, into OneCare Super
- you cease to be a member of an external master trust, or OneCare Super.

You must exercise this option within 30 days after your Life Cover ends.

The new Life Cover will be on the same or equivalent terms available at the time that apply under this policy.

Please note that you will not have any Life Cover under this policy from the date your Life Cover ends. If your new Life Cover starts after this date, you may be without cover for a period of time.

Living Expense Cover

Business Expense Cover

Income Secure Cover

Extra Care Cover

Child Cover

Continuous Care Cover

Trauma Cover

Total and Permanent Disability Cover

Life Cover

# TOTAL AND PERMANENT DISABILITY COVER

Some setbacks can impact the rest of your life. They can mean you are unlikely to be able to ever work again.

TPD Cover is designed to provide financial support if an **illness** or **injury** stops you from returning to work or normal domestic duties.

## Choosing the right Cover

This section explains the benefits, features and options of the TPD Cover we offer.

You can tailor your TPD Cover by choosing:

- the structure of your Cover, that is whether to:
  - hold TPD Cover within or outside super
  - attach TPD Cover to Life or Trauma Cover, or both in the same policy
  - link TPD Cover under a policy held through super to TPD Cover under a policy held outside super through a SuperLink TPD arrangement
  - link TPD Cover under a policy held through super with Trauma Cover held outside super through SuperLink Trauma
  - link TPD Cover held outside super with Life Cover held under super through a SuperLink arrangement
- the TPD definition to apply
- the amount of your TPD Cover
- how your benefit will be paid
- any extra cost options you need.




Your premium will depend on your choices.

It is important to choose Cover and options that are right for you, considering your individual circumstances such as your debts and assets, your requirements for quality care and your lifestyle goals.




## Benefits and features snapshot

We offer TPD Cover with the following benefits, features and options, which we explain in the following sections of this PDS:







### Key benefits

Policy ownership	Benefit	Page
 	TPD Benefit	30
	Partial TPD Benefit	32












### Additional benefits

Policy ownership	Benefit	Page
	Spouse Retraining Benefit	37
	Financial Advice Benefit	37
	Accommodation Benefit	37

### Standard features

Policy ownership	Feature	Page
 	Future Insurability	56
 	Indexation	60
 	Premium Freeze	61

### Options available at extra cost

Policy ownership	Option	Page
 	Business Guarantee	61
 	Double TPD	63
 	Life Cover Buy Back	64
 	Life Cover Purchase	65
 	Premium Waiver Disability	66
	Value Protector	66

## Important features of TPD Cover

### You can have Cover held outside or through super



You can have TPD Cover under a policy held outside super or held through super.

However, not all TPD definitions and benefits are available if you have TPD Cover held through super.

This PDS will tell you if a benefit, feature or option is not available to Cover held through super.

### When Cover starts

TPD Cover for a life insured starts on the **Cover start date** for TPD Cover set out in the Policy Schedule.

### The life insured must meet entry conditions



Please see page 16 for details of minimum and maximum entry ages for a life insured under TPD Cover.

### Limits on the amount of Cover apply

Please see page 14 for details of the minimum and maximum amounts of TPD Cover that can be applied for.

### How we can pay your benefit

We will pay your **TPD Benefit** as:

	A single lump sum or monthly instalments.
	A single lump sum.

For further details about having your benefit paid in monthly instalments, please see page 20.

### You can attach other Covers under the same policy

You can choose stand-alone TPD Cover or you can attach TPD Cover to other Cover as follows:

	You can attach TPD Cover to: <ul style="list-style-type: none"><li>• Life Cover</li><li>• Trauma Cover.</li></ul>
	You can attach TPD Cover to Life Cover.

### You can link TPD Cover under a policy held through super with a policy held outside super

You can link TPD Cover under a policy held through super with TPD Cover under a policy held outside super. This is called a SuperLink TPD arrangement. Please see page 32.

You can also link TPD Cover held through super with Trauma Cover under a policy held outside super. This is called a SuperLink Trauma arrangement. Please see page 47.

### You can link TPD Cover under a policy held outside super with Life Cover held through super

You can link TPD Cover under a policy held outside super to Life Cover under a policy held through super under a SuperLink arrangement. Please see page 33.

### Your Cover continues if you are unemployed

TPD Cover does not cease if the life insured becomes unemployed.

#### We do not pay in some circumstances

Despite anything else in this PDS, we do not pay a benefit under TPD Cover in some circumstances. Please see page 17.

### The Policy Schedule will show the Cover you have

The Policy Schedule will show if TPD Cover applies to a life insured and if so:

- the TPD Cover structure, that is whether you have:
  - stand-alone TPD Cover
  - TPD Cover attached to Life Cover
  - TPD Cover attached to Trauma Cover
  - SuperLink TPD
  - SuperLink Trauma
  - SuperLink arrangement of Life held through super linked to TPD Cover held outside super
- the TPD Cover amount insured
- the TPD Cover benefit payment type, and if the instalment benefit payment type applies, the instalment term
- the TPD definitions which apply before the policy anniversary when the life insured is age 65
- any extra cost options selected.

Living Expense Cover

Business Expense Cover

Income Secure Cover

Extra Care Cover

Child Cover

Continuous Care Cover

Trauma Cover

Total and Permanent Disability Cover

Life Cover

## Key benefits — TPD Benefit and Partial TPD Benefit

This section explains the key benefits under TPD Cover.

### TPD Benefit



#### When we pay

We pay the **TPD Benefit** if the life insured meets a TPD definition for which they are covered, while their TPD Cover is in force.

However, if you have stand-alone TPD Cover or TPD Cover attached to Trauma Cover, the life insured must meet the required survival period.

#### Survival period

The life insured must meet the survival period if they are claiming under the parts of the TPD definitions listed in the table below:



TPD definition	Part of the TPD definition from page 34 to which the survival period applies
Any Occupation Own Occupation Home-maker SuperLink SIS Own Occupation	2, 3, and 4
Non-working Super Non-working	1 and 2

The life insured meets the survival period if they survive without life support for at least eight days after the date they satisfy the TPD definition.

If the life insured dies before the end of the survival period, we will not pay a **TPD Benefit**.

#### TPD definitions

We offer the following TPD definitions, depending on whether your Cover is held outside or through super:

	Any Occupation
	Own Occupation
	Home-maker
	Non-working
	SuperLink SIS Own Occupation
	Super Any Occupation
	Super Home-maker
	Super Non-working
	SuperLink SIS Any Occupation

The full definitions are set out on pages 34 to 37.

Your **financial adviser** can let you know the TPD definitions available for the life insured's occupation.

The TPD definitions that apply to your Cover will depend on your selection that we have accepted, and the life insured's age. The Policy Schedule will set out the TPD definitions that apply before the policy anniversary when the life insured is age 65.

#### Only the Non-working definition applies if you are over 60 when applying for Cover

If the life insured is over age 60 when Cover is applied for only the:

- 'Non-working' TPD definition applies for Cover held outside super
- 'Super Non-working' TPD definition is available for Cover held through super.

#### At age 65 your TPD definition may change

**This section does not apply to the SuperLink SIS Own Occupation, Non-working or Super Non-working TPD definition.**

Unless we agree otherwise (see 'If we classify the life insured's occupation as white collar, you can apply for the TPD definition to continue'), on the policy anniversary when the life insured is age 65 their TPD definition will change as follows:

Policy structure	TPD definition that applies to the life insured on and from the policy anniversary when age 65
Your policy is not part of a TPD SuperLink arrangement	The TPD definition will automatically convert to the Non-working TPD definition if Cover is held outside super, or automatically convert to the Super Non-working TPD definition if Cover is held through super.
Your policy is part of a SuperLink TPD arrangement	The SuperLink arrangement will end on the policy anniversary when the life insured is age 65. TPD Cover under the <b>linked policy</b> held through super continues, but the SuperLink SIS Any Occupation TPD definition will automatically convert to the Super Non-working TPD definition. TPD Cover under the <b>linked policy</b> held outside super will end.
Your policy is part of a SuperLink arrangement with Life Cover held through super linked to TPD Cover held outside super	The TPD definition will automatically convert to the Non-working TPD definition.

We will remind you in each annual review pack in the five years leading up to the change of TPD definition.

#### If we classify the life insured's occupation as white collar, you can apply for the TPD definition to continue

If we classify the life insured's occupation as white collar, you can ask us to continue to apply their Any Occupation, Super Any Occupation or Own Occupation TPD definition.

If we classify the life insured's occupation as white collar, and you have a SuperLink TPD arrangement, you can ask us to continue the Super Any Occupation TPD definition but all TPD Cover under the **linked policy** held outside super will cease.

We must receive the written application within 30 days of the policy anniversary when the life insured is age 65. The application must confirm the life insured's then current occupation.

If we accept the application, we will confirm it in writing. The relevant Any Occupation, Own Occupation or Super Any Occupation TPD definition will apply:

- until the policy anniversary when the life insured is age 70
- to the life insured's TPD Cover amount insured up to \$1 million, or if an instalment benefit applies, an **equivalent instalment amount**.

The Non-working TPD definition and the Super Non-working TPD definition, as applicable, will apply to TPD Cover amounts insured greater than \$1 million from the policy anniversary when the life insured is age 65. We will remind you in each annual review pack in the five years leading up to the change of TPD definition.

#### **At age 70 only the Non-working definition applies**

On the policy anniversary when the life insured is age 70, any Own Occupation or Any Occupation TPD definition that applies will automatically convert to the Non-working TPD definition. Any Super Any Occupation TPD definition will convert to the Super Non-working TPD definition.

#### **The amount we pay**

The amount of the **TPD Benefit** we pay for a life insured is the full TPD Cover amount insured for the life insured on the date of disablement. Please see below for details of the date of disablement.

We pay the **TPD Benefit** by the applicable benefit payment type.

If the lump sum benefit payment type applies, the TPD Cover amount insured is the amount we agreed to cover the life insured for, adjusted as explained on page 31. On a successful claim, we pay this amount as a single lump sum payment.

If an instalment benefit payment type applies, the TPD Cover amount insured is the instalment amount we agreed to cover the life insured for, adjusted as explained on page 31. On a successful claim we pay this amount monthly in arrears. We pay from the date the **TPD Benefit** entitlement arises until the selected instalment term ends. The instalment term is shown on the Policy Schedule.

In some cases, we may increase the **TPD Benefit** we pay. Please see the adjacent column for more details.

#### **The date of disablement is the date the TPD definition is first satisfied**

The date of disablement for a life insured is the date the life insured first satisfies every element of the applicable TPD definition.

The amount we'll pay is the benefit amount current on the earlier of:

- the date when the definition is met
- where there is a three-month qualification period as part of the definition, the start of that period.

This means that for claims relating to the inability to engage in Any Occupation or Own Occupation (including under SuperLink SIS Occupation), the benefit amount is based on the date when the life insured stopped work (in their 'Own occupation' if Own Occupation TPD applies) because of the disability that led to the claim. It isn't when evidence confirms that the disability is permanent.

#### **We increase the TPD Benefit for certain TPD definitions**

If a **TPD Benefit** is payable for a life insured, we will increase the amount we pay if the life insured satisfies all the following:

- has a TPD Cover amount insured on the date of disablement that is less than \$5 million
- satisfies the 'Any Occupation', 'Super Any Occupation', 'SuperLink SIS Any Occupation', 'Own Occupation' or 'SuperLink SIS Own Occupation' TPD definition that applies to their Cover
- satisfies the definition of '**Loss of limbs and/or sight**', '**Loss of independent existence**' or '**Cognitive loss**'. Please see 'General TPD definitions' on page 34.

The amount of the increase will be the following applicable percentage of the TPD Cover amount insured on the date of disablement:

- 5% after the 2nd policy anniversary
- 7.5% after the 3rd policy anniversary
- 10% after the 5th policy anniversary.

#### **When the amount insured is adjusted**

The TPD Cover amount insured will be adjusted in the following circumstances:

##### **1. The TPD Cover amount insured decreases after we pay benefits**

Your TPD Cover amount insured will decrease by the amount of any of the following we pay, or commence to pay instalments, for the life insured the:

- **TPD Benefit**
- **Partial TPD Benefit**
- Terminal Illness Benefit under Life Cover, where TPD Cover is attached to Life Cover
- Extended Terminal Medical Condition Benefit under Life Cover, where TPD Cover is attached to Life Cover
- Trauma Benefit under Trauma Cover, where TPD Cover is attached to Trauma Cover, or both TPD Cover and Trauma Cover are attached to Life Cover.

If a SuperLink arrangement applies for the life insured, the TPD Cover amount insured under this policy decreases by any benefit amount we pay, or commence to pay instalments, for the life insured under the **linked policy**. This includes payment of:

- the **TPD Benefit** with the SuperLink SIS Any Occupation definition in the **linked policy**, if applicable
- the **TPD Benefit** with the SuperLink SIS Own Occupation definition in the **linked policy**, if applicable
- the **Partial TPD Benefit** under the other **linked policy**, if applicable
- the Terminal Illness Benefit under Life Cover in the **linked policy**, if applicable

Living Expense Cover
Business Expense Cover
Income Secure Cover
Extra Care Cover
Child Cover
Continuous Care Cover
Trauma Cover
Total and Permanent Disability Cover
Life Cover

- the Extended Terminal Medical Condition Benefit under Life Cover in the **linked policy**, if applicable
- a Trauma Benefit under the SuperLink Trauma arrangement in the **linked policy** if attached to TPD Cover, if applicable.

## 2. TPD amount insured may decrease at age 65

This section does not apply to a policy containing the SuperLink SIS Own Occupation TPD definition.

The maximum we pay under TPD Cover for a life insured on or after the policy anniversary when they are age 65 is \$3 million across all **OnePath life insurance policies**.

Accordingly, on the policy anniversary when the life insured is age 65, the TPD Cover amount insured under this policy will decrease, if required. It will decrease so the total amount of TPD Cover for the life insured under all **OnePath life insurance policies** is \$3 million, or if an instalment benefit applies, an **equivalent instalment amount**.

However, if TPD Cover is attached to Trauma Cover, we will only decrease your TPD amount insured until it is equal to the Trauma Cover amount insured.

## 3. Indexation

We will increase the TPD Cover amount insured by indexation if applicable. Please see page 60.

### Partial TPD Benefit

Not available for TPD Cover held through super.



#### When we pay

We pay the **Partial TPD Benefit** if the life insured suffers a 'specific loss' while TPD Cover for the life insured is in force.

'Specific loss' means that, due to **illness or injury**, the life insured suffers the total and permanent loss of the use of either:

- one limb, where 'limb' is defined as the whole hand or the whole foot
- the sight in one eye.

We pay the **Partial TPD Benefit** by the chosen benefit payment type.

#### Amount we pay

The amount of the **Partial TPD Benefit** we pay for a life insured is 25% of their TPD Cover amount insured on the date the 'specific loss' occurs. This is subject to a minimum of \$10,000 and a maximum of \$500,000.

If the instalment benefit payment type applies, we will pay an **equivalent instalment amount**.

We explain how we calculate the TPD Cover amount insured on page 31.

#### Partial TPD reduces the amount insured

Your TPD Cover insured amount will decrease by the amount of any **Partial TPD Benefit** we pay.

The amount insured of any linked or attached Cover will also decrease by the amount of any **Partial TPD Benefit** we pay (and if this is part of a SuperLink arrangement, the amount insured under that **linked policy**).

#### We do not pay in some circumstances

We do not pay the **Partial TPD Benefit** in any of the following circumstances:

- the life insured's TPD Cover is held through super
- your policy is part of a transfer from another OnePath product, unless we have fully underwritten your TPD Cover
- we issued your policy as part of a continuation option, unless we have fully underwritten your TPD Cover.

## SuperLink TPD Cover

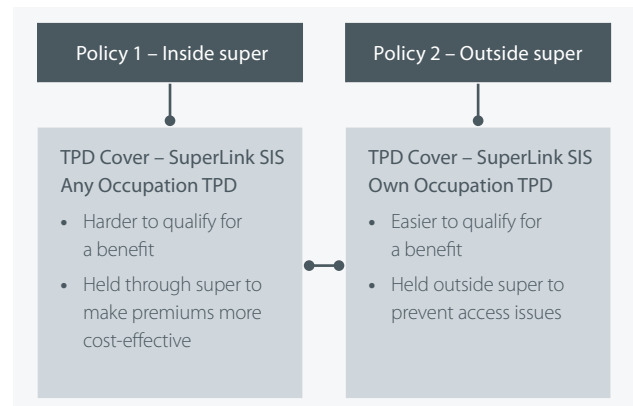
You can 'link' a life insured's TPD Cover under a policy held outside super with TPD Cover under a separate policy held through super.

This is called a SuperLink TPD arrangement.

We will issue each policy separately, as well as two Policy Schedules. We will also issue two annual review packs each year.

However, because the policies are linked, a benefit payment under one policy reduces the TPD Cover insured amount on both policies.

A SuperLink arrangement splits Cover over two policies which allows part of the premiums to be funded through the super fund.



#### We determine if you are TPD under the linked super policy first

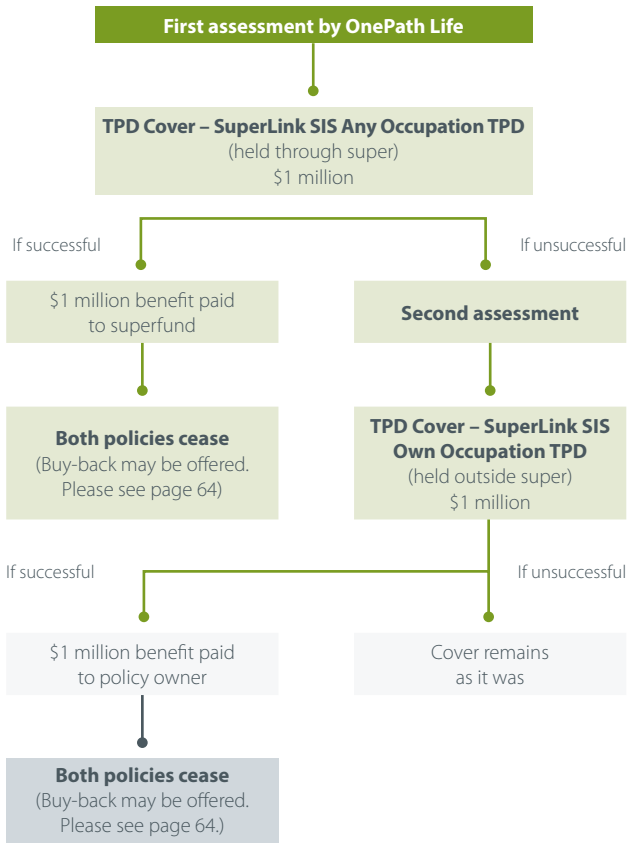
Each policy will have a different TPD definition. The policy held outside super will have the SuperLink SIS Own Occupation TPD definition and the **linked policy** held through super will have the SuperLink SIS Any Occupation TPD definition.

To determine entitlement to a **TPD Benefit** under a SuperLink arrangement, we first assess whether the life insured meets the SuperLink SIS Any Occupation TPD definition and the requirements of the policy held through super.

If so, payment under that policy will reduce the TPD Cover amount insured under both policies.

If no benefit is payable under the policy held through super, we assess whether the life insured meets the SuperLink SIS Own Occupation TPD definition and requirements of the **linked policy** held outside super.

The following diagram provides an example of the claims assessment procedure for SuperLink TPD for a customer who has chosen a TPD amount insured of \$1 million.



### Certain features of both policies must be the same

Under a SuperLink TPD arrangement, the following must be the same under both policies:

- the TPD Cover amount insured
- the life insured
- changes to the amount insured. For example, if the amount insured under one policy decreases because we pay the **Partial TPD Benefit**, the amount insured in the **linked policy** decreases by the same amount. Similarly any increases in the insured amount under one policy, for example, through indexation, will be applied to the **linked policy**
- any selected extra cost options.

However, the policies can have different payment frequency and premium type, that is variable age-stepped or variable.

### When a SuperLink TPD arrangement ends

A SuperLink TPD arrangement ends on the policy anniversary when the life insured is age 65. On that anniversary, TPD Cover under the **linked policy** held outside super ends.

TPD Cover under the **linked policy** held through super continues, but the life insured is covered for the Super Non-working TPD definition unless you apply for the Super Any Occupation TPD definition to continue. Please see page 30 for more details.

### Cessation of Cover under one linked policy will end Cover under the other linked policy

The TPD Cover for the life insured, and your eligibility for any benefit under either **linked policy**, ends on the earlier of the date:

- of any circumstance set out under 'When TPD Cover ends' on page 38
- we cancel the TPD Cover or Cover under any **linked policy** because the premium for the policy that is cancelled has not been paid when due. The TPD Cover under both policies will be cancelled or avoided (any applicable premium refund will be paid to the policy owner)
- we receive notification from the policy owner, or the life insured under OneCare Super, to cancel both or either of the SuperLink TPD Covers. The TPD Cover under both policies will be cancelled.

For example, if your SuperLink policy held outside super is cancelled because the premium is overdue, cover under your SuperLink policy held through super will end, even if you have paid all premiums for that Cover. This is because the policies are linked. We will refund the premium paid for any months after the cover has ended.

### SuperLink arrangement of Life Cover held through super linked to TPD Cover held outside super

You can 'link' a life insured's TPD Cover under a policy held outside super with Life Cover under a separate policy held through super.

We will issue each policy separately. This means that each year, two annual review packs and two Policy Schedules will be issued.

However, because the policies are linked, a benefit payment under TPD Cover under the policy held outside super reduces the Life Cover amount insured on the policy held through super.

A SuperLink arrangement of Life Cover held through super linked to TPD Cover held outside super splits the Covers over two policies which allows the Life Cover premium to be funded through the super fund.

### Certain features of both policies must be the same

Under a SuperLink arrangement of Life Cover held through super linked to TPD Cover held outside super, the life insured must be the same under both policies.

However, each policy can have different:

- methods of payment
- payment frequency
- amounts insured, however TPD Cover amount insured cannot exceed the Life Cover amount insured
- increases in Cover, including indexation
- premium type, i.e. variable age-stepped or variable
- extra cost options.

- Living Expense Cover
- Business Expense Cover
- Income Secure Cover
- Extra Care Cover
- Child Cover
- Continuous Care Cover
- Trauma Cover
- Total and Permanent Disability Cover
- Life Cover

### When a SuperLink arrangement of Life Cover held through super linked to TPD Cover held outside super ends

A SuperLink arrangement of Life Cover through super linked to TPD Cover held outside super ends on the earlier of the date:

- of any circumstance set out under 'When TPD Cover ends' on page 38
- the **linked policy** is cancelled or avoided (any applicable premium refund will be paid to the policy owner)
- we receive notification from the policy owner, or the life insured under OneCare Super, to cancel both or either of the Covers under the SuperLink arrangement.

Unless we agree otherwise, the TPD definition will automatically convert to the Non-working TPD definition on the policy anniversary when the life insured is age 65. However, if we classify the life insured's occupation as white collar, you can ask us to continue to apply their Any Occupation TPD or Own Occupation TPD definition. Please see page 30 for more details.

## TPD definitions

### General TPD definitions

'Loss of limbs and/or sight' means the total and permanent loss of the use of:

- two limbs, where 'limb' is defined as the whole hand or the whole foot; or
- the sight in both eyes; or
- one limb and the sight in one eye.

'Loss of independent existence' means the life insured is totally and irreversibly unable to perform at least two of the following five 'activities of daily living' without another adult person assisting:

- bathing and/or showering
- dressing and undressing
- eating and drinking
- using a toilet to maintain personal hygiene
- mobility.

'Cognitive loss' means a total and permanent deterioration or loss of intellectual capacity due to the loss of or damage to neurons in the brain (or through acquired brain injuries or progressive neurodegenerative disease) that has required the life insured to be under continuous care and supervision by another adult person for at least six consecutive months; that has been clinically observed and evidenced by accepted standardised testing, and that at the end of the six month period they are likely to require ongoing continuous care and assistance by another adult person to perform any of the **activities of daily living**.

### Non-working TPD

Non-working TPD means that, as a result of **illness or injury**, the life insured:

1. suffers '**loss of limbs and/or sight**';
- or
2. suffers '**loss of independent existence**';
- or
3. suffers '**cognitive loss**'.

### Super Non-working TPD

Super Non-working TPD means that, as a result of **illness or injury**, the life insured:

1. suffers '**loss of limbs and/or sight**' and is disabled to such an extent that they are unlikely ever again to be able to engage in any occupation for which they are reasonably suited by their education, training or experience;
- or
2. suffers '**loss of independent existence**' and is disabled to such an extent that they are unlikely ever again to be able to engage in any occupation for which they are reasonably suited by their education, training or experience;
- or
3. suffers '**cognitive loss**' and is disabled at the end of the period of six consecutive months, to such an extent that they are unlikely ever again to be able to engage in any occupation for which they are reasonably suited by their education, training or experience.

### Any Occupation TPD

Any Occupation TPD means that, solely as a result of **illness or injury**, the life insured:

1. a. has been absent from, and unable to, work for three consecutive months; and  
b. is attending a **medical practitioner** and an **appropriate specialist** and has undergone or is continuing to undergo all reasonable and appropriate treatment including rehabilitation for that **illness or injury**; and  
c. is disabled at the end of the period of three consecutive months, to such an extent that they are unlikely ever again to be able to engage in any occupation despite having undergone or continuing to undergo reasonable and appropriate treatment including rehabilitation for that **illness or injury**:
    - for which they are reasonably suited by their education, training or experience; and
    - which is likely to generate average **monthly earnings** of at least 25% of the life insured's average **monthly earnings** in the 12 months before claim;
- or
2. a. suffers at least 25% permanent whole person impairment as defined in the American Medical Association publication 'Guides to the Evaluation of Permanent Impairment', 5th edition, or an equivalent guide to impairment; and  
b. is disabled to such an extent that, as a result, they are unlikely ever again to be able to engage in any occupation:
    - for which they are reasonably suited by their education, training or experience; and
    - which is likely to generate average **monthly earnings** of at least 25% of the life insured's average **monthly earnings** in the 12 months before claim;
- or

3. suffers 'loss of limbs and/or sight';
- or
4. suffers 'loss of independent existence';
- or
5. suffers 'cognitive loss'.

### Super Any Occupation TPD

Super Any Occupation TPD means that, solely as a result of **illness** or **injury**, the life insured:

1.
  - a. has been absent from, and unable to, work for three consecutive months; and
  - b. is attending a **medical practitioner** and an **appropriate specialist** and has undergone or is continuing to undergo all reasonable and appropriate treatment including rehabilitation for that **illness** or **injury**; and
  - c. is disabled at the end of the period of three consecutive months, to such an extent that they are unlikely ever again to be able to engage in any occupation for which they are reasonably suited by their education, training or experience despite having undergone or continuing to undergo reasonable and appropriate treatment including rehabilitation for that **illness** or **injury**.

### SuperLink SIS Any Occupation TPD

SuperLink SIS Any Occupation TPD means that, solely as a result of **illness** or **injury**, the life insured:

1.
  - a. has been absent from, and unable to, work for three consecutive months; and
  - b. is attending a **medical practitioner** and an **appropriate specialist** and has undergone or is continuing to undergo all reasonable and appropriate treatment including rehabilitation for that **illness** or **injury**; and
  - c. is disabled at the end of the period of three consecutive months, to such an extent that they are unlikely ever again to be able to engage in any occupation for which they are reasonably suited by their education, training or experience despite having undergone or continuing to undergo reasonable and appropriate treatment including rehabilitation for that **illness** or **injury**.

### Own Occupation TPD

'Own Occupation' relates to the most recent occupation in which the life insured was engaged before the date of **disability**.

Own Occupation TPD means that, solely as a result of **illness** or **injury**, the life insured:

1.
  - a. has been absent from, and unable to engage in, their 'Own Occupation' for three consecutive months; and
  - b. is attending a **medical practitioner** and an **appropriate specialist** and has undergone or is continuing to undergo all reasonable and appropriate treatment including rehabilitation for that **illness** or **injury**; and
  - c. is disabled at the end of the period of three consecutive months to such an extent that they are unlikely ever again to be able to engage in their 'Own Occupation' despite having undergone or continuing to undergo reasonable and appropriate treatment including rehabilitation for that **illness** or **injury**;
- or
2.
  - a. suffers at least 25% permanent whole person impairment as defined in the American Medical Association publication 'Guides to the Evaluation of Permanent Impairment', 5th edition, or an equivalent guide to impairment; and
  - b. is disabled to such an extent that, as a result they are unlikely ever again to be able to engage in their 'Own Occupation';

- or
3. suffers 'loss of limbs and/or sight';
- or
4. suffers 'loss of independent existence';
- or
5. suffers 'cognitive loss'.

Living Expense Cover
Business Expense Cover
Income Secure Cover
Extra Care Cover
Child Cover
Continuous Care Cover
Trauma Cover
Total and Permanent Disability Cover
Life Cover

### SuperLink SIS Own Occupation TPD

'Own Occupation' relates to the most recent occupation in which the life insured was engaged before the date of **disability**.

SuperLink SIS Own Occupation TPD means that, solely as a result of **illness** or **injury**, the life insured:

1. a. has been absent from, and unable to engage in, their 'Own Occupation' for three consecutive months; and
- b. is attending a **medical practitioner** and an **appropriate specialist** and has undergone or is continuing to undergo all reasonable and appropriate treatment including rehabilitation for that **illness** or **injury**; and
- c. is disabled at the end of the period of three consecutive months to such an extent that they are unlikely ever again to be able to engage in their 'Own Occupation' despite having undergone or continuing to undergo reasonable and appropriate treatment including rehabilitation for that **illness** or **injury**;

or

2. a. suffers at least 25% permanent whole person impairment as defined in the American Medical Association publication 'Guides to the Evaluation of Permanent Impairment', 5th edition, or an equivalent guide to impairment; and
- b. is disabled to such an extent that, as a result they are unlikely ever again to be able to engage in their 'Own Occupation';

or

3. suffers 'loss of limbs and/or sight';

or

4. suffers 'loss of independent existence';

or

5. suffers 'cognitive loss'.

### Home-maker TPD

'Normal domestic duties' means the following tasks, whether or not the life insured performed these duties prior to the **injury** or **illness**:

- Cleaning – use domestic appliances and equipment to clean and maintain the **home**
- Cooking – use kitchen and cooking utensils, appliances and equipment to prepare more than the most basic meals for the family
- Laundry – wash, dry and iron family's clothes or linens to basic standards
- Shopping – purchasing and unpacking everyday household provisions for the family.

Home-maker TPD means that, solely as a result of **illness** or **injury**, the life insured:

1. a. has been unable, for three consecutive months, to:
  - perform all of the '**normal domestic duties**' without another adult person assisting and leave their **home** unaided; and
  - be engaged in any occupation; and
- b. has been, for the period of three consecutive months, **following the advice of a medical practitioner** and an **appropriate specialist** and engaging in appropriate treatment including rehabilitation for the **illness** or **injury**; and
- c. is disabled at the end of the period of three consecutive months to such an extent they require ongoing medical care and:
  - are unlikely ever again to be able to perform all of the '**normal domestic duties**' without another adult person assisting; and
  - are unlikely ever again to be able to engage in any occupation for which they are reasonably suited by their education, training or experience.

or

2. a. suffers at least 25% permanent whole person impairment as defined in the American Medical Association publication 'Guides to the Evaluation of Permanent Impairment', 5th edition, or an equivalent guide to impairment; and
- b. is disabled to such an extent that, as a result of this impairment, they are unlikely ever again to be able to perform all of the '**normal domestic duties**' without another adult person assisting or be engaged in any occupation for which they are reasonably suited by their education, training or experience;

or

3. suffers 'loss of limbs and/or sight';

or

4. suffers 'loss of independent existence';

or

5. suffers 'cognitive loss'.

## Super Home-maker TPD

'Normal domestic duties' means the following tasks, whether or not the life insured performed these duties prior to the **injury** or **illness**:

- Cleaning – use domestic appliances and equipment to clean and maintain the **home**
- Cooking – use kitchen and cooking utensils, appliances and equipment to prepare more than the most basic meals for the family
- Laundry – wash, dry and iron family's clothes or linens to basic standards
- Shopping – purchasing and unpacking everyday household provisions for the family.

Super Home-maker TPD means that, solely as a result of **illness** or **injury**, the life insured:

1. a. has been unable, for three consecutive months, to:
  - perform all of the '**normal domestic duties**' without another adult person assisting and leave their **home** unaided; and
  - be engaged in any occupation; and
- b. has been, for the period of three consecutive months, **following the advice of a medical practitioner** and an **appropriate specialist** and engaging in appropriate treatment including rehabilitation for the **illness** or **injury**; and
- c. at the end of the period of three months, is disabled to such an extent that they require ongoing medical care and:
  - are unlikely ever again to be able to perform all of the '**normal domestic duties**' without another adult person assisting; and
  - are unlikely ever again to be able to engage in any occupation for which they are reasonably suited by their education, training or experience.

## Additional benefits

This section explains the additional benefits automatically included with TPD Cover.

Some of these benefits are only included with certain types of Cover, as explained below.

### Spouse Retraining Benefit

Non Super

If we pay a **TPD Benefit** for a life insured, we will reimburse up to \$10,000 of the cost of training or retraining the life insured's **spouse** to either:

- obtain **gainful employment**
- improve their **employment** prospects
- improve the care they can provide the life insured.

The **spouse** must be under 65 years when the training starts and must incur the costs within 24 months from the date the life insured became **TPD**. An institution awarding Australian-recognised qualifications must provide the training.

The Spouse Retraining Benefit is only available for disablements that occur after the **TPD Benefit** has been held for three years.

### Financial Advice Benefit

Non Super

If we pay a **TPD Benefit** for a life insured, we will also reimburse up to \$3,000 of the adviser service fee for a financial plan for the person who received the **TPD Benefit**.

We pay the Financial Advice Benefit if all the following apply:

- we have paid, or begun to pay, the full **TPD Benefit** in respect of the life insured. We do not pay if we have only paid the **Partial TPD Benefit**
- the financial plan was prepared by an Australian Financial Services Licensee or the Authorised Representative of such a licensee
- the person to whom we paid the **TPD Benefit** amount insured is the recipient of the advice
- the person to whom we paid the TPD Cover amount insured paid the adviser service fee
- we receive evidence that is legible and unaltered of the financial plan within 12 months of the date we paid, or began to pay, the **TPD Benefit**. If the information you provide to us is insufficient for any reason, we will let you know why that is and will discuss with you what alternative documents may need to be provided.
- we have not already paid a Financial Advice Benefit under Life Cover or Trauma Cover for the life insured
- we have not already paid a similar benefit under any other policy we issued in respect of the life insured.

We will not reimburse any commission paid when the financial plan is implemented, nor any portion of the adviser service fee that is a commission.

If we paid the **TPD Benefit** to more than one person, we will divide the amount of this benefit between them in the same proportions as we paid the **TPD Benefit**.

### Accommodation Benefit

Non Super

We pay the Accommodation Benefit if all the following apply:

- we have paid, or are paying, a **TPD Benefit** for a life insured
- a **medical practitioner** certifies that the life insured must remain confined to bed due to the **disability** for which we paid, or are paying, the **TPD Benefit**
- either:
  - the life insured is more than 100 kilometres from their **home** and an **immediate family member** must travel from their **home** to be with the life insured
  - an **immediate family member** must travel more than 100 kilometres from their **home** to be with the life insured.

Living Expense Cover

Business Expense Cover

Income Secure Cover

Extra Care Cover

Child Cover

Continuous Care Cover

Trauma Cover

Total and Permanent Disability Cover

Life Cover

Under this benefit we will reimburse the accommodation costs of the **immediate family member** up to \$500 per day. We pay for each day the life insured is confined to bed and the **immediate family member** is away from their **home**, up to 30 days.

We must receive evidence that is legible and unaltered of the life insured's confinement to bed and payment of the accommodation costs. The evidence must confirm the period of the confinement to bed and show that the accommodation costs were incurred for dates within the period of the confinement to bed. If the information you provide to us is insufficient for any reason, we will let you know why that is and will discuss with you what alternative documents may need to be provided.

## Standard features and extra cost options

TPD Cover includes several standard features, as well as options available at extra cost.

### Standard features

- Indexation
- Future Insurability
- Premium Freeze.

### Options available at extra cost

- Life Cover Buy Back
- Double TPD
- Life Cover Purchase
- Premium Waiver Disability
- Business Guarantee
- Value Protector.

Not every feature and option is available with every Cover type.

Please see from page 56 for a detailed explanation of these features and options.

## When TPD Cover ends

TPD Cover for a life insured will end and your eligibility for any benefit under TPD Cover will cease automatically on the earliest of the:

- policy anniversary when the life insured is age 65 – if the policy is part of a SuperLink arrangement (unless the SuperLink arrangement is Life Cover held through super linked to TPD Cover held outside super, in which case, Cover expires at age 100)
- policy anniversary when the life insured is age 100 – if the policy is not part of a SuperLink arrangement
- **Cover expiry date** for the life insured's TPD Cover shown on the Policy Schedule
- date we pay the full TPD Cover lump sum or begin to pay the instalment amount insured

- if we receive notification to cancel the Cover from the policy owner, or the life insured under OneCare Super, the end of the period of cover you have paid premiums for, adjusted for any premium refunds payable
- date we lawfully cancel and/or avoid the Cover
- date we cancel the policy for non-payment of premiums. We will write to the policy owner, or the life insured under OneCare Super, at least 30 days before and provide the opportunity to pay the overdue premium before we cancel the policy
- date that Cover in respect of the life insured under a **linked policy** ends if the Cover is part of a TPD SuperLink arrangement. However, this only applies if this policy is held outside super, or if this policy is held through super and Cover under the **linked policy** ends for any reason other than reaching the policy anniversary when the life insured is age 65
- date we pay or begin to pay a benefit under Life Cover under this policy or a **linked policy** that reduces the TPD Cover amount insured under this policy to zero
- date we pay or begin to pay a benefit under TPD Cover under this policy or a **linked policy** that reduces the TPD Cover amount insured under this policy to zero
- date we pay or begin to pay a benefit under Trauma Cover under this policy or a **linked policy** that reduces the TPD Cover amount insured under this policy to zero
- date the TPD Cover amount insured is reduced to zero
- date the life insured ceases to be a member of the master trust – if the policy is held through an external super master trust
- for OneCare Super, and subject to the option to continue TPD Cover outside of super as explained below, the date the life insured:
  - ceases to be a member of the Fund, or
  - is no longer able to make super contributions, or rollover or transfer existing super amounts, into OneCare Super
- date the life insured dies.

### You can continue Cover outside super



You can apply, without further underwriting, to continue TPD Cover held outside super if your TPD Cover held through super ceases because either you:

- are no longer able to make super contributions, or rollover or transfer existing super amounts, into OneCare Super
- cease to be a member of an external master trust, or OneCare Super.

You must exercise this option within 30 days after your TPD Cover ceases.

The new TPD Cover will be on the same or equivalent terms available at the time that apply under this policy.

# TRAUMA COVER

The diagnosis of a serious illness like a heart attack can make you feel like your world is out of control. Financially, the feeling is only accelerated when expenses are coming at you from all directions.

Trauma Cover pays a benefit that can help you pay out debt, and cover the costs of lifestyle changes and medical expenses.

## Choosing the right Cover

This section explains the benefits, features and options of the Trauma Cover we offer.

You can tailor your Trauma Cover by choosing:

- the structure of your Cover, that is whether to:
  - attach Trauma Cover to other Cover
  - link Trauma Cover with Life or TPD Cover held through super. This is a SuperLink Trauma arrangement
- the Cover type you need. We offer Severity, Comprehensive and Premier Cover
- the amount of your Trauma Cover
- how your benefit will be paid
- any extra cost options you need.

Your premium will depend on your choices.

It is important to choose Cover and options that are right for you, considering your individual circumstances such as your debts and assets, your requirements for quality care and your lifestyle goals.

## Available Cover types

OneCare offers three types of Trauma Cover:

- **Severity** – Pays a full benefit on 34 trauma conditions and two tiers for which we pay a partial benefit on 39 trauma conditions based on the severity of the condition.
- **Comprehensive** – Covers 47 trauma conditions, including two conditions for which we pay a partial benefit.
- **Premier** – Pays a full benefit on 45 trauma conditions, and a partial benefit on 19 trauma conditions. This Cover offers Premier Maximiser as an extra cost option that is not available under Severity or Comprehensive Cover.

## Benefits and features snapshot

We offer Trauma Cover with the following benefits, features and options, which we explain in the following sections of this PDS:

Key benefit	Page	Severity	Comprehensive	Premier
100% benefit payment for a defined trauma condition	42		✓	✓
	45	✓		
50% of the sum insured for a defined trauma condition	45	✓	N/A	N/A
20% of the sum insured (to a maximum of \$100k benefit payment) for a defined trauma condition	43	N/A	N/A	✓
10% of the sum insured (to a maximum of \$20k benefit payment) for angioplasty – single or double vessel or heart surgery (less invasive)	43		✓	✓
	44	✓		
10% of the sum insured (to a maximum of \$50k benefit payment) for a defined trauma condition	44	✓	N/A	N/A

Additional benefits	Page	Severity	Comprehensive	Premier
Financial Advice Benefit	46	✓	✓	✓
Accommodation Benefit	46	✓	✓	✓

Standard features	Page	Severity	Comprehensive	Premier
Future Insurability	56	✓	✓	✓
Indexation	60	✓	✓	✓
Premium Freeze	61	✓	✓	✓
Pregnancy Premium Waiver	61	✓	N/A	N/A

Options available at extra cost	Page	Severity	Comprehensive	Premier
Business Guarantee Option	61	N/A	✓	✓
Double Trauma Option	63	N/A	✓	✓
Life Cover Buy Back Option	64	N/A	✓	✓
Life Cover Purchase Option	65	N/A	✓	✓
Premium Waiver Disability	66	N/A	✓	✓
Value Protector	66	N/A	✓	N/A
Trauma Cover Reinstatement	66	N/A	✓	✓
Premier Maximiser	68	N/A	N/A	✓

Living Expense Cover

Business Expense Cover

Income Secure Cover

Extra Care Cover

Child Cover

Continuous Care Cover

Trauma Cover

Total and Permanent Disability Cover

Life Cover

## Important features of Trauma Cover

### Available only outside super



You can only hold Trauma Cover under a policy held outside super.

### When Cover starts

Trauma Cover for a life insured starts on the **Cover start date** for Trauma Cover set out in the Policy Schedule.

### The life insured must meet entry conditions

Please see page 16 for details of minimum and maximum entry ages for a life insured under Trauma Cover.

### Limits on the amount of Cover apply

Please see page 14 for details of the minimum and maximum amounts of Trauma Cover you can apply for.

### We pay the full amount once only

We pay the full Trauma Cover amount insured for a life insured once only, even if the life insured satisfies the definition of more than one trauma condition. Your Cover ceases on the date we pay the full Trauma Cover amount insured or begin to pay the instalment amount insured. Please see page 47.

### We pay for the highest condition

If you meet the definition of more than one trauma condition at the same time, we will pay once only for the condition with the highest benefit.

### Trauma conditions must meet the specified severity

We only pay for a condition where the life insured satisfies the definition set out in this document. Please see the listed conditions under each cover type and the definition under the 'Glossary of trauma conditions'.

The definitions may specify required levels of severity and diagnostic requirements that must be met before a benefit is payable.

### Medical advances

If the method for diagnosing one of the conditions in the 'Glossary of trauma conditions' has been superseded due to medical advances, we will consider other appropriate and medically recognised methods or tests that unequivocally diagnose the event to at least the same severity.

If a medical cure is found or a medical treatment is developed that prevents the condition occurring, we will give the policy owner, or life insured under OneCare Super notice as soon as practicable and will let you know what that means for your Cover.

### How we can pay your benefit

We pay your Trauma Benefit as a single lump sum or, if you have Comprehensive Cover, you can select to have your Trauma Benefit paid in monthly instalments.

For further details about having your benefit paid in monthly instalments, please see page 20.

### You can attach other Covers under the same policy

You can choose stand-alone Trauma Cover or you can attach Trauma Cover to Life Cover and/or to TPD Cover.

### You can link Trauma Cover with Life and/or TPD Cover held through super or TPD Cover held outside super

You can link Trauma Cover held outside super to Life Cover and/or TPD Cover under a policy held through super.

This is called a SuperLink Trauma arrangement. Please see page 47 for more details.

You can also link Trauma Cover with TPD Cover held outside super to Life Cover under a policy held through super. This is a SuperLink arrangement with Life Cover held through super linked to TPD Cover held outside super. Please see page 33 for more details.

### Your Cover continues during unemployment

Your Trauma Cover does not cease if the life insured becomes **unemployed**.

### We do not pay in some circumstances

Despite anything else in this PDS, we do not pay a benefit under Trauma Cover in some circumstances. Please see page 17.

### The Policy Schedule will show the Cover you have

The Policy Schedule will show if Trauma Cover applies to a life insured and if so:

- the Trauma Cover structure. That is, whether you have:
  - stand-alone Trauma Cover
  - Trauma Cover attached to Life Cover
  - Trauma Cover attached to TPD Cover
  - SuperLink Trauma
- the Trauma Cover type. This will be either Severity, Comprehensive or Premier Cover
- the Trauma Cover amount insured
- the Trauma Cover benefit payment type, and if the instalment benefit payment type applies under Comprehensive Cover, the instalment term
- any extra cost options selected.

## Key benefit — Trauma Benefit

This section explains the key benefit under Trauma Cover.

### When we pay

We pay the Trauma Benefit if all the following are satisfied:

- the life insured suffers one of the trauma conditions listed on pages 42 to 45 and all elements are confirmed by evidence dated while their Trauma Cover is in force
- a **medical practitioner** diagnoses and certifies the trauma condition
- evidence supports and confirms that all elements of the trauma definition have been met including, for example, any specified test results or medical procedures
- for Severity Trauma Cover, the life insured is **following the advice of a medical practitioner** in relation to that trauma condition

- for any trauma condition marked with a ‘+’ in the lists on pages 42 to 45 – the **medical practitioner** referred to on the previous page is an **appropriate specialist**
- for any trauma condition marked with a ‘\*’ in the lists on pages 42 to 45 – the 90 day qualifying period has been satisfied. The 90 day qualifying period is explained below
- if the life insured has stand-alone Trauma Cover, Trauma Cover attached to TPD Cover or SuperLink Trauma with TPD – the life insured survives without life support for eight days after the date the trauma condition is met. The life insured must meet both the survival period and any time requirement of the trauma condition definition while their Trauma Cover is in force.

### 90 day qualifying period

The ‘90 day qualifying period’ applies to each trauma condition marked with a ‘\*’ in the lists on pages 42 to 45.

We will not cover or pay any benefit for any such trauma condition if the condition first occurs, is first diagnosed or first becomes **reasonably apparent**, during the first 90 days after:

- the **Cover start date**
- date we accept your application for reinstatement
- date we accept your application for an increase to the Trauma Cover amount insured, regarding the increased portion only.

We refer to this as the ‘90 day qualifying period’.

Further, we will not pay any benefit for a trauma condition that is directly or indirectly related to a condition for which we do not cover due to the 90 day qualifying period explained above.

If the life insured suffers any of the following trauma conditions during the 90 day qualifying period, we will not pay for that trauma condition at any time over the life of the policy:

- **heart attack (diagnosed)**
- **heart attack – permanent LVEF less than 50%**
- **heart attack – permanent LVEF less than 40%**
- **stroke (diagnosed)**
- **stroke (residual impairment)**
- **stroke (severe impairment).**

If the life insured suffers any of the following trauma conditions (or any conditions related to them) during the 90 day qualifying period, we will not pay for that trauma condition at any time over the life of the policy:

- **cancer (excluding less advanced cases)**
- **pre-invasive or in-situ cancer (of limited sites)**
- **invasive cancer (early stage)**
- **invasive cancer (of stage 2)**
- **invasive cancer (of stage 3 or 4)**
- **leukaemia, lymphoma and blood related cancers (early stage)**
- **leukaemia, lymphoma and blood related cancers (of stage 2)**
- **leukaemia, lymphoma and blood related cancers (of stage 3 or 4).**

### 90 day qualifying period does not apply to replacement insurance

However, the qualifying period will not apply to any part of the Trauma Cover amount insured which replaces similar insurance if all the following apply:

- any similar qualifying period has expired for the same conditions or events in the policy to be replaced. This includes qualifying periods which were applied to that policy after it commenced due to, for example, reinstatements or increases
- the policy to be replaced is cancelled immediately after we issue this policy
- no claim is payable or pending under the policy to be replaced.

The policy to be replaced can be a policy issued by us or by another insurer. However, the qualifying period applies if Severity Trauma Cover is being replaced with Trauma Comprehensive or Trauma Premier Cover.

If the Trauma Cover amount insured under this policy exceeds that of the policy to be replaced, the 90 day qualifying period will still apply to the excess amount.

### The amount we pay

For many trauma conditions, the amount of the Trauma Benefit we pay for a life insured is the full Trauma Cover amount insured that applies on the date that entitlement to the Trauma Benefit arises.

However, we only pay a partial amount of the Trauma Cover amount insured for some trauma conditions.

Please see page 42 for a list of the trauma conditions for which we pay the full Trauma Cover amount insured.

Please see page 43 for a list of the trauma conditions for which we pay only a partial amount of the Trauma Cover amount insured.

Please see page 44 and 45 for a list of the trauma conditions for which we pay a tiered based amount of the Severity Trauma Cover amount insured.

We pay the Trauma Benefit by the applicable benefit payment type. The instalment benefit payment type is only available under Comprehensive Cover.

If the lump sum benefit payment type applies, the Trauma Cover amount insured is the amount for which we agreed to cover the life insured, adjusted as explained on the following page. In a successful claim, we pay this amount as a single lump sum payment.

If an instalment benefit payment type applies, the Trauma Cover amount insured is the instalment amount for which we agreed to cover the life insured, adjusted as explained on the following page. In a successful claim, we pay this amount monthly in arrears. We pay from the date the entitlement to the Trauma Benefit arises until the selected instalment term ends. The instalment term is shown in the Policy Schedule.

Living Expense Cover
Business Expense Cover
Income Secure Cover
Extra Care Cover
Child Cover
Continuous Care Cover
Trauma Cover
Total and Permanent Disability Cover
Life Cover

## We will adjust the amount insured

We will adjust your Trauma Cover amount insured in the following circumstances.

### 1. The Trauma Cover amount insured decreases when we pay benefits

The Trauma Cover amount insured will decrease by any of the following we pay or begin to pay for the life insured:

- if the life insured has stand-alone Trauma Cover – any amount we pay or begin to pay for the life insured under the Trauma Benefit
- if the life insured has Trauma Cover attached to Life Cover only – any amount we pay or begin to pay for the life insured for the:
  - Terminal Illness Benefit under Life Cover
  - Extended Terminal Medical Condition Benefit under Life Cover
  - Trauma Benefit under Trauma Cover.
- if the life insured has Trauma Cover attached to TPD Cover only – any amount we pay or begin to pay for the life insured for the:
  - TPD Benefit under TPD Cover
  - Trauma Benefit under Trauma Cover.
- if the life insured has both TPD Cover and Trauma Cover attached to Life Cover – any amount we pay or begin to pay for that life insured for the:
  - Terminal Illness Benefit under Life Cover
  - Extended Terminal Medical Condition Benefit under Life Cover

- TPD Benefit under TPD Cover
- Trauma Benefit under Trauma Cover.

Further, if SuperLink Trauma applies, any benefit amount paid in respect of the life insured under the **linked policy** will reduce the Trauma amount insured under this policy by the same amount. This includes:

- a partial payment of the SuperLink TPD Cover amount insured under the other **linked policy** (if applicable)
- payment of the TPD Benefit with the SuperLink SIS Own Occupation, SuperLink SIS Any Occupation, Super Any Occupation or Super Home-maker TPD definition in the other **linked policy**, if applicable
- payment of the Terminal Illness Benefit under Life Cover, if applicable
- payment of the Extended Terminal Medical Condition Benefit under Life Cover, if applicable.

Please see page 47 for details of SuperLink Trauma.

### 2. Indexation

We will increase the Trauma Cover amount insured under indexation, if applicable. Please see page 60.

## Trauma conditions for which we pay a full Trauma Benefit under Comprehensive and Premier Cover

Under both Comprehensive and Premier Cover, we pay the full Trauma Cover amount insured for the 45 trauma conditions listed in the table below. Pages 97 to 104 set out the full definition for each trauma condition.

**Table: Trauma conditions for which we pay a full Trauma Benefit under Comprehensive and Premier Cover**

Heart conditions	Brain conditions	Mobility conditions	Body organ conditions
<ul style="list-style-type: none"> <li>• Angioplasty – triple vessel*</li> <li>• Aortic surgery*</li> <li>• Cardiac arrest (out of hospital)*†</li> <li>• Cardiomyopathy (permanent and irreversible)</li> <li>• Coronary artery by-pass surgery*†</li> <li>• Heart attack (diagnosed)*†</li> <li>• Heart valve surgery*</li> <li>• Open chest surgery*</li> <li>• Primary pulmonary hypertension (Idiopathic Pulmonary Arterial Hypertension with permanent impairment)</li> </ul>	<ul style="list-style-type: none"> <li>• Cognitive loss (permanent)</li> <li>• Dementia including Alzheimer's disease (diagnosed and with cognitive impairment)†</li> <li>• Head trauma (permanent and irreversible)†</li> <li>• Parkinson's disease (diagnosed)†</li> <li>• Parkinson-Plus Syndrome (specified)†</li> <li>• Stroke (diagnosed)*†</li> </ul>	<ul style="list-style-type: none"> <li>• Loss of independent existence (permanent)</li> <li>• Loss or paralysis of limb (permanent)</li> <li>• Motor neurone disease (diagnosed)†</li> <li>• Multiple sclerosis (recurrent episodes)*†</li> <li>• Multiple sclerosis (permanent impairment)*†</li> <li>• Muscular dystrophy (permanent impairment)†</li> <li>• Osteoporosis (before age 50)*†</li> <li>• Rheumatoid arthritis (severe)*†</li> </ul>	<ul style="list-style-type: none"> <li>• Kidney failure (end stage)</li> <li>• Liver disease (end stage)</li> <li>• Lung disease (end stage)†</li> <li>• Organ transplant (major)</li> <li>• Pneumonectomy†</li> <li>• Systemic sclerosis (permanent and irreversible)*</li> </ul>
	Cancers and tumours	Blood disorders	Other events
	<ul style="list-style-type: none"> <li>• Benign brain tumour (permanent impairment or requiring surgical intervention)†</li> <li>• Benign spinal tumour (permanent impairment or requiring surgical intervention)†</li> <li>• Cancer (excluding less advanced cases)*†</li> </ul>	<ul style="list-style-type: none"> <li>• Aplastic anaemia (requiring treatment)</li> <li>• HIV (medically acquired)</li> <li>• HIV (occupationally acquired)</li> </ul>	<ul style="list-style-type: none"> <li>• Burns (severe)</li> <li>• Coma (of specified severity)</li> <li>• Diabetes (severe)*†</li> <li>• Intensive care (prolonged)</li> <li>• Loss of speech (permanent)</li> <li>• Terminal illness†</li> </ul>
	Nervous system disorders	Sensory conditions	
	<ul style="list-style-type: none"> <li>• Encephalitis (permanent and irreversible)</li> <li>• Meningitis and/or meningococcal disease (permanent and irreversible)</li> </ul>	<ul style="list-style-type: none"> <li>• Blindness (permanent in both eyes)</li> <li>• Deafness (permanent in both ears)</li> </ul>	

Trauma conditions marked with a:

\* are subject to a 90 day qualifying period. Please see page 41.

† must be diagnosed and certified by a **medical practitioner** who is an **appropriate specialist**.

**Trauma conditions for which we pay a partial Trauma Benefit under Comprehensive and Premier Cover**

Under Comprehensive and Premier Cover, we pay a partial amount only for some trauma conditions. Two of those conditions are covered under both Comprehensive and Premier Cover. An additional 17 conditions are covered under Premier Cover only.

The full definition for each trauma condition is set out on pages 97 to 104.

Trauma conditions marked with a:

- <sup>\*/</sup> are subject to a 90 day qualifying period. Please see page 41
- † must be diagnosed and certified by a **medical practitioner** who is an **appropriate specialist**.

**We pay 10% for two conditions under Comprehensive and Premier Cover**

We make a partial payment under Comprehensive and Premier Cover for the following trauma conditions:

- **angioplasty – single or double vessel**<sup>\*/†</sup>
- **heart surgery (less invasive)**<sup>\*/†</sup>.

The amount we pay for the above conditions is 10% of the Trauma Cover amount insured when the **angioplasty – single or double vessel** or **heart surgery (less invasive)** procedure occurs. This is subject to a maximum of \$20,000 across all Trauma Comprehensive and Premier Cover policies held in respect of the life insured or \$40,000 if you have the Premier Maximiser option and a minimum of \$10,000, or if an instalment benefit payment type applies, an **equivalent instalment amount**.

**We pay 20% for trauma conditions under Premier Cover only**

Under Premier Cover, we make a partial payment for the 17 additional trauma conditions listed in the table below.

**Table: Trauma conditions for which we pay 20% of the Trauma Benefit under Premier Cover only**

Cancers and tumours	Other events	Body organ conditions	Brain disorder conditions
<ul style="list-style-type: none"> <li>• Benign tumour (diagnosed)<sup>†</sup></li> <li>• Brain surgery (of pituitary gland)<sup>†</sup></li> <li>• Carcinoma in situ (of limited sites)<sup>*/†</sup></li> <li>• Chronic lymphocytic leukaemia (diagnosed)<sup>*/†</sup></li> <li>• Melanoma (early stage)<sup>*/†</sup></li> </ul>	<ul style="list-style-type: none"> <li>• Burns (of limited extent)</li> <li>• Critical care (requiring intubation)</li> <li>• Diabetes mellitus – adult, insulin dependent diagnosed after age 30<sup>*/†</sup></li> <li>• Orchidectomy (as required to confirm lack of carcinoma in situ of the testicle)<sup>*/†</sup></li> <li>• Systemic lupus erythematosus (SLE) with lupus nephritis of specified severity (diagnosed)<sup>*</sup></li> </ul>	<ul style="list-style-type: none"> <li>• Colostomy and/or ileostomy<sup>*</sup></li> <li>• Endometriosis (severe requiring surgical intervention)<sup>*</sup></li> </ul>	<ul style="list-style-type: none"> <li>• Hydrocephalus (requiring surgical intervention)<sup>*</sup></li> </ul>
		Mobility conditions	Sensory conditions
		<ul style="list-style-type: none"> <li>• Muscular dystrophy (diagnosed)<sup>†</sup></li> <li>• Rheumatoid arthritis (that fails to respond to treatment)<sup>*/†</sup></li> </ul>	<ul style="list-style-type: none"> <li>• Blindness (permanent of specified severity)<sup>*</sup></li> <li>• Deafness (permanent in one ear)<sup>*</sup></li> </ul>

Trauma conditions marked with a:

\* are subject to a 90 day qualifying period. Please see page 41.

† must be diagnosed and certified by a **medical practitioner** who is an **appropriate specialist**.

The amount we pay for any of these trauma conditions is 20% of the Trauma Cover amount insured at the time the trauma condition is met. This is subject to a maximum of \$100,000 across all Trauma Premier Cover policies held in respect of the life insured or \$200,000 if you have the Premier Maximiser option and a minimum of \$10,000.

**Partial payment reduces Trauma Cover amount insured**

The amount payable for any trauma condition decreases the Trauma Cover amount insured.

**Multiple claims on partial payments**

We will pay a partial payment for multiple trauma conditions, provided the sum of all claims paid does not exceed the Trauma Cover amount insured. However, we will only ever pay one claim for each trauma condition, except:

- **carcinoma in situ (of limited sites)**, for which we will pay once for each site
- **angioplasty – single or double vessel**, for which we will pay for multiple occurrences if the first **angioplasty – single or double vessel** procedure (double vessel procedures completed in two sessions within a two-month period, or that are the result of the same investigation which demonstrated the need for the procedures, will be considered to be one procedure) occurs, and the condition leading to the first **angioplasty – single or double vessel** procedure only first becomes **reasonably apparent**, after the end of the 90 day qualifying period.

No more than \$100,000 is payable for the same partial trauma condition across all Trauma Comprehensive and Premier Cover policies held in respect of the life insured or \$200,000 if you have the Premier Maximiser option. Please see page 68.



## Trauma conditions for which we pay under Severity Trauma Cover

Under Severity Trauma Cover, the amount we pay for the trauma condition is based on the following three tiers:

- tier one we pay the 10% of the Trauma Benefit, subject to a maximum of \$50,000 across all Severity Trauma Cover policies held in respect of the life insured and a minimum of \$10,000. However, **angioplasty – single or double vessel** and **heart surgery (less invasive)** are subject to a maximum of \$20,000 across all Severity Trauma Cover policies held in respect of the life insured
- tier two we pay 50% of the Trauma Benefit
- tier three we pay 100% of the Trauma Benefit.

The amount we pay is based on the tier you satisfy at time of claim. For example, if the claim is related to cancer and you satisfy the definition for **invasive cancer (of stage 2)** under tier 2, then you will be paid 50% of the Trauma Benefit.

### Partial payment reduces Severity Trauma Cover amount insured

The amount payable for any trauma condition decreases the Trauma Cover amount insured.

### Subsequent claims on partial payment under Severity Trauma Cover

We will pay based on the remaining amount insured for subsequent claims under Severity Trauma Cover as follows:

- **pre-invasive or in-situ cancer (of limited sites), invasive cancer (early stage) and invasive cancer (of stage 2)**, of different sites
- **angioplasty – single or double vessel** and **angioplasty – triple vessel**, for multiple occurrences if the first procedure (procedures completed in multiple sessions within a two-month period, or that are the result of the same investigation which demonstrated the need for the procedures, will be considered to be one procedure) occurs,

and the condition leading to the first procedure only first becomes **reasonably apparent**, after the end of the 90 day qualifying period

- a progressive claim. Please see 'Progressive conditions under Severity Trauma Cover' below
- an unrelated claim, where the trauma condition being subsequently claimed on is totally unrelated to the prior claim.

We will not pay any subsequent claims within six months of a prior claim if it is related (directly or indirectly) to that claim, except where it is a progressive claim.

### Progressive conditions under Severity Trauma Cover

There are a number of trauma conditions that we will treat as a progression of a prior claim and will pay based on the remaining amount insured. A progressive condition is any trauma condition that is related to the same underlying condition, medical cause or pathology as the prior claim. If the life insured meets more than one trauma condition at the same time, we will pay once only for the condition with the highest benefit. The full definition for each trauma condition is set out on pages 97 to 104.

#### Example

Phillip took out a policy with \$500,000 Severity Trauma Cover.

After one year, Phillip suffers a heart condition and meets the defined **heart attack (diagnosed)** condition. Phillip receives \$50,000 (10% of the amount insured) which reduces his Severity Trauma Cover to \$450,000.

Three months after having ongoing optimal therapy for the heart condition, Phillip is left with a permanent impairment and meets the defined **heart attack – permanent LVEF less than 50%** condition. Because the condition is a progression of the prior claim, Phillip receives \$225,000 (50% of the remaining amount insured) which reduces his Severity Trauma Cover to \$225,000.

**Table: Tier one Trauma conditions for which we pay 10% of the Trauma Benefit, subject to a maximum of \$50,000 and a minimum of \$10,000 under Severity Trauma Cover**

Heart conditions	Brain conditions	Mobility conditions	Cancers and tumours	Sensory conditions	Other events
<ul style="list-style-type: none"> <li>• Angioplasty – single or double vessel<sup>*†^</sup></li> <li>• Cardiac arrest (out of hospital)<sup>*†</sup></li> <li>• Cardiomyopathy (diagnosed)<sup>†</sup></li> <li>• Heart attack (diagnosed)<sup>*†</sup></li> <li>• Heart surgery (less invasive)<sup>*†^</sup></li> </ul>	<ul style="list-style-type: none"> <li>• Dementia including Alzheimer's disease (diagnosed and with cognitive impairment)<sup>†</sup></li> <li>• Parkinson's disease (diagnosed)<sup>†</sup></li> <li>• Parkinson-Plus Syndrome (specified)<sup>†</sup></li> <li>• Stroke (diagnosed)<sup>*†</sup></li> </ul>	<ul style="list-style-type: none"> <li>• Motor neurone disease (diagnosed)<sup>†</sup></li> <li>• Multiple sclerosis (recurrent episodes)<sup>*†</sup></li> <li>• Muscular dystrophy (diagnosed)<sup>*†</sup></li> <li>• Osteoporosis (before age 50)<sup>*†</sup></li> <li>• Rheumatoid arthritis (that fails to respond to treatment)<sup>*†</sup></li> </ul>	<ul style="list-style-type: none"> <li>• Benign tumour (diagnosed)<sup>†</sup></li> <li>• Invasive cancer (early stage)<sup>*†</sup></li> <li>• Leukaemia, lymphoma and blood related cancers (early stage)<sup>*†</sup></li> <li>• Pre-invasive or in-situ cancer (of limited sites)<sup>*†</sup></li> </ul>	<ul style="list-style-type: none"> <li>• Blindness (permanent of specified severity)<sup>*</sup></li> <li>• Deafness (permanent in one ear)<sup>*</sup></li> </ul>	<ul style="list-style-type: none"> <li>• Critical care (requiring intubation)</li> <li>• Diabetes mellitus – adult, insulin dependent diagnosed after age 30<sup>*†</sup></li> <li>• Orchidectomy (as required to confirm lack of carcinoma in situ of the testicle)<sup>*†</sup></li> </ul>

Trauma conditions marked with a:

\* are subject to a 90 day qualifying period. Please see page 41.

† must be diagnosed and certified by a **medical practitioner** who is an **appropriate specialist**.

^ are subject to a maximum of \$20,000 across all Severity Trauma Cover policies held in respect of the life insured.

**Table: Tier two Trauma conditions for which we pay 50% of the Trauma Benefit under Severity Trauma Cover**

Heart conditions	Brain conditions	Body organ conditions	
<ul style="list-style-type: none"> <li>• Angioplasty – triple vessel*</li> <li>• Aortic surgery*</li> <li>• Cardiomyopathy – permanent LVEF less than 50%†</li> <li>• Coronary artery by-pass surgery*†</li> <li>• Heart attack – permanent LVEF less than 50%*†</li> <li>• Heart valve surgery*</li> <li>• Open chest surgery*</li> </ul>	<ul style="list-style-type: none"> <li>• Hydrocephalus (requiring surgical intervention)*</li> <li>• Stroke (residual impairment)*†</li> </ul>	<ul style="list-style-type: none"> <li>• Colostomy and/or ileostomy*</li> </ul>	
	Cancers and tumours	Blood disorders	Other events
	<ul style="list-style-type: none"> <li>• Invasive cancer (of stage 2)*†</li> <li>• Leukaemia, lymphoma and blood related cancers (of stage 2)*†</li> </ul>	<ul style="list-style-type: none"> <li>• HIV (medically acquired)</li> <li>• HIV (occupationally acquired)</li> </ul>	<ul style="list-style-type: none"> <li>• Burns (of limited extent)</li> <li>• Coma (of specified severity)</li> <li>• Intensive care (prolonged)</li> </ul>

Trauma conditions marked with a:

\* are subject to a 90 day qualifying period. Please see page 41.

† must be diagnosed and certified by a **medical practitioner** who is an appropriate specialist.

**Table: Tier three Trauma conditions for which we pay 100% of the Trauma Benefit under Severity Trauma Cover**

Heart conditions	Brain conditions	Mobility conditions	Body organ conditions
<ul style="list-style-type: none"> <li>• Cardiomyopathy – permanent LVEF less than 40%†</li> <li>• Heart attack – permanent LVEF less than 40%*†</li> <li>• Primary pulmonary hypertension (Idiopathic Pulmonary Arterial Hypertension with permanent impairment)</li> </ul>	<ul style="list-style-type: none"> <li>• Cognitive loss (permanent)</li> <li>• Head trauma (permanent and irreversible)†</li> <li>• Parkinson's disease (permanent impairment)†</li> <li>• Stroke (severe impairment)*†</li> </ul>	<ul style="list-style-type: none"> <li>• Loss of independent existence (permanent)</li> <li>• Loss or paralysis of limb (permanent)</li> <li>• Motor neurone disease (permanent impairment)†</li> <li>• Multiple sclerosis (permanent impairment)*†</li> <li>• Muscular dystrophy (permanent impairment)†</li> <li>• Rheumatoid arthritis (severe)*†</li> </ul>	<ul style="list-style-type: none"> <li>• Inflammatory bowel disease (requiring surgical intervention)†</li> <li>• Kidney failure (end stage)</li> <li>• Liver disease (end stage)</li> <li>• Lung disease (end stage)†</li> <li>• Organ transplant (major)</li> <li>• Pneumonectomy†</li> <li>• Systemic sclerosis (permanent and irreversible)*</li> </ul>
	Cancers and tumours	Blood disorders	Other events
	<ul style="list-style-type: none"> <li>• Benign brain tumour (permanent impairment or requiring surgical intervention)†</li> <li>• Benign spinal tumour (permanent impairment or requiring surgical intervention)†</li> <li>• Invasive cancer (of stage 3 or 4)*†</li> <li>• Leukaemia, lymphoma and blood related cancers (of stage 3 or 4)*†</li> </ul>	<ul style="list-style-type: none"> <li>• Aplastic anaemia (requiring treatment)</li> </ul>	<ul style="list-style-type: none"> <li>• Burns (severe)</li> <li>• Diabetes (severe)*†</li> <li>• Loss of speech (permanent)</li> <li>• Terminal illness†</li> </ul>
	Nervous system disorders	Sensory conditions	
	<ul style="list-style-type: none"> <li>• Encephalitis (permanent and irreversible)</li> <li>• Meningitis and/or meningococcal disease (permanent and irreversible)</li> </ul>	<ul style="list-style-type: none"> <li>• Blindness (permanent in both eyes)</li> <li>• Deafness (permanent in both ears)</li> </ul>	

Trauma conditions marked with a:

\* are subject to a 90 day qualifying period. Please see page 41.

† must be diagnosed and certified by a **medical practitioner** who is an appropriate specialist.



## Additional benefits

This section explains the additional benefits automatically included with Trauma Cover.

Some of the benefits are only included with certain types of Cover, as explained below.

### Financial Advice Benefit

Non Super

If we pay the full Trauma Cover amount insured, we will also reimburse up to \$3,000 of the adviser service fee for a financial plan for the person who received the Trauma Benefit.

We pay the Financial Advice Benefit if:

- we have paid or begun to pay the full Trauma Cover amount insured in respect of the life insured. We do not pay if we have only made a partial payment of the Trauma Cover amount insured
- the financial plan was prepared by an Australian Financial Services Licensee or the Authorised Representative of such a licensee
- the person to whom we paid the Trauma Cover amount insured is the recipient of the advice
- the person to whom we paid the Trauma Cover amount insured paid the adviser service fee
- we receive evidence that is legible and unaltered of the financial plan within 12 months of the date we paid or began to pay the Trauma Cover amount insured. If the information you provide to us is insufficient for any reason, we will let you know why that is and will discuss with you what alternative documents may need to be provided
- we have not already paid the Financial Advice Benefit under Life Cover or TPD Cover for the life insured
- we have not already paid a similar benefit under any other policy we issued in respect of the life insured.

We will not reimburse any commission paid to the **financial adviser** when the financial plan is implemented, nor any portion of the adviser service fee that is a commission.

If we paid the Trauma Cover amount insured to more than one person, we will divide the amount of this benefit between them in the same proportions as we paid the Trauma Cover amount insured.

### Accommodation Benefit

Non Super

Under this benefit, we reimburse accommodation costs of an **immediate family member** up to \$500 per day. We pay for each day the life insured is confined to bed and the **immediate family member** is away from their **home**, up to 30 days.

We pay the Accommodation Benefit if all the following apply:

- we have paid or are paying the full Trauma Cover amount insured for the life insured
- a **medical practitioner** certifies that the life insured must remain confined to bed due to the trauma condition for which we paid the Trauma Benefit
- either:
  - the life insured is more than 100 kilometres from their **home** and an **immediate family member** must travel from their **home** to be with the life insured
  - an **immediate family member** must travel more than 100 kilometres from their **home** to be with the life insured.

We must receive evidence that is legible and unaltered of the life insured's confinement to bed and payment of the accommodation costs. The evidence must confirm the period of the confinement to bed and show that the accommodation costs were incurred for dates within the period of the confinement to bed. If the information you provide to us is insufficient for any reason, we will let you know why that is and will discuss with you what alternative documents may need to be provided.

## Standard features and extra cost options

Trauma Cover includes several standard features, as well as options available at extra cost.

### Standard features

- Future Insurability
- Indexation
- Premium Freeze
- Pregnancy Premium Waiver.<sup>^</sup>

Standard features marked with a '<sup>^</sup>' are not available for Comprehensive or Premier Cover.

### Options available at extra cost

No extra cost options are available for Severity Trauma Cover.

- Life Cover Buy Back
- Double Trauma
- Life Cover Purchase
- Trauma Cover Reinstatement
- Premier Maximiser
- Business Guarantee
- Premium Waiver Disability
- Value Protector.

Not all options and features are available with all types of Cover. Please see from page 56 for a detailed explanation of these features and options.

## SuperLink Trauma

You can 'link' a life insured's Trauma Cover with Life Cover and/or TPD Cover under a separate OneCare policy held through super.

This is called SuperLink Trauma.

We will issue each policy separately, as well as two Policy Schedules. We will also issue two annual review packs each year.

However, because the policies are linked, a benefit payment under one Cover reduces the amount insured of every other linked Cover.

SuperLink Trauma allows premiums for the Life Cover and/or TPD Cover to be funded through super. It also results in lower premiums for Trauma Cover than stand-alone Trauma Cover.

The Policy Schedule will show if the policy in respect of a life insured is linked to another policy under a SuperLink Trauma arrangement.

### Non-working TPD definitions held through super and outside super cannot be linked

Severity, Comprehensive and Premier Covers can be linked in a SuperLink Trauma arrangement.

However, you cannot link Trauma Cover under a SuperLink arrangement with TPD Cover that has the 'Super Non-working TPD' or 'Non-working TPD' definitions. You can link Trauma Cover to TPD Cover that has any other TPD definitions available.

### Certain features of both policies must be the same

Under SuperLink Trauma, the following must be the same under both policies:

- the life insured

However, under each policy you can have different:

- methods of payment
- payment frequency
- amounts insured, however if Trauma Cover is linked to Life Cover the Trauma Cover amount insured cannot exceed the Life Cover amount insured
- increases in Cover, including indexation
- premium type, for example, variable age-stepped or variable
- extra cost options.

### When SuperLink Trauma ends

A SuperLink Trauma arrangement ends on the earlier of the date:

- of any circumstance set out under 'When Trauma Cover ends' on the adjacent column
- the **linked policy** is cancelled or avoided (any applicable premium refund will be paid to the policy owner)
- we receive notification from the policy owner, or the life insured under OneCare Super, to cancel the SuperLink Trauma Cover arrangement.

## When Trauma Cover ends

Trauma Cover for a life insured will end and your eligibility for any benefit under Trauma Cover will cease automatically on the earliest of the:

- policy anniversary when the life insured is age 70
- **Cover expiry date** for the life insured's Trauma Cover shown on the Policy Schedule
- date we pay the full Trauma Cover lump sum or begin to pay the instalment amount insured
- if we receive notification to cancel the Cover from the policy owner, the end of the period of cover you have paid premiums for, adjusted for any premium refunds payable
- date we lawfully cancel and/or avoid the Cover
- date we cancel the policy for non-payment of premiums. We will write to the policy owner at least 30 days before and provide the opportunity to pay the overdue premium before we cancel the policy
- date we pay or begin to pay a benefit under Life Cover under this policy or a **linked policy** that reduces the Trauma Cover amount insured under this policy to zero
- date we pay or begin to pay a benefit under TPD Cover under this policy or a **linked policy** that reduces the Trauma Cover amount insured under this policy to zero
- date the life insured dies.

Living  
Expense Cover

Business  
Expense Cover

Income  
Secure Cover

Extra Care  
Cover

Child Cover

Continuous  
Care Cover

Trauma  
Cover

Total and Permanent  
Disability Cover

Life Cover

# CONTINUOUS CARE COVER

Some health conditions don't just affect your ability to work, they change how you live. They can mean you'll need lifelong care, changes to your home, and support from loved ones who may have to give up work to help.

Continuous Care Cover is designed to provide financial support when permanent **illness** or **injury** leads to lifelong care needs. It can help cover costs like in-home assistance, residential care, or home modifications – so you can focus on living with dignity and comfort.

## Choosing the right Cover

This section explains the benefits, features and options of the Continuous Care Cover we offer.

Continuous Care Cover is designed to complement your other OneCare Covers and can be tailored by choosing the amount of your Continuous Care Cover and any extra cost options you need.


Your premium will depend on your choices.

It is important to choose Cover and options that are right for you, considering your individual circumstances such as your requirements for quality long-term care.





## Benefits and features snapshot

We offer Continuous Care Cover with the following benefits, feature and option, which we explain in the following sections of this PDS.



### Key benefit

Policy ownership	Benefit	Page
 	Continuous Care Benefit	49



### Additional benefits

Policy ownership	Benefit	Page
 	Home Modification Advancement Benefit	50
 	Care Advancement Benefit	50

### Standard feature

Policy ownership	Feature	Page
 	Indexation	60

### Option available at extra cost

Policy ownership	Option	Page
 	Premium Waiver Disability	66

## Important features of Continuous Care Cover

### You can have Cover held outside or through super



You can hold Continuous Care Cover under a policy held outside super or held through super.

If Continuous Care Cover is held through super, the life insured must also meet the superannuation definition of permanent incapacity for a benefit to be paid.

### When Cover starts

Continuous Care Cover for a life insured starts on the **Cover start date** for Continuous Care Cover set out in the Policy Schedule.

### The life insured must meet entry conditions

Please see page 16 for details of minimum and maximum entry ages for a life insured under Continuous Care Cover.

### Limits on the amount of Cover apply

Please see page 14 for details of the minimum and maximum amounts of Continuous Care Cover that can be applied for.

### Lump sum benefits only

We pay the Continuous Care Benefit as a single lump sum benefit only.

The instalment benefit payment type is not available for Continuous Care Cover benefits.

### Only available as stand-alone Cover

Continuous Care Cover is available as stand-alone Cover only and can be applied for on its own or added to a OneCare policy as an additional Cover. Continuous Care Cover cannot be attached to other Covers.

### Your Cover continues during unemployment

Your Continuous Care Cover does not cease if the life insured becomes **unemployed**.

### We do not pay in some circumstances

Despite anything else in this PDS, we do not pay a benefit under Continuous Care Cover in some circumstances. Please see page 18.

If Continuous Care Cover is held through super, the life insured must also meet the superannuation definition of permanent incapacity for a benefit to be paid.

### The Policy Schedule will show you the Cover you have

The Policy Schedule will show if Continuous Care Cover applies to a life insured and if so:

- the Continuous Care Cover amount insured
- any extra cost option selected.

## Key benefit – Continuous Care Benefit

This section explains the key benefit under Continuous Care Cover.

### When we pay

We pay the Continuous Care Benefit if the Continuous Care Cover for the life insured is in force, and solely as a result of **illness or injury**, all of the following are satisfied:

- a. the life insured has been disabled to the extent that the life insured has required, and has been under, **continuous care** for at least 3 consecutive months, and
- b. the life insured has undergone or is continuing to undergo all reasonable and appropriate treatment including rehabilitation for that **illness or injury**, and
- c. despite having undergone or continuing to undergo all reasonable and appropriate treatment, and after the use of all reasonable aids and home modifications, the life insured is disabled to the extent that the life insured requires **continuous care** for the rest of their life with no reasonable prospect that the disability will improve.

The prognosis of the disability in (c) must be supported by a **medical practitioner** who is an **appropriate specialist** taking into account appropriate treatment. Disabilities for which the relevant **medical practitioner** who is an **appropriate specialist** cannot give a clear prognosis are not covered.

The **illness or injury**, its symptoms and effects on functional impairment must be confirmed by a **medical practitioner** who is an **appropriate specialist** for the **illness or injury**. The claim must be supported by objective medical evidence and confirmatory investigations including, but not limited to, clinical, radiological, histological and laboratory evidence.

In addition to the above, certain events must meet a specified severity. If the care is needed in whole or in part due to:

- (i) any mental health or behavioural condition classified in the Diagnostic and Statistical Manual of Mental Disorders (DSM) or in any other clinically recognised diagnostic manual (including any replacement or successor to DSM) excluding conditions captured in (ii), the life insured must meet an impairment percentage of 47 or above on the Psychiatric Impairment Rating Scale (PIRS), or
- (ii) cognitive decline due to neuro-degenerative conditions (for example dementia such as Alzheimer's disease), the life insured must meet a Mini Mental State Examination score of 15 or less out of 30. In this case, a PIRS result is not required, or
- (iii) any condition or symptom that relies on medical symptoms alone without the support of abnormal test results from medical imaging, pathology or blood tests that explain the symptoms, for example conditions or symptoms including chronic fatigue syndrome or fibromyalgia, the life insured

must have suffered at least 60% permanent and irreversible whole person impairment as defined in the American Medical Association publication 'Guide to the Evaluation of Permanent Impairment, 5th edition, or an equivalent guide to impairment.

### The amount we pay

The amount of the Continuous Care Benefit we pay for a life insured is the full Continuous Care Cover amount insured for the life insured on the date the life insured first satisfies all of the requirements applicable to the Continuous Care Benefit.

On the payment of the Continuous Care Benefit, the Continuous Care Cover ceases.

### When the amount insured is adjusted

The Continuous Care Cover amount insured will be adjusted in the following circumstances:

#### 1. The Continuous Care Cover amount insured decreases after we pay benefits

The Continuous Care Cover amount insured will decrease by the amount of any of the following we pay for the life insured, the:

- Home Modification Advancement Benefit
- Care Advancement Benefit

#### 2. Indexation

We will increase the Continuous Care Cover amount insured by indexation if applicable. Please see page 60.

### Continuous care definition

**Continuous care** means daily assistance by another adult person required to sustain life or attend to bodily functions, for no less than 6 hours a day. 'Continuous' does not mean that the carer must spend every minute of the day providing personal care. Care may be provided in long blocks, short regular intervals or a combination of periods.

For care that has been required, in the 3 consecutive months period, this must be evidenced through any of the following:

- hospitalisation
- paid care costs through an appropriate provider who is not a family member
- a family member providing the care, who was previously working full-time, with evidence of no longer working (for example, carer's leave or termination notice) and loss of income
- a family member providing the care, who was previously not working, with evidence of hiring home support which was previously not in place of at least 6 hours each day
- a family member providing the care, who was previously working part-time, with evidence of:
  - for the days previously working, no longer working (for example, carer's leave or termination notice) and loss of income, and
  - for the days not working, evidence of hiring home support which was previously not in place of at least 6 hours each day or evidence of paid care through an appropriate provider.

Living Expense Cover

Business Expense Cover

Income Secure Cover

Extra Care Cover

Child Cover

Continuous Care Cover

Trauma Cover

Total and Permanent Disability Cover

Life Cover

## Additional benefits

This section explains the additional benefits automatically included with Continuous Care Cover.

### Home Modification Advancement Benefit



We pay the Home Modification Advancement Benefit if the Continuous Care Cover for the life insured is in force, and solely as a result of **illness** or **injury**:

- the life insured is unable to move from place-to-place by walking or with the assistance of a walking aid, and they're unlikely to be able to ever again, or
- the life insured is unable to climb a set of stairs without the assistance of another person, and they're unlikely to be able to ever again, or
- the life insured suffers the total and permanent loss of the use of sight in both eyes.

The amount we pay for the Home Modification Advancement Benefit is the lower of 10% of the Continuous Care Benefit amount insured at the date the life insured first satisfies all the requirements and \$200,000.

The Continuous Care Benefit amount insured will be reduced by the amount paid under the Home Modification Advancement Benefit.

The Home Modification Advancement Benefit is only payable once and is subject to a maximum amount of \$200,000 we will pay under the Home Modification Advancement Benefit across all **OnePath life insurance policies** covering the life insured.

### Care Advancement Benefit



We pay the Care Advancement Benefit of \$10,000 if the Continuous Care Cover for the life insured is in force and if all of the following apply:

- we have paid, or begun to pay, the full **TPD Benefit** in respect of the life insured under TPD Cover for a OneCare policy. We do not pay if we have only paid the **Partial TPD Benefit**, and
- solely as a result of **illness** or **injury** the life insured has been disabled to the extent that a family member has had to stop paid employment for at least one month to care for the life insured at home or the life insured has incurred paid care costs for at least one month through an appropriate provider who is not a family member.

The Care Advancement Benefit only applies if the Continuous Care Benefit amount insured is \$250,000 or more at the date the life insured first satisfies all the requirements.

The Continuous Care Benefit amount insured will be reduced by the amount paid under the Care Advancement Benefit.

The Care Advancement Benefit is only payable once and is subject to a maximum amount of \$10,000 we will pay under the Care Advancement Benefit across all **OnePath life insurance policies** covering the life insured.

## Standard features and extra cost options

Continuous Care Cover includes the following standard feature and option available at extra cost.

### Standard feature

- Indexation

### Option available at extra cost

- Premium Waiver Disability

Please see pages 60 and 66 for a detailed explanation of these features and options.

## When Continuous Care Cover ends

Continuous Care Cover for a life insured will end and your eligibility for any benefit under Continuous Care Cover will cease automatically on the earliest of the:

- policy anniversary when the life insured is 65
- **Cover expiry date** for the life insured's Continuous Care Cover shown on the Policy Schedule
- date we pay the full Continuous Care Cover lump sum
- if we receive notification to cancel the Cover from the policy owner, or the life insured under OneCare Super, the end of the period of cover you have paid premiums for, adjusted for any premium refunds payable
- date we lawfully cancel and/or avoid the Cover
- date we cancel the policy for non-payment of premiums. We will write to the policy owner, or the life insured under OneCare Super, at least 30 days before and provide the opportunity to pay the overdue premium before we cancel the policy
- date the life insured ceases to be a member of the master trust – if the policy is held through an external super master trust
- for OneCare Super, and subject to the option to continue Continuous Care Cover outside of super as explained below, the date the life insured:
  - ceases to be a member of the Fund, or
  - is no longer able to make super contributions, or rollover or transfer existing super amounts, into OneCare Super
- date the life insured dies.

### You can continue Cover outside super



You can apply, without further underwriting, to continue Continuous Care Cover held outside super if your Continuous Care Cover held through super ceases because either you:

- are no longer able to make super contributions, or rollover or transfer existing super amounts, into OneCare Super
- cease to be a member of an external master trust, or OneCare Super.

You must exercise this option within 30 days after your Continuous Care Cover ceases.

The new Continuous Care Cover will be on the same or equivalent terms available at the time that apply under this policy.

# CHILD COVER

Child Cover is designed with the whole family in mind.

It is a way of insuring children for various trauma events, such as cancer, terminal illness and death.

This Cover converts at age 21 to Life Cover with attached Trauma Comprehensive Cover or Severity Trauma Cover without the need for further medical underwriting.

## Choosing the right Cover

This section explains the benefits and features of Child Cover.


Child Cover can be owned by the child's parents, grandparents or other full time carers with prior approval.

There is no limit to the number of children who can be insured under the one policy.


## Benefits and features snapshot

We offer Child Cover with the following benefits and features, which we explain below:




### Key benefit

Policy ownership	Benefit	Page
 Non Super	Child Cover Benefit	52

### Additional benefit

Policy ownership	Benefit	Page
 Non Super	Accommodation Benefit	53

### Standard features

Policy ownership	Feature	Page
 Non Super	Continuation of Child Cover	53
 Non Super	Conversion of Child Cover	53
 Non Super	Indexation	60

## Important features of Child Cover

### Available only outside super

Child Cover is only available under a policy held outside super.

### Only available with other Cover

Child Cover is only available if the policy owner has another OneCare Cover under the same policy.

### When Cover starts

Child Cover for an insured child starts on the **Cover start date** for Child Cover set out in the Policy Schedule.

### The life insured must meet entry conditions

Please see page 16 for details of minimum and maximum entry ages for a life insured under Child Cover.

### Limits on the amount of Cover apply

Please see page 14 for details of the minimum and maximum amounts of Child Cover you can apply for.

### Variable age-stepped premiums only

Child Cover is only available with variable age-stepped premiums.

### Lump sum benefits only

We pay a Child Cover Benefit as a single lump sum only.

The instalment benefit payment type is not available for Child Cover benefits.

### We do not pay in some circumstances

Despite anything else in this PDS, we do not pay a benefit under Child Cover in some circumstances. Please see from page 17.

### The Policy Schedule will show the Cover you have

The Policy Schedule will show if Child Cover applies, and the:

- names of the insured child or children
- Child Cover amount insured for each insured child.

## Key benefit — Child Cover Benefit

This section explains the key benefit under Child Cover.

### When we pay

We pay the Child Cover Benefit if the insured child dies while Child Cover for the insured child is in force.

We also pay the Child Cover Benefit if all the following are satisfied:

- the insured child suffers one of the trauma conditions listed below and all elements are confirmed by evidence dated while the Child Cover for the insured child is in force
- a **medical practitioner** diagnoses and certifies the trauma condition
- evidence supports and confirms that all elements of the trauma definition have been met including, for example, any specified test results or medical procedures
- for those trauma conditions marked with a '†' in the list below, the **medical practitioner** referred to above is an **appropriate specialist**
- for those trauma conditions marked with a '\*†' in the list below, the 90 day qualifying period has been satisfied.

### Trauma conditions

The insured child is covered for the trauma conditions listed below. These conditions are defined on pages 97 to 104:

- Aplastic anaemia (requiring treatment)
- Blindness (permanent in both eyes)
- Benign brain tumour (permanent impairment or requiring surgical intervention)†
- Benign spinal tumour (permanent impairment or requiring surgical intervention)†
- Brain damage (permanent impairment)†
- Burns (severe)
- Cancer (excluding less advanced cases)\*†
- Cardiomyopathy (permanent and irreversible)
- Deafness (permanent in both ears)
- Encephalitis (permanent and irreversible)
- Head trauma (permanent and irreversible)†
- Kidney failure (end stage)
- Loss of speech (permanent)
- Loss or paralysis of limb (permanent)
- Meningitis and/or meningococcal disease (permanent and irreversible)
- Organ transplant (major)
- Stroke (diagnosed)\*†
- Terminal illness†.

### 90 day qualifying period

We will not cover or pay any benefit for any such trauma condition if the condition first occurs, is first diagnosed or first becomes **reasonably apparent**, during the first 90 days after:

- the **Cover start date**
- date we accept your application to reinstate Child Cover
- date we accept your application for an increase to the Child Cover amount insured, regarding the increased portion only.

We refer to this as the '90 day qualifying period'.

If the insured child suffers **cancer (excluding less advanced cases)** during the 90 day qualifying period, we will not pay a Child Cover Benefit for any other related occurrences of **cancer (excluding less advanced cases)** or trauma conditions which result from that **cancer (excluding less advanced cases)**.

However, the qualifying period will not apply to any part of the Child Cover amount insured which replaces similar insurance if all the following apply:

- any similar qualifying period has expired for the same conditions or events in the policy to be replaced. This includes qualifying periods which were applied to the policy after it commenced due to, for example, reinstatements or increases
- the policy to be replaced is cancelled immediately after we issue this policy
- no claim is payable or pending under the policy to be replaced.

The policy to be replaced can be a policy issued by us or by another insurer.

If the Child Cover amount insured under this policy exceeds that of the policy to be replaced, the 90 day qualifying period will still apply to the excess amount.

### The amount we pay

The amount we pay is the Child Cover amount insured for the insured child as at the date the entitlement to the Child Cover Benefit arises.

This is the amount insured shown on the Policy Schedule, adjusted by increases under the indexation option, if applicable.

We pay the Child Cover Benefit as a lump sum.

## Additional benefit

The section explains the additional benefit automatically included with Child Cover.

### Accommodation Benefit

Non  
Super

We pay the Accommodation Benefit if all the following apply:

- we have paid the Child Cover amount insured for an insured child
- a **medical practitioner** certifies that the insured child must remain confined to bed due to the trauma condition for which we paid the Child Cover Benefit
- either:
  - the insured child is more than 100 kilometres away from their **home** and an **immediate family member** must travel from their **home** to be with the insured child
  - an **immediate family member** must travel more than 100 kilometres from their **home** to be with the insured child.

Under this benefit we will reimburse the accommodation costs of the **immediate family member** up to \$500 per day. We pay for each day the insured child is confined to bed and their **immediate family member** is away from their **home**, up to 30 days.

We must receive evidence that is legible and unaltered of the insured child's confinement to bed and payment of the accommodation costs. The evidence must confirm the period of the confinement to bed and show that the accommodation costs were incurred for dates within the period of the confinement to bed. If the information you provide to us is insufficient for any reason, we will let you know why that is and will discuss with you what alternative documents may need to be provided.

## Standard features

Child Cover includes these standard features:

- Continuation of Child Cover
- Conversion of Child Cover
- Indexation.

Continuation of Cover and Conversion of Child Cover are explained below. Indexation is explained on page 60.

### Continuation of Child Cover

Non  
Super

If the policy owner dies, or a claim is paid leaving Child Cover as the only Cover under the policy, the insured child can continue Child Cover through a new policy. The insured child will be the policy owner of the new policy.

The insured child must be at least 10 years old, and parent or guardian consent is required if the child is under 16 years.

If this option is exercised, we will provide Child Cover under the new policy even if there is no other Cover under the new policy.

### Conversion of Child Cover

On the policy anniversary when the insured child is age 21, we will offer the policy owner the opportunity to apply for Life Cover and attached Trauma Comprehensive Cover or Severity Trauma Cover for the insured child. The amount of new Cover can be up to the Child Cover amount insured immediately before the Child Cover ceasing. The policy owner will not need to provide medical or other evidence.

If neither Severity Trauma or Trauma Comprehensive Covers are available when the conversion occurs, we will offer the attached Trauma Cover that we consider to be the most like Severity Trauma or Trauma Comprehensive Cover.

We must receive the policy owner's written acceptance of the offer within 30 days of the offer being made. If we do, the new Life and Trauma Cover in respect of the insured child will commence immediately after the Child Cover ceases.

The policy owner can choose the new Cover to be issued under their existing OneCare policy, or under a new policy with the insured child as the policy owner.

We will calculate the premium for the new Cover based on the premium rates applying when this option is exercised. We will also consider the life insured's then current occupation and smoking status.

We will also apply to the new Cover any exclusions, or medical or hazardous pursuits loadings, that applied to the original Child Cover.

## When Child Cover ends

Child Cover for an insured child will end and your eligibility for any benefit under Child Cover will cease automatically on the earliest of the:

- policy anniversary when the insured child is age 21
- **Cover expiry date** for the insured child's Child Cover shown on the Policy Schedule
- date we pay the full Child Cover amount insured
- date there ceases to be any other Cover type under the policy except Child Cover (unless Continuation of Child Cover is exercised)
- if we receive notification to cancel the Cover from the policy owner, the end of the period of cover you have paid premiums for, adjusted for any premium refunds payable
- date we lawfully cancel and/or avoid the Cover
- date we cancel the policy for non-payment of premiums. We will write to the policy owner at least 30 days before and provide the opportunity to pay the overdue premium before we cancel the policy
- date the insured child dies.

Living  
Expense Cover

Business  
Expense Cover

Income  
Secure Cover

Extra Care  
Cover

Child Cover

Continuous  
Care Cover

Trauma  
Cover

Total and Permanent  
Disability Cover

Life Cover

# EXTRA CARE COVER

Extra Care Cover provides a way of topping up your OneCare Cover with individual elements of:

- Accidental Death Cover
- Terminal Illness Cover
- Extended Needle Stick Cover.

## Choosing the right Cover






This section explains the benefits, features and option of the Extra Care Cover we offer.

Extra Care Cover is designed to complement your other OneCare Cover. Extra Care Cover is only available if you purchase another OneCare Cover under the same policy. Further, Extra Care Cover is not a built-in feature of your other Cover. To have Extra Care Cover, you must select it.





## Benefits and features snapshot

We offer Extra Care Cover with the following benefits, features and option, which we explain below in the following sections of this PDS:



### Key benefits

Policy ownership	Benefit	Page
 	Extra Care Accidental Death Benefit	55
 	Extra Care Terminal Illness Benefit	55
	Extra Care Extended Needle Stick Benefit	55

### Standard features

Policy ownership	Feature	Page
 	Future Insurability	56
 	Indexation	60

### Option available at extra cost

Policy ownership	Option	Page
 	Premium Waiver Disability	66

## Important features of Extra Care Cover

### You can have Cover held outside or through super

You can hold Extra Care Cover under a policy held outside super or held through super.

However, not all benefits are available if your Cover is held through super.

This PDS will tell you if a benefit, option or feature is not available to Cover held through super.

### Only available with other Cover

Extra Care Cover is only available if you hold another Cover under the same policy.

### When Cover starts

Extra Care Cover for a life insured starts on the **Cover start date** for Extra Care Cover set out in the Policy Schedule.

### The life insured must meet entry conditions

Please see page 16 for details of minimum and maximum entry ages for a life insured under Extra Care Cover.

### Limits on the amount of Cover apply

Please see page 14 for details of the minimum and maximum amounts of Extra Care Cover that can be applied for.

### Variable age-stepped premiums only

Extra Care Cover is only available with variable age-stepped premiums.

### We pay one benefit at a time

We will only make one Extra Care Cover benefit payment for a life insured within any 12 month period, even if the life insured suffers from or is diagnosed with more than one of the illness or injury under this Cover.

However, payment of one Extra Care Cover benefit will not reduce any other Extra Care Cover benefit amount insured or any other Cover under the policy.

### Lump sum benefits only

We pay an Extra Care Cover benefit as a single lump sum only.

The instalment benefit payment type is not available for Extra Care Cover benefits.

### We do not pay in some circumstances

Despite anything else in this PDS, we do not pay a benefit under Extra Care Cover in some circumstances. Please see from page 17.

### The Policy Schedule will show the Cover you have

The Policy Schedule will show if Extra Care Cover applies to the life insured, and if so:

- the Extra Care Cover benefit which applies. This can be the Extra Care Accidental Death Benefit, Extra Care Terminal Illness Benefit, and/or Extra Care Extended Needle Stick Benefit
- the amount insured for each Extra Care Cover benefit.

## Extra Care Cover benefits

This section explains the Extra Care Cover benefits we offer.

The Extended Needle Stick Benefit is not available for Cover held through super.

The benefits that apply to your Cover are set out in the Policy Schedule. An Extra Care Cover benefit does not apply to your Cover unless it is set out in your Policy Schedule.

### Extra Care Accidental Death Benefit

This benefit only applies to Cover for a life insured if shown on the Policy Schedule.



We pay the Extra Care Accidental Death Benefit if the life insured suffers an **accidental death** while Extra Care Accidental Death Benefit Cover for the life insured is in force.

The amount we pay is the Extra Care Accidental Death Benefit amount insured on the date the life insured dies.

On payment of the Extra Care Accidental Death Benefit, the Extra Care Accidental Death Benefit Cover ceases.

### Extra Care Terminal Illness Benefit

This benefit only applies to Cover for a life insured if it is shown on the Policy Schedule.



We pay the Extra Care Terminal Illness Benefit if the life insured both:

- is diagnosed with a **terminal illness** while the Extra Care Terminal Illness Benefit Cover for the life insured is in force
- survives without life support for eight days after either:
  - an **appropriate specialist** diagnoses that the life insured is **terminally ill**, if the policy is held outside super
  - two registered **medical practitioners**, with at least one being an **appropriate specialist**, diagnose that the life insured is **terminally ill**, where the policy is held through super. At least one of the **medical practitioners** must be a specialist in the area related to the **illness**.

The amount we pay is the Extra Care Terminal Illness Benefit amount insured as at the date the entitlement to this benefit arises.

On payment of the Extra Care Terminal Illness Benefit, the Extra Care Terminal Illness Benefit Cover ceases.

### Extra Care Extended Needle Stick Benefit

This benefit only applies to Cover for a life insured if shown on the Policy Schedule.



We pay the Extra Care Extended Needle Stick Benefit if the life insured suffers either **HIV (occupationally acquired)** or **Hepatitis B or C (occupationally acquired)** while the Extra Care Extended Needle Stick Benefit Cover for the life insured is in force.

The **HIV (occupationally acquired)** or **Hepatitis B or C (occupationally acquired)** infection may be acquired through needlestick or in other ways such as through airborne particles like bone dust, sprays and splashes.

The amount we pay is the Extra Care Extended Needle Stick Benefit amount insured as at the date the entitlement to the benefit arises.

On payment of the Extra Care Extended Needle Stick Benefit, the Extra Care Extended Needle Stick Benefit Cover ceases.

Your current occupation will determine if the Extended Needle Stick Benefit is available for you. Your **financial adviser** will be able to determine this for you.

### Indexation

We increase the Extra Care Accidental Death Benefit amount insured, Extra Care Terminal Illness Benefit amount insured and Extra Care Extended Needle Stick Benefit amount insured under indexation, if applicable. Please see page 60.

## Standard features and extra cost option

Extra Care Cover includes several standard features as well as an option available at extra cost.

### Standard features

- Future Insurability
- Indexation.

### Option available at extra cost

- Premium Waiver Disability

Please see pages 56 to 66 for a detailed explanation of these features and options.

## When Extra Care Cover ends

All Extra Care Cover for a life insured will end and your eligibility for any benefit under Extra Care Cover will cease automatically on the earliest of the:

- policy anniversary when the life insured is age 65
- **Cover expiry date** for the relevant Extra Care Cover of the life insured shown on the Policy Schedule
- full payment of the amount insured for each Extra Care benefit, as applicable
- date there ceases to be any other Cover types on the policy except Extra Care Cover
- if we receive notification to cancel the Cover from the policy owner, or the life insured under OneCare Super, the end of the period of cover you have paid premiums for, adjusted for any premium refunds payable
- date we lawfully cancel and/or avoid the Cover
- date we cancel the policy for non-payment of premiums. We will write to the policy owner, or the life insured under OneCare Super, at least 30 days before and provide the opportunity to pay the overdue premium before we cancel the policy
- date the life insured ceases to be a member of the master trust
  - if the policy is held through an external super master trust
- for OneCare Super, the date the life insured:
  - ceases to be a member of the Fund, or
  - is no longer able to make super contributions, or rollover or transfer existing super amounts, into OneCare Super
- date the life insured dies.

# STANDARD FEATURES OF LUMP SUM COVERS

As your life changes, your life insurance may need to change with it.

Your OneCare policy includes many features that help ensure your Cover adapts to future needs. Most of the features explained below come standard at no extra cost to Life, TPD and Trauma Cover.

Not all features are available under Continuous Care, Extra Care and Child Covers. Some features are only available to certain types of Life, TPD or Trauma Cover. The section below will explain if a feature is not available to a particular Cover.

## Future Insurability

Does not apply to Continuous Care Cover and Child Cover.



Under Future Insurability, if a specified event occurs, the policy owner (or the life insured under OneCare Super) can apply to increase the Life, TPD, Trauma and/or Extra Care Cover amount insured. We will not require further medical evidence, but may require financial evidence.

The specified event referred to above must be one of the personal, business or policy events described in the tables on pages 57 to 60.

An application can be made for one increase for one personal, business or policy event only once in any 12 month period across all **OnePath life insurance policies** covering the life insured.

The relevant amount insured will not increase unless and until we accept the application.

Future Insurability increases are only available if all the following conditions are met:

- the life insured is under age 55
- the life insured was age 50 or under when the policy started
- the total to which an amount insured can be increased under this option cannot exceed the maximum amount of Cover available for that Cover type
- we did not apply a medical loading greater than 50% on the original Cover, as shown on the Policy Schedule
- on the application date, neither the life insured, the policy owner nor anyone else has claimed or is entitled to claim in respect of the life insured under this policy or another policy we issued
- each proposed increase to an amount insured is for a minimum lump sum amount of \$10,000, or if an instalment benefit payment type applies, an **equivalent instalment amount**
- the amounts increased for a particular event under future insurability rights under all **OnePath life insurance policies** for the life insured cannot, in total, exceed the limit stated in the tables on page 14. We will limit an individual increase under this policy for an event so the applicable limit is not exceeded

- for each Cover type, the sum of the increases across all **OnePath life insurance policies** covering the life insured do not exceed the lesser of:
  - a lump sum amount of \$1 million, or if an instalment benefit payment type applies, an **equivalent instalment amount**
  - the amount insured for each Cover type at the **Cover start date**.
- for personal events, the application to increase the relevant amount insured is made within 30 days of either the:
  - occurrence of the personal event
  - policy anniversary following the personal event.
- for business events and policy events, the application to increase the relevant amount insured is made within 30 days of the policy anniversary following the business or policy event, as applicable
- all conditions set out for the relevant personal, business or policy event in the tables on pages 57 to 60 are met
- if the Business Guarantee Option applies, it has not been exercised for the same event.

Any exclusions, loadings or special conditions that apply to the existing Cover will apply to the increased amount.

## Limits to benefits in the first six months

### Limits on increases for various personal and policy events

We limit benefits during the first six months after we increase the Life, TPD and/or Trauma and/or Extra Care Accidental Death Cover amount insured for a life insured under Future Insurability.

We limit benefits if the increase under Future Insurability was made in respect of the life insured's:

- mortgage
- marriage
- **dependant child** starting secondary school
- salary package increase
- obtaining of an undergraduate degree
- **spouse** dying
- divorce
- third policy anniversary
- becoming a carer
- change in tax dependency status.

In particular, we will pay the increased portion of the Life Cover amount insured only if the life insured suffers an **accidental death**.

We will pay the increased portion of the TPD Cover amount insured only if the life insured suffers **accidental total and permanent disablement**.

We will pay the increased portion of the Trauma Cover amount insured only if the life insured suffers an **accidental trauma condition**.

### Limits on increases for business events

We also limit benefits during the first six months after increasing the TPD and/or Trauma amount insured for a life insured if the increase was because of the:

- increased value of the life insured’s financial interest in their business
- increased value of the life insured, as a key person, to the business.

In particular, we will pay the increased portion of the TPD Cover amount insured only if the life insured suffers **accidental total and permanent disablement**.

We will pay the increased portion of the Trauma Cover amount insured only if the life insured suffers an **accidental trauma condition**.

### Limits on increases for birth or adoption

We limit benefits during the first six months after increasing a life insured’s TPD Cover and/or Trauma Cover amount insured if the increase was because of the birth or adoption of the life insured’s child.

We will pay the increased portion of the TPD Cover amount insured which exceeds \$50,000 only if the life insured suffers **accidental total and permanent disablement**. If an instalment benefit payment type applies, the reference to \$50,000 is to an **equivalent instalment amount**.

We will pay the increased portion of Trauma Cover amount insured which exceeds \$50,000 only if the life insured suffers an **accidental trauma condition**. If an instalment benefit payment type applies, the reference to \$50,000 is to an **equivalent instalment amount**.

**Table: Conditions for Future Insurability**

In all cases, a completed Future Insurability Increase Application Form must be provided.

Personal events (Must occur after the Cover start date)	Evidence required (All must be provided)	Type and amount of Cover that may be increased
<p>The life insured either:</p> <ul style="list-style-type: none"> <li>• takes out a new mortgage</li> <li>• increases an existing mortgage, excluding re-draw and refinancing. This increase may be with an existing or different mortgage provider.</li> </ul> <p>The mortgage must be on the life insured’s principal place of residence and must be with an <b>accredited mortgage provider</b>.</p>	<p>Written confirmation from the life insured’s <b>accredited mortgage provider</b> of either the:</p> <ul style="list-style-type: none"> <li>• amount and effective date of the mortgage, where the life insured takes out a new mortgage</li> <li>• amount of the mortgage immediately preceding the increase, the effective date of the increase and the current balance of the increased mortgage, where the life insured increases their mortgage.</li> </ul>	<p>The Life, TPD, Trauma and Extra Care Cover amount insured may be increased by up to the lesser of:</p> <ul style="list-style-type: none"> <li>• 50% of the Life Cover amount insured or 25% of the TPD, Trauma or Extra Care Cover amount insured (as applicable) at the <b>Cover start date</b></li> <li>• the amount of the mortgage, where the life insured takes out a new mortgage, or if an instalment benefit payment type applies, we will convert the amount of the mortgage to an <b>equivalent instalment amount</b></li> <li>• the amount of the increase to the current mortgage balance, where the life insured increases an existing mortgage, or if an instalment benefit payment type applies, we will convert the amount of the increase to the current mortgage balance to an <b>equivalent instalment amount</b></li> <li>• \$200,000, or if an instalment benefit payment type applies, an <b>equivalent instalment amount</b>.</li> </ul>
<p>The life insured or their <b>spouse</b> gives birth to or adopts a child.</p>	<p>A copy of the birth certificate for the child or the adoption documentation.</p>	<p>The Life, TPD, Trauma and Extra Care Cover amount insured may be increased by up to the lesser of:</p> <ul style="list-style-type: none"> <li>• 25% of the Life, TPD, Trauma or Extra Care Cover amount insured (as applicable) at the <b>Cover start date</b></li> <li>• \$200,000, or if an instalment benefit payment type applies, an <b>equivalent instalment amount</b>.</li> </ul>
<p>The life insured’s marriage.</p>	<p>A copy of the marriage certificate for a marriage recognised under the <i>Marriage Act 1961</i>.</p>	<p>The Life, TPD, Trauma and Extra Care Cover amount insured may be increased by up to the lesser of:</p> <ul style="list-style-type: none"> <li>• 25% of the Life, TPD, Trauma or Extra Care Cover amount insured (as applicable) at the <b>Cover start date</b></li> <li>• \$200,000, or if an instalment benefit payment type applies, an <b>equivalent instalment amount</b>.</li> </ul>
<p>A <b>dependant child</b> of the life insured starts secondary school.</p>	<ul style="list-style-type: none"> <li>• Written confirmation of enrolment from the secondary school.</li> <li>• A copy of the birth certificate for the child or the adoption documentation.</li> </ul>	<p>The Life, TPD, Trauma and Extra Care Cover amount insured may be increased by up to the lesser of:</p> <ul style="list-style-type: none"> <li>• 25% of the Life, TPD, Trauma or Extra Care Cover amount insured (as applicable) at the <b>Cover start date</b></li> <li>• \$200,000, or if an instalment benefit payment type applies, an <b>equivalent instalment amount</b>.</li> </ul>

- Living Expense Cover
- Business Expense Cover
- Income Secure Cover
- Extra Care Cover
- Child Cover
- Continuous Care Cover
- Trauma Cover
- Total and Permanent Disability Cover
- Life Cover

Personal events (Must occur after the Cover start date)	Evidence required (All must be provided)	Type and amount of Cover that may be increased
The life insured's annual salary package increases by 15% or more.	Written confirmation or any other documents from the life insured's employer evidencing their salary package before and after the increase.	<p>The Life, TPD, Trauma and Extra Care Cover amount insured may be increased by up to the lesser of:</p> <ul style="list-style-type: none"> <li>• 25% of the Life, TPD, Trauma or Extra Care Cover amount insured (as applicable) at the <b>Cover start date</b></li> <li>• 10 times the amount of the salary package increase, or if an instalment benefit payment type applies, we will convert this amount to an <b>equivalent instalment amount</b></li> <li>• \$200,000, or if an instalment benefit payment type applies, an <b>equivalent instalment amount</b></li> </ul> <p>An increase in the Life, TPD, Trauma or Extra Care Cover amount insured because of an annual salary package increase cannot occur if the life insured either:</p> <ul style="list-style-type: none"> <li>– is self-employed</li> <li>– is a controlling director of the employer or a holding company of the employer</li> <li>– can decide or control a decision on the amount of their own salary package.</li> </ul> <p>Salary package does not include any irregular payments such as bonuses that may not continue to be made in the future.</p>
The life insured completes an undergraduate degree at a government recognised Australian university.	A copy of the certified transcript or degree obtained from the university.	<p>The Life, TPD, Trauma and Extra Care Cover amount insured may be increased by up to the lesser of:</p> <ul style="list-style-type: none"> <li>• 25% of the Life, TPD, Trauma or Extra Care Cover amount insured (as applicable) at the <b>Cover start date</b></li> <li>• \$200,000, or if an instalment benefit payment type applies, an <b>equivalent instalment amount</b>.</li> </ul>
The life insured's <b>spouse</b> dies.	<ul style="list-style-type: none"> <li>• A copy of the death certificate of the <b>spouse</b>.</li> <li>• Either: <ul style="list-style-type: none"> <li>– a copy of the marriage certificate of the life insured and their <b>spouse</b></li> <li>– a statutory declaration attesting to the existence of the relationship on a permanent and bona fide domestic basis that lasted at least six months, plus a personal document that is legible and unaltered indicating the relationship. If the information you provide to us is insufficient for any reason, we will let you know why that is and will discuss with you what alternative documents may need to be provided.</li> </ul> </li> </ul>	<p>The Life, TPD, Trauma and Extra Care Cover amount insured may be increased by up to the lesser of:</p> <ul style="list-style-type: none"> <li>• 25% of the Life, TPD, Trauma or Extra Care Cover amount insured (as applicable) at the <b>Cover start date</b></li> <li>• \$200,000, or if an instalment benefit payment type applies, an <b>equivalent instalment amount</b>.</li> </ul>
The life insured's divorce.	A copy of the divorce certificate.	<p>The Life, TPD, Trauma and Extra Care Cover amount insured may be increased by up to the lesser of:</p> <ul style="list-style-type: none"> <li>• 25% of the Life, TPD, Trauma or Extra Care Cover amount insured (as applicable) at the <b>Cover start date</b></li> <li>• \$200,000, or if an instalment benefit payment type applies, an <b>equivalent instalment amount</b>.</li> </ul>

Personal events (Must occur after the Cover start date)	Evidence required (All must be provided)	Type and amount of Cover that may be increased
The life insured becomes a carer for the first time and is financially responsible for care being provided and/or is physically providing the care.	<ul style="list-style-type: none"> <li>A signed and dated letter from a <b>medical practitioner</b> confirming that care is both necessary for medical reasons and likely to be required for at least six months continuously, and that care was previously not required.</li> <li>Documentary evidence that establishes the life insured is an <b>immediate family member</b> of the person requiring care, such as birth certificates and/or marriage certificate.</li> </ul>	<p>The Life, TPD, Trauma and Extra Care Cover amount insured may be increased by up to the lesser of:</p> <ul style="list-style-type: none"> <li>25% of the Life, TPD, Trauma or Extra Care Cover amount insured (as applicable) at the <b>Cover start date</b></li> <li>\$200,000, or if an instalment benefit payment type applies, an <b>equivalent instalment amount</b>.</li> </ul>
The life insured ceases to have any tax dependants as defined by current law. <b>This event is not available if the life insured's Cover is under a policy held outside super.</b>	Statutory declaration that the life insured no longer has any tax dependants, and that this change in circumstance occurred within the previous 12 months.	<p>The Life and Extra Care Accidental Death Cover amount insured may be increased by up to the lesser of:</p> <ul style="list-style-type: none"> <li>25% of the Life or Extra Care Cover amount insured (as applicable) at the <b>Cover start date</b></li> <li>\$200,000.</li> </ul> <p>We will increase the amount insured under Future Insurability for this event only once during the period of the policy.</p>

Business events (Must occur after the Cover start date)	Evidence required	Benefit
<p>The life insured is a partner, shareholder, unit holder or similar principal in a business and this policy supports a written 'buy/sell' share purchase or business succession agreement, and the value of the life insured's financial interest in the business increases.</p> <p>We will measure the life insured's financial interest in the business, considering their share of the net value of the business after allowing for business liabilities. This will be determined by a professionally qualified and practising accountant or an appropriately qualified business valuer.</p> <p>Your submitted document should be legible, unaltered and include evidence that supports your request. If the information you provide to us is insufficient for any reason, we will let you know why that is and will discuss with you what alternative documents may need to be provided.</p> <p><b>This event is not available if the life insured's Cover is under a policy held through super.</b></p>	<ul style="list-style-type: none"> <li>A completed Future Insurability Increase Application Form which may require you to provide information about various matters including both: <ul style="list-style-type: none"> <li>the net value, assets and liabilities of the business and the life insured's financial interest in the business for the last three years</li> <li>details of the business results for the last three years.</li> </ul> </li> <li>We may require additional information. This may include copies of the audited business results or business accounts if available. It may also include other documents substantiating the life insured's increased financial interest in the business and the method chosen to value the business.</li> </ul>	<p>The Life, TPD, Trauma and Extra Care Cover amount insured may be increased by up to the lesser of:</p> <ul style="list-style-type: none"> <li>25% of the Life, TPD, Trauma or Extra Care Cover amount insured (as applicable) at the <b>Cover start date</b></li> <li>the increase in the value of the life insured's financial interest in the business, or if an instalment benefit payment type applies, we will convert this amount to an <b>equivalent instalment amount</b></li> <li>\$200,000, or if an instalment benefit payment type applies, an <b>equivalent instalment amount</b>.</li> </ul>

- Living Expense Cover
- Business Expense Cover
- Income Secure Cover
- Extra Care Cover
- Child Cover
- Continuous Care Cover
- Trauma Cover
- Total and Permanent Disability Cover
- Life Cover

Business events (Must occur after the Cover start date)	Evidence required	Benefit
<p>The life insured is a 'key person' in a business and their value to the business increases.</p> <p>The life insured is a key person if they are crucial to the operation of the business and it can be reasonably demonstrated to us that the business would suffer a financial loss if the life insured died or suffered <b>disability</b>.</p> <p>We will measure the life insured's increased value to the business considering their gross remuneration package, including their share of any distributed net profit of the business. This will be determined by a professionally qualified and practising accountant.</p> <p><b>This event is not available if the life insured's Cover is under a policy held through super.</b></p>	<ul style="list-style-type: none"> <li>A completed Future Insurability Increase Application Form which may require you to provide information about various matters including: <ul style="list-style-type: none"> <li>the life insured's gross remuneration package for the last three years</li> <li>the proportion of the net profits of the business that we determine can fairly be attributed to the life insured</li> <li>details of the business results for the last three years.</li> </ul> </li> <li>We may require additional information. This information may include copies of the audited business results or business accounts if available, tax returns, or other documents substantiating the life insured's increased value to the business.</li> </ul>	<p>The Life, TPD, Trauma and Extra Care Cover amount insured may be increased by up to the lesser of:</p> <ul style="list-style-type: none"> <li>25% of the Life, TPD, Trauma or Extra Care Cover amount insured (as applicable) at the <b>Cover start date</b></li> <li>five times the average of the last three consecutive annual increases in the life insured's gross remuneration package, or if an instalment benefit payment type applies, we will convert this amount to an <b>equivalent instalment amount</b></li> <li>\$200,000, or if an instalment benefit payment type applies, an <b>equivalent instalment amount</b>.</li> </ul>

Policy events (Must occur after the Cover start date)	Evidence required	Benefit
<p>The life insured has not increased their Life, TPD, Trauma or Extra Care Cover amount insured under Future Insurability both:</p> <ul style="list-style-type: none"> <li>during the first three years since the <b>Cover start date</b></li> <li>every three year period afterwards.</li> </ul>	<p>A completed Future Insurability Increase Application Form.</p>	<p>The Life, TPD, Trauma and Extra Care Cover amount insured may be increased by up to the lesser of:</p> <ul style="list-style-type: none"> <li>25% of the Life, TPD, Trauma or Extra Care Cover amount insured (as applicable) at the <b>Cover start date</b></li> <li>\$200,000, or if an instalment benefit payment type applies, an <b>equivalent instalment amount</b>.</li> </ul>

## Indexation

Applies to your Cover only if it is shown in the Policy Schedule.



If indexation applies, at each policy anniversary the amount insured for Life Cover, TPD Cover, Trauma Cover, Continuous Care Cover, Child Cover and Extra Care Cover will automatically increase by the greater of:

- the 'indexation factor'
- a percentage amount we choose to offer from time to time
- 5%.

As the sum insured increases, the premium may also increase. Payment of the premium will constitute your acceptance of the increase in Cover due to indexation.

The policy owner under OneCare, or the life insured under OneCare Super, can decline the increase in any year by notifying us within 30 days of the policy anniversary.

The policy owner under OneCare, or the life insured under OneCare Super can also tell us to stop indexation permanently. However, we may ask for medical information if you later wish to reinstate indexation.

If a TPD SuperLink arrangement exists, we will apply any changes to the amount insured in one policy to the other **linked policy**.

The increase will not apply to benefits payable where entitlement to the benefit arises before the policy anniversary.

## When indexation ends

We will cease to offer indexation for a Cover on the earlier of:

- the **Cover expiry date** shown on the Policy Schedule
- for Life Cover, TPD Cover and Trauma Cover, when the Premium Freeze is exercised. Please see page 61.

## Indexation factor

We determine the 'indexation factor' each year based on the percentage increase in the Consumer Price Index (CPI). We use the CPI weighted average of eight capital cities combined, as published by the Australian Bureau of Statistics or its successor, for the 12 month period ending on 31 December each year. We apply the **indexation factor** from 1 May in the following year.

If the CPI reduces over the relevant period, the **indexation factor** will be zero. Any subsequent increases in the CPI will first be offset against the previous reduction(s) in the CPI when we determine the next **indexation factor**.

If the CPI is not published, the **indexation factor** will be calculated from a comparable replacement index.

## Premium Freeze

Only available for Life Cover, TPD Cover and Trauma Cover with variable age-stepped premiums. Not available for Continuous Care Cover, Extra Care Cover or Child Cover, Cover under SuperLink arrangements or Cover with variable premiums.



If Premium Freeze is activated for a Cover, at each policy anniversary date we:

- fix the premium for the Cover at the level that applied before the policy anniversary
- recalculate the amount insured for the Cover, so the amount insured generally reduces to the amount which can be purchased by the fixed premium based on the premium rates that apply at the time.

While Premium Freeze is activated for a Cover:

- the amount insured for the Cover cannot be less than \$10,000, or if an instalment benefit payment type applies, an **equivalent instalment amount**. If the amount insured reduces below this minimum level, the Premium Freeze will end. We will then recalculate the premium for the Cover so the amount insured does not reduce below this minimum level
- Indexation and Future Insurability increases to the Cover amount insured are not available.

The policy owner under OneCare, or the life insured under OneCare Super, may activate Premium Freeze for a Cover. They can do so by applying in writing to us within 30 days of the policy anniversary.

The Policy Schedule will show if Premium Freeze is activated for a Cover.

The policy owner under OneCare, or the life insured under OneCare Super, may cancel Premium Freeze for a Cover by applying in writing to us within 30 days of the policy anniversary. However, Premium Freeze cannot be cancelled while we are waiving premiums for the Cover under the Premium Waiver Disability Option. The cancellation of Premium Freeze may be subject to the assessment of the life insured's health.

If Premium Freeze is cancelled, the policy owner under OneCare, or the life insured under OneCare Super, may also apply to recommence indexation increases. The recommencement of indexation increases may be subject to the assessment of the life insured's health.

## Pregnancy Premium Waiver

Only available for Severity Trauma Cover.



If the life insured becomes pregnant while this Cover is in force, we will waive the premiums under Severity Trauma Cover for up to a maximum of six months over the life of the policy.

Premiums may be waived during any period that:

- begins no earlier than the start of the life insured's second trimester, and
- finishes no later than six months from the date of birth of the life insured's child.

This benefit will only apply if the Cover under this policy has been continually in force for at least six months prior to the date the life insured becomes pregnant and at the time of the application to waive premiums they are not working in a gainful occupation.

You must notify us in writing when you wish to apply to waive premiums under this benefit and provide us with a certificate of the life insured's pregnancy from a **medical practitioner**.

The Pregnancy Premium Waiver will end if the life insured returns to work (whether in their **primary occupation** or any other occupation) or when a total of six months of premiums have been waived over the life of the policy.

If other Cover is in force for the life insured, we will continue to charge the premiums for the other Cover.

## Extra cost options for lump sum Covers

OneCare offers extra cost options so you can further tailor your Cover to your requirements.

These extra cost options are not available for Child Cover.

Some of the options are not available for some types of Cover. This PDS will explain where an option is not available.

## Business Guarantee Option

**This option only applies to a Cover for a life insured if it is shown on the Policy Schedule.**

**This option is not available under Severity Trauma Cover, Continuous Care Cover, Extra Care Cover or Child Cover.**



The Business Guarantee Option applies for Cover taken out for a 'business insurance purpose' we approved when we assessed your application.

This option allows the policy owner, or the life insured under OneCare Super, to apply to increase the amount insured for that Cover without supplying medical evidence. This can be done when the value associated with the business insurance purpose increases and if all conditions set out on the following page are met.

Living Expense Cover

Business Expense Cover

Income Secure Cover

Extra Care Cover

Child Cover

Continuous Care Cover

Trauma Cover

Total and Permanent Disability Cover

Life Cover

A 'business insurance purpose' includes key person insurance, loan guarantee insurance and insurance which supports a written business succession agreement, including buy/sell or share purchase agreements. A business insurance purpose also includes any other business insurance purpose we approved when we assessed your application.

To apply for this option, the life insured must be within the required entry ages for each of the Covers for variable age-stepped premiums or aged between 15 and 60 for variable premiums. Please see page 16.

### Limits on increase in Cover

Each of the following limits and conditions will apply to a proposed increase under this option.

1. An application to increase can only be made once in any 12 month period.
2. The reason for each proposed increase must concern the business insurance purpose we originally approved. The proposed increase must not exceed the increase in value associated with that purpose.

We will calculate the value associated with the business insurance purpose when the application is made under this Option. We will use the same methodology we used to calculate that value under the original application for Cover.

3. The total to which an amount insured can be increased over the life of the policy cannot exceed the lesser of:
  - three times the original amount insured
  - the following lump sum amounts:
    - Life Cover – \$15 million
    - TPD Cover – \$5 million. Except for white collar occupations, amounts greater than \$3 million are to be purchased as Non-working TPD, or Super Non-working TPD under Cover held through super
    - Trauma Cover – \$2 million.
  - the maximum amount of Cover available for that Cover type. Please see page 14.
4. If more than three years have passed since this option started and no Cover has increased under this option in the previous three years, we limit the maximum individual increase available. The limit will be the lesser of:
  - the increase in value associated with the business insurance purpose
  - three times the original amount insured
  - the following lump sum amounts:
    - Life Cover – \$2 million
    - TPD Cover – \$2 million
    - Trauma Cover – \$2 million.
5. We will limit any future increase if the amount insured at the **Cover start date** is less than the value associated with the business insurance purpose. We limit an increase so the proportion the increased amount insured bears to the value associated with the business insurance purpose does not exceed the proportion that applied at the **Cover start date**.

### Evidence required

An application under this option must include:

1. for 'buy/sell', share purchase or business succession purposes – a current valuation of the business by a qualified accountant or business valuer.

The accountant or valuer can be the same person or firm who provided us with financial evidence of the value associated with the business insurance purpose under the original application for this option. They can also be any other person or firm we agree to, using the same methodology
2. for loan guarantee insurance purposes – a current loan statement or agreement detailing the loan balance and terms of the loan when the increase is applied for
3. for key person insurance purposes – current business financial statements and income tax returns for the most recent financial years and a calculation of how key person Cover needs has been determined.

The application must also include confirmation the life insured is actively at work in their usual occupation when the increase is applied for.

We may also request further information to assess the application, except medical evidence.

### When you cannot exercise this option

This option cannot be exercised if any of the following apply:

- an application has been submitted for an increase under Future Insurability for the same event. Please see page 56 for details of Future Insurability
- the policy owner, the life insured or another person has claimed, or is entitled to claim, in respect of the life insured under any policy we issued covering death, **terminal illness**, **TPD** or trauma. This includes this policy or any other policy we issued in respect of the life insured.

### When you can remove this option

The policy owner, or the life insured under OneCare Super, can remove this option from a Cover, but only if we have never increased any Cover amount insured under this option.

### Meaning of 'value associated with the business insurance purpose'

A life insured is a 'key person' to a business if they are crucial to the business operations and the business would suffer financial loss if the life insured died or became **disabled**. This must be able to be reasonably demonstrated to us.

In the context of key person insurance 'the value associated with the business insurance purpose' means the value of the life insured to the business.

In the context of 'loan guarantee insurance', 'the value associated with the business insurance purpose' means the amount of the business loan for which the life insured is personally responsible.

'Business succession agreement' means a legally binding agreement between business partners under which the life insured's share of the business is to be purchased by another partner when defined events occur. In this context 'the value associated with the business insurance purpose' means the value of the life insured's financial interest in the business.

### Double TPD Option

Only available if TPD Cover is attached to Life Cover, as shown on the Policy Schedule. Not available for stand-alone TPD Cover or TPD Cover attached to Trauma Cover only.



If the Double TPD Option is selected, it replaces the Life Cover Buy Back Option. Please see page 64.

Under this option, if we pay or begin to pay the full TPD Cover amount insured for a life insured, we will reinstate once only the Life Cover amount insured reduced by the **TPD Benefit** payment. The life insured must survive without life support for at least eight days after the date they satisfy the parts of the TPD definitions listed in the table below:

TPD definition	Parts of the TPD definition from page 34 to which the survival period applies
Any Occupation Own Occupation Home-maker SuperLink SIS Own Occupation	2, 3 and 4
Non-working Super Non-working	1 and 2

However, we will not reinstate Life Cover under this option if any of the following apply:

- we have previously paid a Terminal Illness Benefit for the life insured or the life insured is **terminally ill**
- we have previously paid an Extended Terminal Medical Condition Benefit for the life insured
- the life insured does not satisfy the survival period
- we pay or begin to pay only a part of the TPD Cover lump sum or instalment amount insured, including a **Partial TPD Benefit**.

If we subsequently pay or begin to pay the full balance of the TPD Cover amount insured, we will reinstate Life Cover up to the TPD Cover amount insured.

We will waive premiums for the reinstated Life Cover from the date we pay the full TPD Cover amount insured or begin to pay the instalment amount insured. We waive premiums until the life insured dies.

Any exclusions under the original Life Cover will apply to the new Life Cover.

Indexation, Future Insurability and the Business Guarantee Option are not available under the reinstated Life Cover.

This option expires at the policy anniversary when the life insured is age 65.

### Double Trauma Option

Only available where Trauma Cover is attached to Life Cover as shown on the Policy Schedule. Not available for Severity Trauma Cover, stand-alone Trauma Cover or Trauma Cover attached to TPD Cover only.



If the Double Trauma Option is selected, it replaces the Life Cover Buy Back Option. Please see page 64.

Under this option, if we pay or begin paying the full Trauma Cover amount insured for a life insured, we will reinstate once only the Life Cover amount insured that was reduced when we paid the Trauma Cover amount insured.

The life insured must survive for eight days without life support after the date of diagnosis of the condition, or the date of the procedure, for which we paid the Trauma Benefit.

The life insured must meet this survival period as well as any time requirement under the relevant trauma condition definition.

However, we will not reinstate Life Cover under this option if any of the following apply:

- we have previously paid a Terminal Illness Benefit for the life insured or the life insured is **terminally ill**
- we have previously paid an Extended Terminal Medical Condition Benefit for the life insured
- we pay or begin to pay less than 100% of the Trauma Cover amount insured or instalment amount insured.

However, if we subsequently pay or begin to pay 100% of the Trauma Cover amount insured or instalment amount insured for another trauma condition, we will reinstate Life Cover up to the Trauma Cover amount insured.

We will waive premiums for the reinstated Life Cover from the date we pay or begin to pay the full Trauma Cover amount insured. We waive premiums until the life insured dies.

Any exclusions under the original Life Cover will apply to the new Life Cover.

Indexation, Future Insurability and the Business Guarantee Option are not available under the reinstated Life Cover.

This option ends at the policy anniversary when the life insured is age 65.

- Living Expense Cover
- Business Expense Cover
- Income Secure Cover
- Extra Care Cover
- Child Cover
- Continuous Care Cover
- Trauma Cover
- Total and Permanent Disability Cover
- Life Cover

### Example

Terry took out a policy with:

- Life Cover – \$750,000
- Attached TPD Cover – \$750,000
- Attached Trauma Cover – \$400,000
- Extra cost option – Double Trauma.

The Covers are attached Covers meaning that any benefit paid under one Cover would reduce all Covers by the amount of the benefit paid.

After a successful claim under Trauma Cover, Terry received the Trauma Cover benefit of \$400,000.

This reduced all his attached Covers by \$400,000. However, the Double Trauma extra cost option immediately reinstated the reduced portion of his Life Cover.

Accordingly, Terry's policy now consists of:

- Life Cover = \$750,000 (\$400,000 of which has premiums waived)
- TPD Cover = \$350,000
- Trauma Cover = \$0.

### Life Cover Buy Back Option (TPD)

Only available if TPD Cover is attached to Life Cover, as shown in the Policy Schedule. Not available for stand-alone TPD Cover or TPD Cover attached to Trauma Cover only.



If we pay or begin to pay the full TPD Cover insured for a life insured, the policy owner (or the life insured under OneCare Super) we will reinstate Life Cover for the life insured.

Life Cover can be reinstated up to the amount of the **TPD Benefit** we paid or are paying.

We will reinstate the Life Cover 12 months after the later of the date we receive the completed claim form and the date the life insured satisfied the TPD definition.

If you do not wish for the Life Cover to be reinstated, simply let us know before the Cover is reinstated.

Life Cover Buy Back Option cannot be exercised if:

- we have previously paid a Terminal Illness Benefit for the life insured
- we have previously paid an Extended Terminal Medical Condition Benefit for the life insured
- the Double TPD Option applies for the life insured. Please see page 63
- we have paid or begun to pay less than 100% of the TPD Cover amount insured or instalment amount insured, including a **Partial TPD Benefit**.

If we subsequently pay or begin to pay 100% of the TPD Cover amount insured or instalment amount insured, Life Cover Buy Back Option can be exercised for the total **TPD Benefits** paid.

The premium for the new Life Cover will be based on the premium rates applying at the time Life Cover is bought back.

Any loadings and exclusions under the original Life Cover will apply to the new Life Cover. The new Life Cover will also have the same benefit payment type as the original Cover.

Future Insurability, Premium Waiver Disability Option, Serious Disability Premium Waiver and the Business Guarantee Option are not available to the new Life Cover.

### Life Cover Buy Back Option (Trauma)

Only available if Trauma Cover is attached to Life Cover as shown on the Policy Schedule. Not available for Severity Trauma Cover, stand-alone Trauma Cover or Trauma Cover attached to TPD Cover only.



If we pay or begin to pay the full trauma amount insured for a life insured, we will reinstate Life Cover for the life insured.

We will reinstate Life Cover up to the amount of the Trauma Benefit we paid or are paying.

We will reinstate Life Cover Buy Back Option either:

- six months after the later of the date we receive the completed claim form and the date the life insured first satisfies any of the following trauma conditions:
  - blindness (permanent in both eyes)
  - deafness (permanent in both ears)
  - dementia including Alzheimer's disease (diagnosed and with cognitive impairment)
  - loss or paralysis of limb (permanent)
  - multiple sclerosis (recurrent episodes)
  - Parkinson's disease (diagnosed)
  - Parkinson-Plus Syndrome (specified).
- 12 months after the later of the date we receive your completed claim form and the date the life insured first satisfies any other trauma condition not listed above.

If you do not wish for the Life Cover to be reinstated, simply let us know before the Cover is reinstated.

Life Cover Buy Back Option cannot be exercised if:

- we have previously paid a Terminal Illness Benefit for the life insured
- we have previously paid an Extended Terminal Medical Condition Benefit for the life insured
- the Double Trauma Option applies to the life insured. Please see page 63
- we have paid or begun to pay less than 100% of the Trauma Cover lump sum or instalment amount insured.  
If we subsequently pay or begin to pay 100% of the Trauma Cover amount insured or instalment amount insured for another trauma condition, Life Cover Buy Back Option can be exercised for the total Trauma Cover amount paid.

The premium for the new Life Cover will be based on the premium rates applying at the time Life Cover is bought back.

Any loadings and exclusions under the original Life Cover will apply to the new Life Cover. The new Life Cover will also have the same benefit payment type as the original Cover.

Future Insurability, Serious Disability Premium Waiver, Premium Waiver Disability Option and the Business Guarantee Option are not available to the new Life Cover.

### Life Cover Purchase Option (TPD)

Only available with stand-alone TPD Cover or TPD Cover attached to Trauma Cover, if shown on the Policy Schedule. Not available for TPD Cover attached to Life Cover.



If we pay or begin paying the full TPD Cover amount insured for a life insured, the policy owner (or the life insured under OneCare Super) can choose to purchase Life Cover for the life insured. Life Cover can be purchased up to the amount of the TPD Benefit we paid or are paying.

We will make the offer 12 months after the later of the date we received the completed claim form and the date the life insured satisfied the TPD definition.

We must receive written acceptance of the offer within 30 days of the offer being made.

This option can only be exercised once.

The Life Cover Purchase Option cannot be exercised if either:

- we have previously paid a Terminal Illness Benefit for the life insured
- we have previously paid an Extended Terminal Medical Condition Benefit for the life insured
- we have paid or begun to pay less than 100% of the TPD Cover amount insured or instalment amount insured, including a **Partial TPD Benefit**.

However, if we subsequently pay or begin to pay 100% of the TPD Cover amount insured or instalment amount insured, this option can be exercised for the total **TPD Benefits** paid.

The premium for the new Life Cover will be based on the premium rates applying when the option is exercised.

Where relevant, any loadings, exclusions and benefit payment type under the original TPD Cover will apply to the new Life Cover.

Future Insurability, Serious Disability Premium Waiver, Premium Waiver Disability Option and the Business Guarantee Option are not available under the new Life Cover.

### Life Cover Purchase Option (Trauma)

Only available with stand-alone Trauma Cover and Trauma Cover with attached TPD Cover, if shown on the Policy Schedule. Not available for Severity Trauma Cover or Trauma Cover attached to Life Cover.



If we pay or begin paying the full Trauma Cover amount insured for a life insured, we will offer you the opportunity to purchase Life Cover for the life insured. You can purchase Life Cover up to the amount of the Trauma Benefit we paid or are paying.

We will offer Life Cover Purchase either:

- six months after the later of the date we received your completed claim form and the date the life insured first satisfied any of the following trauma conditions:
  - **blindness (permanent in both eyes)**
  - **deafness (permanent in both ears)**
  - **dementia including Alzheimer's disease (diagnosed and with cognitive impairment)**
  - **loss or paralysis of limb (permanent)**
  - **multiple sclerosis (recurrent episodes)**
  - **Parkinson's disease (diagnosed)**
  - **Parkinson-Plus Syndrome (specified).**
- 12 months after the later of the date we received your completed claim form and the date the life insured first satisfied any other trauma condition not listed above.

We must receive your written acceptance of the offer within 30 days of the offer being made.

You can only exercise this option once.

You cannot exercise the Life Cover Purchase Option if either:

- we have previously paid a Terminal Illness Benefit for the life insured
  - we have previously paid an Extended Terminal Medical Condition Benefit for the life insured
  - we have paid or begun to pay less than 100% of the Trauma Cover amount insured or instalment amount insured.
- However, if we subsequently pay or begin to pay 100% of the Trauma Cover amount insured or instalment amount insured for another trauma condition, you can exercise this option for the total Trauma Benefit paid.

The premium for the new Life Cover will be based on the premium rates applying when you exercise this option.

Where relevant, any loadings and exclusions under the original Trauma Cover will apply to the new Life Cover. The new Life Cover will also have the same benefit payment type that applied to the original Trauma Cover.

Future Insurability, Serious Disability Premium Waiver, Premium Waiver Disability Option and the Business Guarantee Option are not available under the new Life Cover.

Living Expense Cover
Business Expense Cover
Income Secure Cover
Extra Care Cover
Child Cover
Continuous Care Cover
Trauma Cover
Total and Permanent Disability Cover
Life Cover

### Premium Waiver Disability Option

This option only applies to a Cover for a life insured if it is shown on the Policy Schedule. It is not available under Severity Trauma Cover or Child Cover.



Under the Premium Waiver Disability Option, we will waive premiums for Life Cover, TPD Cover, Trauma Cover, Continuous Care Cover and/or Extra Care Cover, as applicable from the date the life insured becomes 'disabled'. We waive premiums while the life insured is either:

- **on claim** under Income Secure Cover, Business Expense Cover or Living Expense Cover up until the policy anniversary when they are age 65
- 'disabled', after having been 'disabled' for six consecutive months, up until the policy anniversary when the life insured is age 65.

If we waive a premium under this option we will also refund any premiums for Cover during the:

- waiting period under Income Secure, Business Expense or Living Expense Cover
- first six consecutive months of the life insured's 'disability'.

Indexation increases will continue to apply to Covers for which premiums are being waived, and premiums which relate to any indexation increases will be waived.

If we are waiving premiums for all Covers under a policy for the life insured, we will also waive premiums for any Child Cover under the same policy.

Before we will waive premiums, you must pay any premium owing for any period before the entitlement to the Premium Waiver commences.

We will not waive premiums for:

- Life Cover provided under Life Cover Buy Back Option or the Life Cover Purchase Option
- Trauma Cover provided under the Trauma Cover Reinstatement Option.

The Premium Waiver Disability Option expires on the policy anniversary when the life insured is age 65, whether the life insured is **on claim** or not.

The following definitions apply in this section only:

'Disabled/disability' means that, as a result of **illness** or **injury**, the life insured either has been:

- unable to engage in any occupation for which they are reasonably suited by their education, training or experience – if the life insured was engaged in paid **employment** before disablement, or
- under the care of a **medical practitioner** and has been unable to perform 'normal domestic duties', leave their **home** unaided, or engage in any occupation for which they are reasonably suited by their education, training or experience (if the life insured was not engaged in paid **employment** prior to disablement)

- if you have Cover held through super – under the care of a **medical practitioner** and has been unable to perform 'normal domestic duties' and leave their **home** unaided and engage in any occupation for which they are reasonably suited by their education, training or experience (if the life insured was not engaged in paid **employment** before disablement).

'Normal domestic duties' means the tasks performed by a person whose sole occupation is to maintain their **home**. These tasks include unassisted cleaning of the **home**, cooking of meals for their family, doing their family's laundry, shopping for their family's food and taking care of **dependant children** (where applicable). 'Normal domestic duties' does not include duties performed outside the life insured's **home** for salary, reward or profit.

### Value Protector Option

This option only applies to a Cover if it is shown on the Policy Schedule.

This option is only available if you have chosen a fixed term instalment benefit payment type. It is not available under Severity Trauma Cover, Trauma Premier, Continuous Care Cover, Extra Care Cover, Child Cover or Cover held through super.



Under the Value Protector Option, while the life insured is **on claim**, we will increase the monthly instalment amount by 3% at every claim anniversary.

This option is only available under Death, TPD and Trauma Cover held outside super.

### Trauma Cover Reinstatement Option

This option only applies to Trauma Cover for a life insured if shown on the Policy Schedule. It is not available under Severity Trauma Cover.



We offer Trauma Cover Reinstatement if we pay or begin paying the full Trauma or TPD Cover amount insured where the life insured's TPD Cover is attached to Trauma Cover. The TPD Cover may also be attached to both Trauma and Life Cover. We will offer you the opportunity to reinstate the full Trauma Cover amount insured that we paid, are paying or that applied before reduction, for the life insured.

In order to reinstate Life Cover and linked Trauma Cover at the same time, Life Cover Buy Back Option (Trauma) or the Double Trauma Option will need to be selected in conjunction with this option.

The condition causing the TPD Cover claim must satisfy one of the Trauma Cover condition definitions.

We will offer Trauma Cover Reinstatement either:

- six months after the later of the date we receive your completed claim form and the date the life insured first satisfies any of the following trauma conditions:
  - **blindness (permanent in both eyes)**
  - **deafness (permanent in both ears)**
  - **dementia including Alzheimer’s disease (diagnosed and with cognitive impairment)**
  - **loss or paralysis of limb (permanent)**
  - **multiple sclerosis (recurrent episodes)**
  - **Parkinson’s disease (diagnosed)**
  - **Parkinson-Plus Syndrome (specified).**
- 12 months after the later of the date we received your completed claim form and the date the life insured first satisfied any other trauma condition not listed above.

We must receive your written acceptance of our offer within 30 days of the offer being made.

You cannot exercise the Trauma Cover Reinstatement Option if we have either:

- previously paid a Terminal Illness Benefit in respect of the life insured
- we have previously paid an Extended Terminal Medical Condition Benefit for the life insured
- paid or begun to pay less than 100% of the Trauma Cover amount insured or instalment amount insured.

However, if we subsequently pay or begin paying 100% of the Trauma Cover amount insured or instalment amount insured for another trauma condition, you can exercise this option for the total Trauma Cover amount paid

- previously paid a benefit under TPD Cover in respect of a life insured that did not relate to a defined trauma condition under this policy.

The premium for the reinstated Trauma Cover will be based on the premium rates applying when you exercise this option.

We will apply any loadings and exclusions that applied to the original and subsequent Trauma Covers to the reinstated Trauma Cover. The reinstated Trauma Cover will also have the same benefit payment type as the original and subsequent Trauma Covers.

Indexation, Future Insurability, Premium Waiver Disability Option, Business Guarantee Option, Value Protector Option and the Double Trauma Option are not available under the reinstated Trauma Cover.

We will not pay a claim under the reinstated Trauma Cover for the following:

- the same trauma condition for which we paid a claim under the original or subsequent Trauma Cover(s)
- the trauma condition for which we paid a claim under the TPD Cover which resulted in the Trauma Reinstatement Option being triggered

- **angioplasty – triple vessel, aortic surgery, cardiac arrest (out of hospital), cardiomyopathy (permanent and irreversible), coronary artery by-pass surgery, heart attack (diagnosed), kidney failure (end stage), open chest surgery or primary pulmonary hypertension (Idiopathic Pulmonary Arterial Hypertension with permanent impairment) – if we paid a claim for any of these trauma conditions under the original or subsequent Trauma Cover(s)**
- **loss or paralysis of limb (permanent) or blindness (permanent in both eyes) (where either of these trauma conditions are caused by a cerebrovascular accident) or stroke (diagnosed) – if we paid a claim for angioplasty – triple vessel, aortic surgery, cardiac arrest (out of hospital), cardiomyopathy (permanent and irreversible), coronary artery by-pass surgery, heart attack (diagnosed), kidney failure (end stage), open chest surgery or primary pulmonary hypertension (Idiopathic Pulmonary Arterial Hypertension with permanent impairment) under the original or subsequent Trauma Cover(s) or the original TPD Cover(s)**
- **cancer (excluding less advanced cases), carcinoma in situ (of limited sites), chronic lymphocytic leukaemia (diagnosed) or melanoma (early stage) – if we paid a claim for any of these trauma conditions under the original or subsequent Trauma Cover(s) or the original TPD Cover(s)**
- **angioplasty – single or double vessel, angioplasty – triple vessel, aortic surgery, cardiac arrest (out of hospital), cardiomyopathy (permanent and irreversible), coronary artery by-pass surgery, heart attack (diagnosed), heart surgery (less invasive), heart valve surgery, kidney failure (end stage), liver disease (end stage), open chest surgery, primary pulmonary hypertension (Idiopathic Pulmonary Arterial Hypertension with permanent impairment) or stroke (diagnosed) – if we paid a claim for diabetes (severe) under the original or subsequent Trauma Cover(s) or the original TPD Cover(s)**
- **diabetes (severe) – if we paid a claim for angioplasty – single or double vessel, angioplasty – triple vessel, aortic surgery, cardiac arrest (out of hospital), cardiomyopathy (permanent and irreversible), coronary artery bypass surgery, heart attack (diagnosed), heart valve surgery, heart surgery (less invasive), kidney failure (end stage), liver disease (end stage), open chest surgery, primary pulmonary hypertension (Idiopathic Pulmonary Arterial Hypertension with permanent impairment) or stroke (diagnosed) under the original or subsequent Trauma Cover(s) or the original TPD Cover(s)**
- **kidney failure (end stage), liver disease (end stage), lung disease (end stage) or primary pulmonary hypertension (Idiopathic Pulmonary Arterial Hypertension with permanent impairment) – if we paid a claim for systemic sclerosis (permanent and irreversible) under the original or subsequent Trauma Cover(s) or the original TPD Cover(s)**
- **loss of independent existence (permanent) – if the cause is any trauma condition which we have already paid a claim for under the original or subsequent Trauma Cover(s) or the original TPD Cover(s)**

Living Expense Cover
Business Expense Cover
Income Secure Cover
Extra Care Cover
Child Cover
Continuous Care Cover
Trauma Cover
Total and Permanent Disability Cover
Life Cover

We do not cover and do not pay any benefit under the reinstated Trauma Cover for any trauma condition:

- that first occurs, is first diagnosed or first becomes **reasonably apparent** before the date we reinstated the Trauma Cover
- that is directly or indirectly related to a trauma condition for which we have paid, or are paying.

### Premier Maximiser Option

This option only applies to Trauma Premier Cover and only applies for a life insured if shown on the Policy Schedule.



This option doubles the amount we pay for any partial payment condition under Trauma Premier Cover.

If a Trauma Benefit is payable for **angioplasty – single or double vessel or heart surgery (less invasive)**, we will double the partial benefit payable to 20% of the Trauma Cover amount insured. However, this is subject to a maximum of \$40,000 across all **OnePath life insurance policies** covering the life insured.

If a Trauma Benefit is payable for any of the following listed trauma conditions, we will double the partial benefit payable to 40% of the Trauma Cover amount insured. However, this is subject to a maximum of \$200,000 across all **OnePath life insurance policies** covering the life insured:

- benign tumour (diagnosed)
- blindness (permanent of specified severity)
- brain surgery (of pituitary gland)
- burns (of limited extent)
- carcinoma in situ (of limited sites)
- chronic lymphocytic leukaemia (diagnosed)
- colostomy and/or ileostomy
- critical care (requiring intubation)
- deafness (permanent in one ear)
- diabetes mellitus – adult, insulin dependent diagnosed after age 30
- endometriosis (severe requiring surgical intervention)
- hydrocephalus (requiring surgical intervention)
- melanoma (early stage)
- muscular dystrophy (diagnosed)
- orchidectomy (as required to confirm lack of carcinoma in situ of the testicle)
- rheumatoid arthritis (that fails to respond to treatment)
- systemic lupus erythematosus (SLE) with lupus nephritis of specified severity (diagnosed).

# INCOME SECURE COVER

The ability to earn an income is an important asset. An **injury** or **illness** that prevents you from working can have a significant financial impact, both short term and long term.

Income Secure Cover can replace up to 70% of your **monthly income** if you cannot work because of **illness** or **injury**. You can use this money to pay the bills and stay on top of day-to-day living expenses while you recover.

Cover is available for a broad range of occupations. However, some options and features are only available to certain occupations and waiting periods. Your financial adviser can explain whether an option or feature is available for the life insured's occupation.

## Mutual expectations

When an **injury** or **illness** occurs, we understand it can be a difficult and emotional time and we are here to help support you on your return to health journey.

Being engaged in work is a benefit to you, your family and society and we want to help you make a safe return to health and work. We see it as part of our commitment to you when you have a policy with us.

While everyone is affected differently by injuries and illnesses, there are expected recovery times for most injuries and illnesses. We will work with you and your **medical practitioner** to assist you getting the best treatment possible should your recovery be taking longer than expected.

### Mutual expectations during a claim

'How to claim' section on page 21 provides important information on the claim process. To ensure transparency, the following sets out what we expect of you whilst **on claim**, and what you can expect from us when you are **on claim**:

What you can expect of us	Our expectations of you
<p><b>We will:</b></p> <ul style="list-style-type: none"> <li>✓ make payments for the duration of your claim in a timely manner</li> <li>✓ make the claims process as straightforward as we reasonably can</li> <li>✓ work with you, your treating <b>medical practitioners</b> and where appropriate, our rehabilitation teams, to support you on your recovery journey. We will support your return to your previous occupation, however, if evidence indicates that a return to your previous occupation is unlikely, we will engage with you, your treating <b>medical practitioners</b> and where appropriate our rehabilitation teams, to support your return to a suitable occupation based on your education, training or experience</li> <li>✓ provide access to and funding for appropriate rehabilitation programs, which may include job seeking, graduated return to work plans, reasonable retraining and other work readiness programs</li> <li>✓ adhere to the Life Insurance Code of Practice and its principles of conduct such as being open, fair and honest.</li> </ul>	<p><b>You will:</b></p> <ul style="list-style-type: none"> <li>✓ lodge your claim as soon as practicable following an <b>illness</b> or <b>injury</b></li> <li>✓ provide the information reasonably required for us to assess your claim</li> <li>✓ follow the advice of any treating <b>medical practitioner</b> on an ongoing basis, including recommended courses of treatment and rehabilitation to strive for maximum possible improvement</li> <li>✓ cooperate in assessments of your capacity for work, rehabilitation progress or future employment prospects</li> <li>✓ actively participate and cooperate in planning for your return to work, including attending reasonable retraining for other suitable employment</li> <li>✓ make reasonable efforts to return to work in suitable employment.</li> </ul>

## Amount you can insure

This section explains the minimum and maximum monthly amounts insured you can apply for.

### Minimum amount insured

The minimum **monthly amount insured** for Income Secure Cover is \$1,000 per month.

### Maximum amount insured

You can apply for Cover for a life insured up to the following maximum amounts, inclusive of the Super Contribution Option if selected:

Cover	Maximum amount of total Cover available	Further limits for a particular life insured
Income Secure Cover – except occupation category 'R'	\$30,000 per month. This is subject to the life insured's <b>annual income</b> . Please see further limits in the next column for more information.	The maximum limit applicable to a particular life insured depends on the life insured's <b>annual income</b> . The maximum that can be insured is 1/12 of: <ul style="list-style-type: none"> <li>• 70% of the first \$300,000 of <b>annual income</b> as at the <b>Cover start date</b></li> <li>• 50% of the next \$200,000 of <b>annual income</b></li> <li>• 25% of the balance.</li> </ul>
Income Secure Cover for occupation category 'R'	\$10,000 per month. This is subject to the life insured's <b>annual income</b> . Please see further limits in the next column for more information.	

- Living Expense Cover
- Business Expense Cover
- Income Secure Cover
- Extra Care Cover
- Child Cover
- Continuous Care Cover
- Trauma Cover
- Total and Permanent Disability Cover
- Life Cover

It is important when you have your policy to regularly check your level of cover against your income to make sure it suits your needs and, importantly, consider whether, for example, any changes in your income means that you should adjust the **monthly amount insured** to make sure you are not insured for more than you could receive or less than your **pre-claim earnings** would support. Please see 'The amount we pay' on page 75 for further details.

Please contact your financial adviser who will be able to support you with this process.

## Conditions on who can be a life insured

This section on eligibility conditions does not form part of the policy between the policy owner and us. To be eligible for Cover, a life insured must meet the following entry ages and other conditions:

Cover	Minimum entry age	Maximum entry age	Other conditions
Income Secure Cover	19	60	Income Secure Cover is generally available to a life insured working a minimum of 20 hours per week in their <b>primary occupation</b> .  If the life insured is not eligible for Income Secure Cover, they may be eligible for Living Expense Cover. Please see page 92.

## When we will not pay a benefit or an expense

- We cannot pay any expenses which:
  - the law does not permit us to reimburse
  - are regulated by the *National Health Act 1953* (Cth) or the *Private Health Insurance Act 2007* (Cth).
- We will not pay a benefit under Income Secure Cover if the claim is caused either directly or indirectly by any of the following:
  - anything happening to the life insured in war
  - the life insured's intentional self-inflicted act
  - the life insured's **uncomplicated pregnancy**, miscarriage or childbirth. However, we will pay benefits if the life insured is **totally disabled** for more than three months from the date their pregnancy ends, and continues to be **totally disabled**.  
  
We will pay from the end of the three months or from the end of the waiting period, if greater.
- We will not pay a benefit under Income Secure Protection Super if the life insured is **unemployed** when **illness** or **injury** occurs, unless they are **unemployed** because of an **illness** or **injury** for which they are **on claim**. However, we provide cover for these situations under Complimentary Income Secure Protection outside super directly to the life insured.

Please see page 78 for further details on Complimentary Income Secure Protection.

- We will not provide cover for or pay any benefit if the claim arises directly or indirectly from the life insured's **illicit drug use**.
- We will not provide cover for or pay any benefit if the claim arises directly or indirectly from a disqualification, deregistration or restriction placed on the life insured's professional membership and/or licence to perform the duties of their **primary occupation**.
- We will not provide cover for or pay any benefit if the claim arises directly or indirectly from the life insured participating in criminal activity and for any period the life insured is incarcerated due to their participation in criminal activity.

## Choosing the right Cover

This section explains the benefits, features and options of the Income Secure Cover we offer.

You can tailor your Income Secure Cover by choosing:

- whether to hold Income Secure Cover within or outside super
- the amount of your Cover
- the waiting period
- the benefit period
- any extra cost options you need.

Your premium will depend on your choices.



It is important to choose Cover and options that are right for you, considering your individual circumstances such as your income, daily expenses and lifestyle goals.

The type of Cover, and the features within that Cover, suitable for you will be determined by your personal circumstances. Your financial adviser can help you determine what Cover and features are suited to your circumstances.

## Available Cover types

OneCare offers two types of Income Secure Cover.

The types of Cover available to you will depend on whether you want your Cover to be held outside or through super, as follows:





Policy ownership	Income Secure Cover type
	Income Secure Protection Super
	Income Secure Protection

However, not all features and options are available depending on your cover type. This PDS will tell you if a benefit, feature or option is not available.


## Snapshot of benefits, features and options

The following table provides a snapshot of the benefits and features offered under the various Income Secure Cover types. Please refer to the specified pages of this PDS for details.

### Key benefits

Policy ownership	Benefit	Page
 	Total Disability Benefit	73
 	Partial Disability Benefit	73









### Additional benefits

Policy ownership	Benefit	Page
	Rehabilitation and Retraining Expenses Benefit (paid directly to provider)	79

### Standard features

Policy ownership	Feature	Page
 	Conversion to Living Expense Cover	79
	Conversion to Non-Super Cover	80
 	Family Cover Pause	80
 	Increasing Income	80
 	Indexation (while not on claim)	81
 	Pregnancy Premium Waiver	81
 	Premium and Cover Suspension	81
 	Waiting Period Conversion	82
 	Waiver of Premium (while on claim)	82

### Optional extras

Policy ownership	Option	Page
 	Super Contribution Option	83
 	Day 14 Accident Option	83
 	Indexation (while on claim) Option	84
 	Severity Booster Option	84

## Important features of Income Secure Cover

### When cover starts

Income Secure Cover for a life insured starts on the **Cover start date** for Income Secure Cover set out in the Policy Schedule.

### Variable age-stepped premium only

Income Secure Cover is only available with variable age-stepped premiums. Please see page 113 for further details.

### We pay one benefit at a time

We only pay one **monthly amount insured payable** at a time for a life insured under Income Secure Cover. This is so even if the life insured suffers more than one **illness** or **injury** that causes **total disability** or **partial disability**.

This applies to the **Total Disability Benefit**, **Partial Disability Benefit** and benefits under the Accident Option and the Severity Booster Option. Details of these benefits, and about the **monthly amount insured payable** are set out in the following sections of this PDS.

A separate waiting period applies for each **illness** or **injury** for which you can claim under Income Secure Cover, unless it is a recurring claim. Please see page 78.

A life insured may be covered under more than one in-force Income Secure Cover, intending that when the benefit period on one Cover expires, the benefit period on another Cover will commence. In this case, we will pay only one **monthly amount insured payable** even if the benefit periods of such Covers overlap at any time. If the Covers have a different **monthly amount insured payable**, we will pay the highest **monthly amount insured payable** while the benefit periods overlap.

### Reasonable retraining or rehabilitation

While **on claim**, we may ask that the life insured participate in retraining or rehabilitation to assist their return to gainful employment. We are committed to assisting the life insured to return to either their previous occupation or other suitable employment.

We may cease, suspend or reduce benefits if the life insured fails to commit to and undertake reasonable retraining or reasonable rehabilitation that the life insured has the capacity to undertake and which is expected to assist a return to gainful employment.

## What happens when on claim

		Benefit periods	
		2 years	6 years
Waiting periods	30 days	Assessment of <b>disability</b> will be based on the life insured's <b>primary occupation</b> .	to age 65
	60 days		
	90 days		
	2 years	Assessment of <b>disability</b> will be based on any <b>gainful occupation</b> suited by the life insured's education, training or experience.	

For details, see pages 74 and 75.

## Unemployment

We will not pay a benefit under Income Secure Protection Super if you are **unemployed** when your **illness** or **injury** occurs, unless you are **unemployed** because of an **illness** or **injury** for which you are **on claim**.

However, if you have Income Secure Protection Super you will also automatically receive Complimentary Income Secure Protection outside super to cover you in the event that you suffer an **illness** or **injury** whilst **unemployed** (i.e. you were **unemployed** for reasons other than as a result of **illness** or **injury**). Please see page 78 for further details on Complimentary Income Secure Protection.

Your Income Secure Protection Super continues if the life insured becomes **unemployed** and in the event of a claim, your **pre-claim earnings** will be assessed on the 12 consecutive months immediately before **disability**.

However, if we are paying the Complimentary Income Secure Protection, we will waive the premium of your Income Secure Protection Super for the duration you remain **on claim**.

## The Policy Schedule will show

The Policy Schedule will show if Income Secure Cover applies to a life insured and if so:

- the Cover type. This could be Income Secure Protection or Income Secure Protection Super
- the **monthly amount insured**
- the benefit payment type
- the waiting period chosen
- the benefit period chosen
- the life insured's occupation category
- any optional extras chosen.

## Some terms depend on the life insured's occupation

Some of the terms of Income Secure Cover vary according to the occupation category of the life insured, as indicated throughout this section of this PDS. The following table provides a general description of the types of occupations we classify under each occupation category and is a guide only. Your financial adviser can tell you how we may classify the occupation of each proposed life insured, and we will confirm the classification when we assess your application. The occupation category for each life insured will also be shown on your Policy Schedule. If the life insured's occupation changes after we issue the Policy Schedule, you may apply to change the occupation category. A new occupation category will only apply if we accept the application for the change, and issue a new Policy Schedule.

Occupation category	Description
A	<b>Legal industry</b> (e.g. lawyer, solicitor). Qualified legal professionals who require membership of a professional or government body in order to practise their occupation.
C	<b>Community professionals</b> (e.g. school teacher, qualified social worker). Non-manual workers who are employed by 'not-for-profit' organisations.
D	<b>Medical/dental</b> (e.g. doctor, dentist). Qualified medical professionals who require membership of a professional or government body in order to practise their occupation.
E	<b>Executive</b> Senior white collar workers with salary packages in excess of \$100,000 p.a. who do not perform any manual work.
F	<b>Finance industry consultants</b> (e.g. insurance adviser/broker, investment adviser). Qualified financial professionals who require membership of a professional or government body to practise their occupation.
H	<b>Heavy trades</b> (e.g. qualified wall/floor tiler, glazier). Skilled or semi-skilled manual workers and heavy machinery operators who are not exposed to high risk via accidents or health hazards.
HH	<b>Heavy duties</b> (e.g. bulldozer driver, forklift driver). Skilled or semi-skilled manual workers and heavy machinery operators who may be exposed to high risk via accidents or health hazards.
I	<b>Indoor sedentary</b> (e.g. administrative worker, travel consultant). Clerical or administrative white collar workers who do not perform any manual work, or salespeople not involved with deliveries.
L	<b>Light trade</b> (e.g. qualified printer, hairdresser). Certain skilled technicians involved in light manual work and proprietors in some non-hazardous industries.
M	<b>Mobile professionals</b> (e.g. advertising sales representative, cafe proprietor, beautician). Occupations particularly associated with the service sector, travelling or significant 'standing' but no heavy duties.

Occupation category	Description
P	<p><b>Qualified professionals</b> (e.g. architect, pharmacist). Qualified professionals include:</p> <ul style="list-style-type: none"> <li>professional white collar workers with university qualifications</li> <li>individuals employed by an independent employer who are executives or senior managerial white collar workers with salary packages in excess of \$150,000 p.a.</li> </ul> <p>We will also consider working directors of their own companies, provided:</p> <ul style="list-style-type: none"> <li>they have a structured salary package in excess of \$150,000 p.a.</li> <li>their business has been established more than two years</li> <li>their duties are totally sedentary.</li> </ul>
R	<p><b>Special risk</b> (e.g. bricklayer, process worker). This will generally be for unskilled manual workers who may be exposed to high risk via accidents or health hazards, or occupations that have volatility in earning capacity.</p>
S	<p><b>Skilled technicians/trade supervisors</b> (e.g. dental hygienist, qualified locksmith). Certain skilled technicians and supervisors of blue collar workers, whose supervising duties may include less than 10% of their time spent performing light manual work.</p>
T	<p><b>Trades</b> (e.g. electrician, qualified plumber). Fully qualified licensed tradespeople. Details of qualifications must be provided.</p>

## Waiting Period

The waiting period is the period the life insured must wait and satisfy the 'eligibility conditions for a total or partial disability benefit' before the benefit period starts. The waiting period starts the day the life insured consults a **medical practitioner** for which the life insured receives advice confirming **disability**. You must continue to pay premiums that fall due during the waiting period. On our acceptance of your claim, these premiums will be refunded to you with the first benefit payment.

Please make sure you tell us as soon as the life insured becomes **disabled** even if the 2 year waiting period is underway. We want to provide valuable help that could improve the life insured's recovery during this period. For example, we may be able to help arrange useful rehabilitation.

The waiting period does not apply if we waive the waiting period under a recurring claim. Recurring claims are explained on page 78.

The Policy Schedule will show the waiting period that applies to your Cover.

## The waiting periods you can choose

You can choose one of the following waiting periods:

- 30 days
- 60 days
- 90 days
- 2 years.

## Longer waiting period lowers premium

The waiting period affects your premium. The longer the waiting period, the more affordable the premium.

## Separate waiting period for each illness or injury

Unless you have a recurring claim, a separate waiting period applies for each **illness** or **injury** of the life insured that causes **disability** for which a claim can be made under this Cover. Please see page 78 for information about recurring claims.

## Eligibility conditions for a total and partial disability benefit

To be eligible for a **total** or **partial disability** benefit, the life insured must satisfy all the following during the waiting period.

Solely due to **illness** or **injury** the life insured:

- is '**totally disabled**' for at least 7 out of 12 consecutive days during the waiting period,
- is '**totally disabled**' or '**partially disabled**' for the remainder of the waiting period, and
- under Income Secure Protection Super, has ceased to be **gainfully employed**, or ceased for at least 1 day to receive gain or reward.

'**Totally disabled**' during the waiting period means the life insured:

- is **following the advice of a medical practitioner**,
- is not working in their **primary occupation** or any other **gainful occupation**, and
- has no capacity to do each and every **important income producing duty** of their **primary occupation**.

'**Partially disabled**' during the waiting period means the life insured:

- is **following the advice of a medical practitioner**, and
- has capacity to work at reduced hours or work the same hours but in a restricted capacity in their **primary occupation**, or
- is unable to do each and every **important income producing duty** of their **primary occupation** (but are not **totally disabled**).

Living Expense Cover

Business Expense Cover

Income Secure Cover

Extra Care Cover

Child Cover

Continuous Care Cover

Trauma Cover

Total and Permanent Disability Cover

Life Cover

## When we pay

We pay the **total** or **partial disability benefit** if the life insured:

- meets the conditions in the 'Eligibility conditions for a Total or Partial Disability Benefit' on the previous page, unless the waiting period is waived for a recurring claim. Please see page 78,
- has been continuously **totally** or **partially disabled** since the end of the waiting period as set out on pages 74 and 75,
- is **totally** or **partially disabled** as set out on pages 74 and 75,
- under **partially disabled**, has **monthly income** which is at least 15% less than their **pre-claim earnings**,
- is **following the advice of a medical practitioner**, and
- is **actively participating in any reasonable rehabilitation program**.

We pay the **total** and **partial disability benefit**:

- if the life insured's **disability** occurs while their Income Secure Cover is in force
- after completion of the waiting period
- monthly in arrears. However, the **total disability benefit** is paid 15 days after the waiting period ends, provided claim requirements are met, and monthly after that. Benefits for

**total disability** are generally paid two weeks in arrears and two weeks in advance. Benefits for **partial disability** are generally paid entirely in arrears since we need evidence of income in the relevant month to work out the benefit amount

- for the duration of the benefit period, unless we stop paying earlier. Please see when we stop paying on page 77.

### We pay pro-rata if payment period is less than a month

If a payment period is less than a month, we pay 1/30 of the **total** or **partial disability benefit** for each day of the period.

### Total and partial disability definition

The definition of **disability** that the life insured will be assessed under depends on the:

- life insured's capacity for work, and
- amount of time that the life insured has been impacted by **illness or injury**.

If the life insured has capacity to work (in their **primary occupation** or any **gainful occupation**, as applicable), then they will not meet our definition of **totally disabled**. In this case, we will assess the claim, and when we calculate any **monthly amount insured payable**, under our definition of **partially disabled**.

For policies with a benefit period to age 65 and 30, 60 and 90 day waiting periods if shown on your Policy Schedule

Up to (and including) the second anniversary on claim

Totally disabled	Partially disabled
<p>A life insured is <b>totally disabled</b> if solely due to <b>illness or injury</b>:</p> <ul style="list-style-type: none"> <li>• is not working in their <b>primary occupation</b> or any other <b>gainful occupation</b>, and</li> <li>• has no capacity to do each and every <b>important income producing duty</b> of their <b>primary occupation</b>.</li> </ul>	<p>A life insured is <b>partially disabled</b> if solely due to <b>illness or injury</b>:</p> <ul style="list-style-type: none"> <li>• has <b>monthly income</b> which is at least 15% less than their <b>pre-claim earnings</b>,</li> </ul> <p>and</p> <ul style="list-style-type: none"> <li>• has capacity to work at reduced hours or work the same hours but in a restricted capacity in their <b>primary occupation</b>, or</li> <li>• is unable to do each and every <b>important income producing duty</b> of their <b>primary occupation</b> (but is not <b>totally disabled</b>).</li> </ul>

After the second anniversary on claim

Totally disabled	Partially disabled
<p>A life insured is <b>totally disabled</b> if solely due to <b>illness or injury</b>:</p> <ul style="list-style-type: none"> <li>• is not working in any <b>gainful occupation</b> suited by their education, training or experience, and</li> <li>• has no capacity to do each and every <b>important income producing duty</b> of any <b>gainful occupation</b> suited by their education, training or experience.</li> </ul>	<p>A life insured is <b>partially disabled</b> if solely due to <b>illness or injury</b>:</p> <ul style="list-style-type: none"> <li>• has <b>monthly income</b> which is at least 15% less than their <b>pre-claim earnings</b>,</li> </ul> <p>and</p> <ul style="list-style-type: none"> <li>• has capacity to work at reduced hours or work the same hours but in a restricted capacity in any <b>gainful occupation</b> suited by their education, training or experience, or</li> <li>• is unable to do each and every <b>important income producing duty</b> in any <b>gainful occupation</b> suited by their education, training or experience (but is not <b>totally disabled</b>).</li> </ul>

For policies with a benefit period of 2 years or 6 years and 30, 60 and 90 day waiting periods if shown on your Policy Schedule

Totally disabled	Partially disabled
<p>A life insured is <b>totally disabled</b> if solely due to <b>illness or injury</b>:</p> <ul style="list-style-type: none"> <li>• is not working in their <b>primary occupation</b> or any other <b>gainful occupation</b>, and</li> <li>• has no capacity to do each and every <b>important income producing duty</b> of their <b>primary occupation</b>.</li> </ul>	<p>A life insured is <b>partially disabled</b> if solely due to <b>illness or injury</b>:</p> <ul style="list-style-type: none"> <li>• has <b>monthly income</b> which is at least 15% less than their <b>pre-claim earnings</b>,</li> </ul> <p>and</p> <ul style="list-style-type: none"> <li>• has capacity to work at reduced hours or work the same hours but in a restricted capacity in their <b>primary occupation</b>, or</li> <li>• is unable to do each and every <b>important income producing duty</b> of their <b>primary occupation</b> (but is not <b>totally disabled</b>).</li> </ul>

For policies with a 2 year waiting period if shown on your Policy Schedule

Totally disabled	Partially disabled
<p>A life insured is <b>totally disabled</b> if solely due to <b>illness or injury</b>:</p> <ul style="list-style-type: none"> <li>is not working in any other <b>gainful occupation</b> suited by their education, training or experience, and</li> <li>has no capacity to do each and every <b>important income producing duty</b> of any <b>gainful occupation</b> suited by their education, training or experience.</li> </ul>	<p>A life insured is <b>partially disabled</b> if solely due to <b>illness or injury</b>:</p> <ul style="list-style-type: none"> <li>has <b>monthly income</b> which is at least 15% less than their <b>pre-claim earnings</b>,</li> </ul> <p>and</p> <ul style="list-style-type: none"> <li>has capacity to work at reduced hours or work the same hours but in a restricted capacity in any <b>gainful occupation</b> suited by their education, training or experience, or</li> <li>is unable to do each and every <b>important income producing duty</b> in any <b>gainful occupation</b> suited by their education, training or experience (but is not <b>totally disabled</b>).</li> </ul>

### The amount we pay

The amount of the **total or partial disability benefit** we pay for a life insured is the **monthly amount insured payable** as at the date that entitlement to the **total or partial disability benefit** arises.

The **monthly amount insured payable** depends on the **monthly amount insured** shown on the Policy Schedule. This amount is determined by the life insured's **annual income**. The minimum and maximum amounts that can be insured are set out on page 69.

The **monthly amount insured** will increase under indexation, if applicable. Please see page 81.

#### Indemnity benefit payment (for total and partial disability benefit)

When you hold Income Secure Protection or Income Secure Protection Super, you are covering up to 70% of the life insured's **pre-claim earnings**. The life insured's **illness or injury** and return to work journey may mean that they are either **totally or partially disabled** at various times. When you qualify for a benefit because the life insured is **totally disabled**, the maximum amount you may receive in total from us and all other sources is 70% of the life insured's **pre-claim earnings**. However, when you qualify for a benefit because the life insured is **partially disabled**, the amount you may receive in total from us and all other sources can be higher to support and encourage their return to gainful employment.

The **monthly amount insured payable** at claim time may be less than the **monthly amount insured** shown on your Policy Schedule. This will be the case if the life insured's income decreases after the policy commences.

**Please note:** We do not refund premiums where your **monthly amount insured** is greater than **pre-claim earnings** supports.

If the Indexation (on claim) Option is selected, we increase the **monthly amount insured payable** while you are **on claim**. The Policy Schedule will show if the Indexation (on claim) Option is selected.

At claim time we must receive financial evidence of the life insured's **pre-claim earnings**.

We calculate the **monthly amount insured payable** as follows:

**Each month the life insured is totally disabled, we pay the lesser of:**

- the **monthly amount insured** shown on the Policy Schedule reduced by **other payments** received while **on claim**, or
- the annual equivalent of the life insured's **pre-claim earnings** capped at 70% of the first \$300,000, 50% of the next \$200,000 and 25% of the balance, divided by 12. This amount is reduced by **other payments** received while **on claim** and any **ongoing income**.

**Each month the life insured is partially disabled, we pay the lesser of:**

- the **monthly amount insured** shown on the Policy Schedule reduced by **other payments** received while **on claim**, or
- the annual equivalent of the life insured's **pre-claim earnings** capped at 70% of the first \$300,000, 50% of the next \$200,000 and 25% of the balance, divided by 12. This amount is reduced by **other payments** received while **on claim**, and 70% of **monthly income** (adjusted to the life insured's maximum earning potential if the life insured is not working to their full capacity. Please see next page for more details).

If we are already paying benefits, we will notify you 30 days before we adjust future payments because we change what we determine as the life insured's maximum earning potential. If **monthly income/ongoing income** is negative in a month, we will treat **monthly income/ongoing income** as zero.

- Living Expense Cover
- Business Expense Cover
- Income Secure Cover
- Extra Care Cover
- Child Cover
- Continuous Care Cover
- Trauma Cover
- Total and Permanent Disability Cover
- Life Cover

## Maximum earning potential

If the life insured is not working to their full capacity for reasons other than **illness** or **injury**, we calculate **monthly income** as follows:

		Benefit periods		
		2 years	6 years	to age 65
Waiting periods	30 days	We will calculate <b>monthly income</b> based on what the life insured's maximum earning potential could reasonably be within their <b>primary occupation</b> , if they were working to the extent of their capacity.		In the first 2 years <b>on claim</b> , we will calculate <b>monthly income</b> based on what the life insured's maximum earning potential could reasonably be, within their <b>primary occupation</b> , if they were working to the extent of their capacity. After 2 years <b>on claim</b> , we will change their <b>primary occupation</b> to any <b>gainful occupation</b> suited by their education, training or experience.
	60 days			
	90 days			
	2 years	We will base maximum earning potential on any <b>gainful occupation</b> the life insured is suited for by education, training, or experience.		

To determine the life insured's maximum earning potential, we will consider:

- available medical evidence, including the opinion of the life insured's **medical practitioner**,
- employability assessment, and
- any other relevant factors directly related to the life insured's medical condition, including information they provide.

### We will convert lump sum payments to monthly amounts

We will convert to a monthly amount any part of **other payments** or **monthly income/ongoing income** received as a lump sum that comprises compensation for loss of earnings that cannot be allocated to specific months.

We will allocate 1% of the loss of earnings component of the lump sum to each month that we pay the **total** or **partial disability benefit**. We will do so for up to 5 years.

We will not offset any remaining balance of the lump sum.

### Example

	The example below shows the total disability benefit based on the life insured having the same earnings at the time of application and prior to claim being \$10,000:	The example below shows the partial disability benefit based on the life insured having the same earnings at the time of application and prior to claim being \$10,000, and is working to full capacity:	The example below shows the partial disability benefit based on the life insured having the same earnings at the time of application and prior to claim being \$10,000, and is not working but has capacity to work:
Pre-claim earnings	\$10,000	\$10,000	\$10,000
Other payments and monthly income/ongoing income	Other payments: \$500 Ongoing income: \$0	Other payments: \$500 Working to full capacity with monthly income: \$2,000	Other payments: \$500 Not working but has capacity to generate monthly income: \$2,000
We pay the lesser of the following:			
Monthly amount insured reduced by other payments	\$7,000 - \$500 = \$6,500	\$7,000 - \$500 = \$6,500	\$7,000 - \$500 = \$6,500
70% of pre-claim earnings reduced by other payments, and	\$10,000 x 70% = \$7,000 Less other payments:	\$10,000 x 70% = \$7,000 Less other payments and 70% of monthly income:	\$10,000 x 70% = \$7,000 Less other payments and 70% of maximum earning potential:
• if <b>totally disabled</b> , any ongoing income, or	\$7,000 - \$500 = \$6,500	\$7,000 - \$500 - (70% x \$2,000) = \$5,100	\$7,000 - \$500 - (70% x \$2,000) = \$5,100
• if <b>partially disabled</b> , 70% of monthly income (adjusted to their maximum earning potential if not working to full capacity)			
After applying the above calculation, we pay:	\$6,500 monthly amount insured payable	\$5,100 monthly amount insured payable	\$5,100 monthly amount insured payable
Total income received for the month from all sources	From this policy: \$6,500 Other payments received: \$500 Total: \$7,000	From this policy: \$5,100 Other payments received: \$500 Monthly income: \$2,000 Total: \$7,600	From this policy: \$5,100 Other payments received: \$500 Total: \$5,600

### Short duration claims paid in advance

Does not apply to 2 year waiting period if shown on your Policy Schedule.

If medical evidence supports the life insured's inability to work for three months or less, most often for **injury** claims, we may pay the **monthly amount insured** in advance. Each claim is different, and we cannot always make advance payments for a **Total Disability Benefit**. Eligibility depends on the life insured's occupation, the relevant **injury** and the waiting period. For example, if the life insured is a plumber and they fracture a leg, we know how long recovery is likely to take and may pay the full claim up-front.

We will pay one or more **monthly amount insured** in advance if a **medical practitioner** certifies that the life insured is **totally disabled** at the end of the waiting period and is likely to remain **disabled** for between one and three months.

We may require you, or the life insured, to provide us with copies of submitted tax returns or other financial documentation which verifies the life insured's **monthly income/ongoing income** during a period for which we have paid a **total** or **partial disability benefit**. We must receive this information by any reasonable timeframe we require.

We may calculate the amount of the **total** or **partial disability benefit** that we would have otherwise paid if the life insured's **monthly income/ongoing income** was averaged over the relevant claim period, and either:

- recover any excess amount of the **total** or **partial disability benefit(s)** paid
- reduce the amount of any future **total** or **partial disability benefit(s)** payable until the excess amount paid has been recovered
- pay any shortfall in **total** or **partial disability benefit** payments made.

### Benefit period

The benefit period is the maximum period of time that we will pay a benefit for any one **illness** or **injury** while the life insured is **disabled**.

A separate benefit period will apply to each **illness** or **injury** for which the life insured can claim, except for certain recurring claims. Please see page 78 for more details.

The Policy Schedule will show the benefit period chosen for your Cover.

### When the benefit period starts and ends

The benefit period starts at the end of the waiting period.

Where the benefit period is to age 65, the benefit period ends at the policy anniversary when the life insured is age 65.

### Benefit period reduced by recurring claims

If the life insured has a 2 or 6 year benefit period, for recurring claims we reduce the benefit period by any previous periods we have paid benefits for the **illness** or **injury**. If we treat the claim as a separate claim, and a new waiting period applies, the benefit period will start again. Please see page 78 for information about recurring claims.

### Available benefit periods

You can choose the following benefit periods, depending on the life insured's Cover type and occupation category:

Benefit period	Available to the following occupation categories
2 years 6 years	Available for all occupation categories
To age 65	Available for all occupation categories, except occupation category 'R' Some HH (heavy duties) occupations are restricted to a maximum 6 year benefit period. Your financial adviser can let you know the benefit periods available for your particular occupation.

### Shorter benefit period lowers premium

The benefit period affects your premium. The shorter the benefit period, the more affordable the premium.

### When we stop paying

We stop paying the **total disability benefit** on the date the life insured stops being **totally disabled**.

We also stop paying the **total disability benefit** (even if the life insured continues to be **totally disabled** afterwards) on the earliest of the:

- end of the benefit period shown on the Policy Schedule
- **Cover expiry date** for the relevant Income Secure Cover shown on the Policy Schedule
- date the life insured dies
- date on which the Income Secure Cover ends or is cancelled. Please see page 84.

We stop paying the **partial disability benefit** on the date the life insured stops being **partially disabled**.

We also stop paying the **partial disability benefit** (even if the life insured continues to be **partially disabled** afterwards) on the earliest of the:

- end of the benefit period shown on the Policy Schedule
- **Cover expiry date** for the relevant Income Secure Cover shown on the Policy Schedule
- date the life insured dies
- date on which the Income Secure Cover ends or is cancelled. Please see page 84
- date the life insured is capable of earning an **annual income** of \$300,000 and is working at full capacity in any **gainful occupation** after 2 years **on claim**
- date the life insured is capable of working at full capacity for 40 hours in their **primary occupation** after 2 years **on claim**.

- Living Expense Cover
- Business Expense Cover
- Income Secure Cover
- Extra Care Cover
- Child Cover
- Continuous Care Cover
- Trauma Cover
- Total and Permanent Disability Cover
- Life Cover

## Recurring claims

If a subsequent **disability** claim is made for the same or related **injury** or **illness** which resulted in a previous claim payment, the table shows if the subsequent claim is a separate or continuing claim. Whether or not the waiting period will apply and for how long we will pay the claim, depends on how long after the previous claim the life insured's **disability** recurs, if the life insured has '**fully recovered**' and the benefit period.

'**Fully recovered**' means for at least 2 consecutive years from the date the life insured was last **on claim**, the life insured has been employed in a **gainful occupation** and is working without restriction. For example, they can perform the same duties at the same level for the same number of hours before the **disability** occurred.

Benefit period	We will treat the subsequent claim as a continuation of the previous claim and waive the waiting period if:	We will treat the subsequent claim as a separate claim and a new waiting period will apply if:
To age 65	<ul style="list-style-type: none"> <li>the life insured's <b>disability</b> recurs from the same or related <b>illness</b> or <b>injury</b> within 12 months of the date the life insured was last <b>on claim</b>, and</li> <li>under Income Secure Protection Super, solely due to the <b>illness</b> or <b>injury</b> the life insured has ceased to be <b>gainfully employed</b> or ceased for at least 1 day to receive gain or reward.</li> </ul>	the life insured's <b>disability</b> recurs from the same or related <b>illness</b> or <b>injury</b> after 12 months from the date the life insured was last <b>on claim</b> .
2 years 6 years	<ul style="list-style-type: none"> <li>the life insured's <b>disability</b> recurs from the same or related <b>illness</b> or <b>injury</b> within 12 months of the date the life insured was last <b>on claim</b>, and</li> <li>under Income Secure Protection Super, solely due to the <b>illness</b> or <b>injury</b> the life insured has ceased to be <b>gainfully employed</b> or ceased for at least 1 day to receive gain or reward.</li> </ul> <p>The remaining benefit period will reduce by any previous claims. If we have already paid benefits for the full benefit period, no further benefit is payable.</p>	<p>the life insured's <b>disability</b> recurs from the same or related <b>illness</b> or <b>injury</b> after at least 24 months and the life insured has '<b>fully recovered</b>'.</p> <p>Any benefit period paid for any previous claim will not be included for the subsequent claim.</p> <p>However, we will treat the subsequent claim as a continuation of the previous claim and a new waiting period will apply if the life insured's <b>disability</b> recurs from the same or related <b>illness</b> or <b>injury</b> after 12 months from the date the life insured was last <b>on claim</b> and the life insured has not '<b>fully recovered</b>'.</p> <p>If we treat the subsequent claim as a continuation of the previous claim, the remaining benefit period will reduce by any previous claims. If we have already paid benefits for the full benefit period, no further benefit is payable.</p>

## Complimentary Income Secure Protection (if unemployed at time of illness or injury)



As no benefit is payable under Income Secure Protection Super if you are **unemployed** when **illness** or **injury** occurs, we provide you with complimentary cover (i.e. cover that will be provided to you at no extra cost) to cover in this situation.

### Applicable to Income Secure Protection Super policies

We provide Complimentary Income Secure Protection to you, as the life insured, with each Income Secure Protection Super policy.

Complimentary Income Secure Protection is only provided to you while the relevant Income Secure Protection Super policy remains in force. No premiums are payable for this cover and benefits are payable to you.

The terms of Complimentary Income Secure Protection do not form part of the policy with the policy owner of the Income Secure Protection Super policy. The terms of Complimentary Income Secure Protection form part of a separate policy held outside of super.

### How the Complimentary Income Secure Protection works

Complimentary Income Secure Protection provides identical benefits and on the same terms as the Income Secure Protection

Super policy, including all the additional benefits, features and selected options, except that the policy does not exclude payment of a benefit because the life insured is **unemployed** when **illness** or **injury** occurs.

Complimentary Income Secure Protection only applies in the event you are **unemployed** at time of **illness** or **injury** and no benefit is payable under the Income Secure Protection Super policy.

As the **monthly amount insured** is impacted by the amount of your **pre-claim earnings** prior to claim, both Income Secure Protection Super and Complimentary Income Secure Protection may be reduced as a result of you being **unemployed** and suffering a cessation of your income. Please see 'Indemnity benefit payment (total and partial disability benefit)' on page 75.

### Assessment of claims for a Total or Partial Disability Benefit

We will first assess a claim for Total or Partial Disability Benefit against the Income Secure Protection Super policy.

If the life insured is **unemployed** at the time of the **illness** or **injury** and does not qualify for a benefit, we will then assess a claim for a benefit, under the Complimentary Income Secure Protection. If the life insured does not meet the requirements for payment of a Total or Partial Disability Benefit under the Complimentary Income Secure Protection, we will not subsequently reconsider your claim under your Income Secure Protection Super policy.

We will only ever pay a monthly benefit under the Complimentary Income Secure Protection if the life insured is **unemployed** at the time of **illness** or **injury** and does not qualify for a benefit under Income Secure Protection Super.

If we are paying the Complimentary Income Secure Protection, we will waive the premium of your Income Secure Protection Super for the duration the life insured remains **on claim**.

**Certain features of both Covers are the same**

Under the Complimentary Income Secure Protection, the following are the same as your Income Secure Protection Super policy:

- the benefit payable, benefit payment type (Indemnity), waiting period and benefit period
- the life insured
- extra cost options.

If any of the above features under your Income Secure Protection Super policy change, the Complimentary Income Secure Protection will automatically change in the same way. For instance, if the **monthly amount insured** is reduced or increased under your Income Secure Protection Super policy, the **monthly amount insured** on the Complimentary Income Secure Protection will be reduced or increased (as applicable) by the same amount.

The taxation implications of a benefit payment may differ depending on whom we pay the benefit to, the trustee of your super fund or directly to you. We recommend you seek advice from a tax adviser.

**When Complimentary Income Secure Protection ends**

Complimentary Income Secure Protection and your eligibility for any benefit under Complimentary Income Secure Protection, ends when the Income Secure Protection Super insuring the life insured ends. For example, if your Income Secure Protection Super policy is cancelled because the premium is overdue, Cover under your Complimentary Income Secure Protection will end.

**Additional Benefits**

**Rehabilitation and Retraining Expenses Benefit (paid direct to provider)**

Does not apply to Income Secure Protection Super.



If the life insured is eligible to receive a benefit **on claim**, we will also pay expenses related to an **approved rehabilitation** or **retraining program** for the life insured.

We will pay directly to the provider up to 24 times the life insured's **monthly amount insured payable**, in total, over the life of their Income Secure Cover.

We pay this benefit as well as any **Total Disability Benefit** or **Partial Disability Benefit** payable.

We will only pay this benefit where we approve the rehabilitation and retraining program taking into account the prospects of returning the life insured to gainful employment. We recommend seeking our approval before starting any program. We do not pay expenses which the:

- law does not allow us to reimburse

- *National Health Act 1953* (Cth) or the *Private Health Insurance Act 2007* (Cth) regulate
- life insured or the policy owner are entitled to have reimbursed from another source.

**Standard Features**

Income Secure Cover includes several standard features which we explain in this section. These features apply to all Income Secure Cover unless we state otherwise.

**Conversion to Living Expense Cover**



If the life insured is not **on claim** and there is no eligibility to claim when your Income Secure Cover expires, we will offer conversion to Living Expense Cover without medical underwriting.

As Living Expense Cover cannot be held through super, where you have Income Secure Protection Super we will offer you Living Expense Cover through a separate non-super policy.

We will offer Living Expense Cover with the following features and terms:

- a two year benefit period
- Cover expiry at the policy anniversary when the life insured is age 80
- a **monthly amount insured** calculated as the lesser of the:
  - **monthly amount insured** when Income Secure Cover expires across all Income Secure Covers for the life insured under all **OnePath life insurance policies**
  - maximum **monthly amount insured** we offer on standard terms for Living Expense Cover when the Income Secure Cover expires.
- the following waiting periods to choose from:

Waiting period under Income Secure Cover at time of conversion	Available waiting periods under Living Expense Cover
30 or 60 days	30 days, 90 days, or 2 years
90 days	90 days or 2 years
2 years	2 years

- a premium based on the variable age-stepped premium rates applying to Living Expense Cover when the conversion occurs
- the terms and conditions for Living Expense Cover that apply when the conversion occurs. If we do not then offer Living Expense Cover, we will offer another Cover that we consider is the most similar to Living Expense Cover if such an offer is available.

Any medical or hazardous pursuits loadings or specific exclusions that applied to your Income Secure Cover will also apply to the Living Expense Cover.

The conversion option must be exercised by the policy owner or under OneCare Super, the life insured. The option must be exercised before the Income Secure Cover expires.

Please see page 92 for details of Living Expense Cover.

- Living Expense Cover
- Business Expense Cover
- Income Secure Cover
- Extra Care Cover
- Child Cover
- Continuous Care Cover
- Trauma Cover
- Total and Permanent Disability Cover
- Life Cover

## Conversion to Non-Super Cover

Does not apply to Income Secure Protection.



This feature applies if either your:

- Cover held through OneCare Super ceases because the trustee of the Fund cannot accept contributions, rollovers or transfers into your super account
- External Master Trust Cover ceases because you cease to be a member of your super fund or master trust.

Under Conversion to Non-Super Cover, you can continue Income Secure Cover outside of super on the following terms.

This option is available to you if you are not **on claim** and not eligible to make a claim when you exercise this option.

You must exercise this option before your Income Secure Protection Super ends.

We will offer Cover on general terms available at that time subject to the following:

- Income Secure Protection Super will convert to Income Secure Protection
- The new Cover outside super will have the same (subject to us still offering these features):
  - benefit period and waiting period that applied under your Income Secure Protection Super
  - **Cover expiry date** as your Income Secure Protection Super
  - **monthly amount insured** as applied under your Income Secure Protection Super on the date that Cover ceased.

Any medical or hazardous pursuits loadings or specific exclusions that apply to your Income Secure Protection Super will also apply to the converted Cover.

You must exercise this option before your Income Secure Protection Super expires by contacting us and completing the appropriate forms.

## Family Cover Pause



If the life insured's average **monthly income** decreases while pregnant or after they or their **spouse** have children, you can reduce the **monthly amount insured** to reflect the life insured's new average **monthly income** under Family Cover Pause. You can reduce the **monthly amount insured** by up to 70%, subject to a minimum **monthly amount insured** of \$1,000.

To be eligible to exercise this Family Cover Pause, you must have paid premiums for the previous 24 consecutive months and there must not be any outstanding premiums at the time.

The life insured can reinstate all or part of the **monthly amount insured** without medical underwriting when the life insured's **monthly income** increases. They can do this before the life insured's youngest child turns six.

To do so, we must receive the relevant completed form and financial evidence supporting the reinstated Cover. We must also receive a copy of the youngest child's birth certificate or adoption record.

The life insured must not be **on claim** or eligible to claim when exercising or reinstating Family Cover Pause.

We do not provide Cover or pay any benefits under this feature because of **illness** or **injury** that becomes **reasonably apparent** either:

- while Cover is paused, for the amount of Cover that is paused only
- in the first 90 days after each increase of Cover from Family Cover Pause, for the increased portion only.

The reduced **monthly amount insured** will continue to be adjusted under indexation, if applicable, while Cover is paused. Please see page 81.

Family Cover Pause is not available while Pregnancy Premium Waiver or Premium and Cover Suspension is activated.

## Increasing Income

Does not apply to occupation category R.



This feature allows the policy owner, or the life insured under OneCare Super, to increase the **monthly amount insured** and any Super Contribution Option with increases in the life insured's average **monthly income**, without medical underwriting.

An application may be made each year to increase the **monthly amount insured** at the policy anniversary. The increase applied for can be up to 15% of the **monthly amount insured** and any Super Contribution Option with all Income Secure policies after any indexation increase applicable on that policy anniversary has been applied.

However, the maximum individual increase available under this feature changes to \$1,000 across all Income Secure policies if the **monthly amount insured** for Income Secure Cover has not increased under this feature within three years of the policy starting.

The increase must be applied for within 30 days of the policy anniversary.

This feature can only be exercised if:

- the life insured is not **on claim** or eligible to claim
- the life insured was less than age 50 on the **Cover start date**
- the life insured is less than age 55 on the policy anniversary from which the increased Cover is to apply
- the **monthly amount insured** and any Super Contribution Option across all Income Secure Covers for the life insured, including the increase applied for, does not exceed \$30,000
- the Cover that is being increased is not a result of exercising a Continuation Option
- we issued the life insured's Cover without medical loadings greater than 50%, as shown on the Policy Schedule
- the sum of all increases in the **monthly amount insured** and any Super Contribution Option under this feature, including the increase applied for, do not exceed the original **monthly amount insured** and any Super Contribution Option at the **Cover start date**.

We must receive a completed Application Form and financial evidence supporting the increase in Cover. We must also receive confirmation the life insured is actively at work and expects their income to continue or increase.

### Indexation (while not on claim)

Applies to your Cover only if it is shown in the Policy Schedule.



If indexation applies, at each policy anniversary whilst the life insured is not **on claim**, the **monthly amount insured** and any Super Contribution Option for Income Secure Cover will automatically increase by the **indexation factor**. However, if the life insured is **on claim** or **totally disabled** on the policy anniversary, the **monthly amount insured** will not increase unless the Indexation (while on claim) Option applies. Please see page 84.

As the **monthly amount insured** increases, generally the premium may also increase. Payment of the premium will constitute your acceptance of the increase in Cover due to indexation.

The policy owner under OneCare, or the life insured under OneCare Super, can decline the increase in any year. They must do so by notifying us within 30 days of the policy anniversary.

The policy owner under OneCare, or the life insured under OneCare Super, can also tell us to stop indexation permanently.

However, if you later wish to reinstate indexation we may ask for medical information.

The increase will not apply to benefits payable where entitlement to the benefit arises from **illness** or **injury** that occurs before the policy anniversary.

### When indexation ends

We will cease to offer indexation for Income Secure Cover on the earlier of:

- the **Cover expiry date** shown on the Policy Schedule
- when the Pregnancy Premium Waiver is exercised. Indexation will recommence when the Pregnancy Premium Waiver ends
- when the Premium and Cover Suspension is exercised. Indexation will recommence when the Premium and Cover Suspension ends.

### Indexation factor

We determine the **indexation factor** each year based on the percentage increase in the Consumer Price Index (CPI). We use the CPI weighted average of eight capital cities combined, as published by the Australian Bureau of Statistics or its successor, for the 12 month period ending on 31 December each year. We apply the **indexation factor** from 1 May in the following year.

If there is no increase in CPI, then no increase will be offered.

If the CPI reduces over the relevant period, the **indexation factor** will be zero. Any subsequent increases in the CPI will first be offset against the previous reduction(s) in the CPI when we determine the next **indexation factor**.

If the CPI is not published, the **indexation factor** will be calculated from a comparable replacement index.

### Pregnancy Premium Waiver



If the life insured or their **spouse** becomes pregnant while their Income Secure Cover is in force, we will waive the premiums for up to a maximum of three months over the life of the policy.

Premiums may be waived during any period that:

- begins no earlier than the start of the life insured or their **spouse's** second trimester, and
- finishes no later than six months from the date of birth of the life insured's child.

This benefit will only apply if the Income Secure Cover under this policy has been continually in force for at least six months prior to the date the life insured or their **spouse** becomes pregnant and at the time of the application to waive premiums they are not working in any occupation.

You must notify us in writing when you wish to apply to waive premiums under this benefit and provide us with a certificate of the life insured or their **spouse's** pregnancy from a **medical practitioner**.

The Pregnancy Premium Waiver will end if the life insured returns to work (whether in their **primary occupation** or any other occupation) or when a total of three months of premiums have been waived over the life of the policy.

Pregnancy Premium Waiver is not available while Premium and Cover Suspension or Family Cover Pause is activated.

### Premium and Cover Suspension



You can suspend premiums and Cover for up to 6 months.

The Premium and Cover Suspension is only available if your Cover has been continuously in force since the commencement date and premiums have been paid for at least the previous 24 consecutive months. We will suspend premiums and Cover for a maximum of 6 months from the time the application is accepted by us in writing and a maximum of 24 months over the life of the policy.

Cover may only be reinstated upon application and after we have received the next premium. If you do not apply to reinstate the Cover within 6 months, the policy will be cancelled.

If you are suffering from, or have symptoms of, an **illness** or **injury** which developed or became **reasonably apparent** during the period of suspension, at the time the Cover is reinstated, no benefit is payable for any subsequent claim affected by that symptom, **illness** or **injury**.

Premium and Cover Suspension is not available while Pregnancy Premium Waiver or Family Cover Pause is activated.

Living Expense Cover
Business Expense Cover
Income Secure Cover
Extra Care Cover
Child Cover
Continuous Care Cover
Trauma Cover
Total and Permanent Disability Cover
Life Cover

## Waiting Period Conversion



This feature allows the policy owner, or life insured under OneCare Super, to apply to change a life insured's waiting period from 2 years to 90 days without medical evidence. This application can be made when the life insured ceases to be covered under a group salary continuance (GSC) scheme or similar arrangement.

The scheme or arrangement must have been provided by an employer and issued by a life company registered in Australia.

The application must be made within 30 days after the Cover under the GSC scheme ceases.

Apart from medical history, we will assess all aspects of the life insured's history to determine whether we can offer to convert the waiting period and if so, the conditions which may apply.

We may reject the application to convert when we assess the evidence and information against our then current standard underwriting guidelines.

Or instead, we may accept the conversion, but require a change to the life insured's occupation category or **monthly amount insured**.

You must provide confirmation the life insured:

- ceased to be covered under a GSC scheme or similar arrangement provided by an employer and issued by a life company registered in Australia
- is actively at work in their occupation and expects their **monthly income** to continue at or above the same level as when leaving the GSC scheme
- has not left the **employment** for which Cover under the GSC scheme was provided due to **illness** or **injury**
- has not, and is not eligible to, claim under Income Secure Cover
- has not, and is not eligible to, claim under the GSC scheme or any other policy providing disability income insurance
- has not received a **TPD benefit** from any life insurer
- has not, and does not intend to, claim a **TPD benefit** with any life insurer.

This option to convert the waiting period expires at the policy anniversary when the life insured is age 55.

This benefit does not apply if it is part of a transfer from another OnePath product or this policy is issued as part of a continuation option unless it has been fully underwritten.

## Waiver of Premium (while on claim)



We will waive the premiums for Income Secure Cover for the life insured for the time the life insured is either:

- **on claim** under Income Secure Cover
- **disabled** after the waiting period and otherwise eligible for a benefit under Income Secure Cover before we apply benefit reductions. Please see page 75.

If we waive a premium for the Income Secure Cover, we will also refund the premium for the Income Secure Cover paid during the waiting period.

If you have a 2 year waiting period from the policy anniversary when you are age 63, we will waive the premiums due until the end of your policy, to reflect the fact that you will not be able to make a new claim. The policy will remain in force so that you are still covered for a recurring claim or in case you have a waiting period underway. We will waive any premium due in the last 24 months of the policy.

## Extra Cost Options

Income Secure Cover offers the following options at extra cost. These options will increase your premium.

Not all options are available under all waiting periods or occupation categories. This PDS explains where an option is not available.

You should consider which of the options are important to you.

### Super Contribution Option

Applies to your Cover only if it is shown on the Policy Schedule.

Not available to occupation category R.



We will pay an amount under the Super Contribution Option when you qualify for a benefit because the life insured is either **totally** or **partially disabled**.

The amount payable is in proportion to the **monthly amount insured** we are paying while you are **on claim**, as follows:

$$\frac{\text{Monthly amount insured payable}}{\text{Monthly amount insured}} \times \text{Super Contribution Option amount}$$

Using the examples as shown on page 76, here is how the Super Contribution Option would be calculated:

	This example below shows the total disability benefit based on the life insured having the same earnings at the time of application and prior to claim being \$10,000:	This example below shows the partial disability benefit based on the life insured having the same earnings at the time of application and prior to claim being \$10,000, and is working to full capacity:
Monthly amount insured	\$7,000	\$7,000
As calculated on page 76, we pay:	\$6,500 <b>monthly amount insured payable</b>	\$5,100 <b>monthly amount insured payable</b>
Total income received for the month from all sources	From this policy: \$6,500 <b>Other payments</b> received \$500 Total: \$7,000	From this policy: \$5,100 <b>Other payments</b> received \$500 <b>Monthly income:</b> \$2,000 Total: \$7,600
<b>Amount payable if the Super Contribution Option is shown on your Policy Schedule</b>		
Super Contribution Option	\$1,150	\$1,150
Proportion paid based on:		
$\frac{\text{Monthly amount insured payable}}{\text{Monthly amount insured}} \times \text{Super Contribution Option amount}$	$\frac{\$6,500}{\$7,000} \times \$1,150$	$\frac{\$5,100}{\$7,000} \times \$1,150$
Amount paid to the nominated superannuation fund	\$1,067	\$837

The maximum we pay each month is the lower of these two amounts:

- the average monthly superannuation contributions made by the life insured or on behalf of the life insured by an employer in the 12 months before being on claim
- the Super Contribution Option amount as shown on the Policy Schedule.

Indexation (while not on claim), Increasing Income benefit and Indexation (while on claim) Option, if selected, apply to the Super Contribution Option.

If this benefit becomes payable, it is payable to a complying superannuation fund of your choice.

This Super Contribution Option expires at the policy anniversary when the life insured is age 65.

### Day 14 Accident Option

Applies to your Cover only if it is shown on the Policy Schedule.

This option is not available to waiting periods other than 30 days, or to a life insured with occupation category R.



We pay a benefit under the Accident Option if, as a result of an **injury**, the life insured is **totally disabled** for 14 consecutive days from the start of the waiting period. The **total disability** must have commenced within 30 days of the date of the **injury**.

If the life insured has Income Secure Protection Super, the life insured must also have either, as a result of **illness** or **injury**:

- ceased to be **gainfully employed**
- ceased for at least one day to receive gain or reward under a continuing arrangement to be **gainfully employed**.

The Accident Option is only available if the life insured's waiting period is 30 days.

The amount we pay is 1/30 of the **monthly amount insured payable** for each day the life insured is **totally disabled** during the waiting period.

We pay this benefit during the waiting period and is paid monthly. Benefits are generally paid two weeks in arrears and two weeks in advance.

- Living Expense Cover
- Business Expense Cover
- Income Secure Cover
- Extra Care Cover
- Child Cover
- Continuous Care Cover
- Trauma Cover
- Total and Permanent Disability Cover
- Life Cover

The Accident Option expires at the policy anniversary when the life insured is age 65.

### Indexation (while on claim) Option

Applies to your Cover only if it is shown on the Policy Schedule.



Under the Indexation (while on claim) Option we will increase the **monthly amount insured** and any Super Contribution Option annually by the **indexation factor** for every 12 months that the life insured is **on claim**.

When the life insured ceases to be **on claim**, the **monthly amount insured** and any Super Contribution Option for their Income Secure Cover will be the **monthly amount insured** that applied on the policy anniversary before they ceased being **on claim**.

This option expires at the policy anniversary when the life insured is age 65 for all Covers.

### Severity Booster Option

Applies to 30 days waiting period only if it is shown on the Policy Schedule.



We will pay the Severity Booster if the life insured meets the conditions explained under either the **'Trauma event'** or **'Hospitalised during the waiting period'** sections. We will only pay the Severity Booster benefit once, for the same period where it would otherwise be possible to qualify under both sections.

This benefit does not increase any Super Contribution Option amount payable.

#### 'Trauma event'

We will boost the **monthly amount insured payable** by 20% for the first 6 months **on claim** if the life insured suffers any of the following trauma conditions and is **disabled** after the waiting period ends:

- Burns (severe),
- Invasive cancer (of stage 3 or 4), or
- Leukaemia, lymphoma and blood related cancers (of stage 3 or 4).

#### 'Hospitalised during the waiting period'

If the life insured is hospitalised for at least 10 consecutive days for an **illness** or **injury** during the waiting period and is **disabled** after the waiting period ends, we will boost the **monthly amount insured payable** by 20% for the first month **on claim**.

If the life insured remains in hospital after the first month **on claim**, we will boost the **monthly amount insured payable** by 20% for each day the life insured is in hospital for up to 5 months.

## When Income Secure Cover ends

Income Secure Cover for a life insured will end and your eligibility for any benefit under Income Secure Cover will cease automatically on the earliest of the:

- policy anniversary when the life insured is age 65
- **Cover expiry date** for the Income Secure Cover shown on the Policy Schedule
- if we receive notification to cancel the Cover from the policy owner, or the life insured under OneCare Super, the end of the period of cover you have paid premiums for, adjusted for any premium refunds payable
- date we lawfully cancel and/or avoid the Cover
- date we cancel the policy for non-payment of premiums. We will write to the policy owner, or the life insured under OneCare Super, at least 30 days before and provide the opportunity to pay the overdue premium before we cancel the policy
- date the life insured ceases to be a member of the master trust – if the policy owner is the trustee of an external master trust
- for OneCare Super, and subject to the option to continue Income Secure Cover outside of super as explained below, the date the life insured:
  - ceases to be a member of the Fund, or
  - is no longer able to make super contributions, or rollover or transfer existing super amounts, into OneCare Super
- date the life insured dies.

### You may be able to continue cover

You can apply without further underwriting, to continue Income Secure Protection outside super if your Income Secure Protection Super ceases. Please see page 80 for details.

# BUSINESS EXPENSE COVER

You know how much your **business** needs you.

This Cover is especially designed for business owners, sole traders and partnerships.

It pays a monthly benefit to help cover fixed **business expenses** if the life insured is **totally** or **partially disabled** – helping the **business** stay afloat.

## Choosing the right Cover

This section explains the benefits, features and options of the Business Expense Cover we offer.

You can tailor your Business Expense Cover by choosing:

- the amount of your Cover
- the waiting period
- any extra cost options you need.



Your premium will depend on your choices.

It is important to choose Cover that is right for you, considering your individual circumstances such as your income and day-to-day expenses.





## Benefits and features snapshot

We offer Business Expense Cover with the following benefits, features and options, which we explain in the following sections of this PDS:


### Key benefits

Policy ownership	Benefit	Page
	Total Disability Benefit	87
	Partial Disability Benefit	88

### Standard features

Policy ownership	Feature	Page
	Increasing Expenses	89
	Premium Break	90
	Waiver of Premium	90
	Indexation (while not on claim)	90

### Options available at extra cost

Policy ownership	Option	Page
	Day 14 Accident Option	90

## Important features of Business Expense Cover

### Available only outside super



You can only hold Business Expense Cover in a policy held outside super.

### When Cover starts

Business Expense Cover for a life insured starts on the **Cover start date** for Business Expense Cover set out in the Policy Schedule.

### The life insured must meet entry conditions

Please see page 16 for details of minimum and maximum entry ages and other eligibility conditions for a life insured under Business Expense Cover.

### Limits on the amount of Cover apply

Please see page 15 for details of the minimum and maximum amounts of Business Expense Cover you can apply for.

### Variable age-stepped premiums only

Business Expense Cover is only available with variable age-stepped premiums. Please see page 113 for further details.

### We pay one benefit at a time

We only pay one **monthly amount insured payable** at a time for a life insured. This is so even if the life insured suffers more than one **illness** or **injury** that causes **total** or **partial disability**.

A separate waiting period applies for each **illness** or **injury** for which a claim can be made, unless it is a **recurring claim**. Please see page 87.

### We do not pay in some circumstances

Despite anything else in this PDS, we do not pay a benefit under Business Expense Cover in some circumstances. Please see from page 17.

### Cover continues during unemployment

Business Expense Cover will continue while the life insured is **unemployed**. However, a benefit may not be payable if the life insured does not incur **business expenses**.

Further, after 12 months of **unemployment**, the definition of '**primary occupation**' used in determining whether the life insured is **totally disabled** or **partially disabled** will change, unless the life insured is **unemployed** because of an **illness** or **injury** for which they are **on claim**. Please see page 109 for the definition of '**primary occupation**'.

### The Policy Schedule will show the Cover you have

The Policy Schedule will show if Business Expense Cover applies to a life insured and if so:

- the **monthly amount insured**
- the benefit payment type
- the waiting period chosen
- the benefit period
- the life insured's occupation category
- any extra cost options chosen.

### Some terms depend on the life insured's occupation category

Some of the terms of Business Expense Cover vary according to the occupation category of the life insured, as indicated throughout this section of this PDS. The following table provides a general description of the types of occupations we classify under each occupation category and is a guide only. Your financial adviser can tell you how we may classify the occupation of each proposed life insured, and we will confirm the classification when we assess your application. The occupation category for each life insured will also be shown on your Policy Schedule. If the life insured's occupation changes after we issue the Policy Schedule, you may apply to change the occupation category. A new occupation category will only apply if we accept the application for the change, and issue a new Policy Schedule. Business Expense Cover is not available for employees.

Occupation category	Description
A	<b>Legal industry</b> (e.g. lawyer, solicitor). Qualified legal professionals who require membership of a professional or government body in order to practise their occupation.
C	<b>Community professionals</b> Non-manual workers who are employed by 'not-for-profit' organisations.
D	<b>Medical/dental</b> (e.g. doctor, dentist). Qualified medical professionals who require membership of a professional or government body in order to practise their occupation.
E	<b>Executive</b> Senior white collar workers with salary packages in excess of \$100,000 p.a. who do not perform any manual work.
F	<b>Finance industry consultants</b> (e.g. insurance adviser/broker, investment adviser). Qualified financial professionals who require membership of a professional or government body to practise their occupation.
H	<b>Heavy trades</b> (e.g. qualified wall/floor tiler, glazier). Skilled or semi-skilled manual workers and heavy machinery operators who are not exposed to high risk via accidents or health hazards.
HH	<b>Heavy duties</b> (e.g. bulldozer driver, forklift driver). Skilled or semi-skilled manual workers and heavy machinery operators who may be exposed to high risk via accidents or health hazards.
I	<b>Indoor sedentary</b> (e.g. administrative worker, travel consultant). Clerical or administrative white collar workers who do not perform any manual work, or salespeople not involved with deliveries.
L	<b>Light trade</b> (e.g. qualified printer, hairdresser). Certain skilled technicians involved in light manual work and proprietors in some non-hazardous industries.
M	<b>Mobile professionals</b> (e.g. advertising sales representative, cafe proprietor, beautician). Occupations particularly associated with the service sector, travelling or significant 'standing' but no heavy duties.
P	<b>Qualified professionals</b> (e.g. architect, pharmacist). Qualified professionals include: <ul style="list-style-type: none"> <li>• professional white collar workers with university qualifications</li> <li>• individuals employed by an independent employer who are executives or senior managerial white collar workers with salary packages in excess of \$150,000 p.a. We will also consider working directors of their own companies, provided: <ul style="list-style-type: none"> <li>• they have a structured salary package in excess of \$150,000 p.a.</li> <li>• their business has been established more than two years</li> <li>• their duties are totally sedentary.</li> </ul> </li> </ul>
S	<b>Skilled technicians/trade supervisors</b> (e.g. dental hygienist, qualified locksmith). Certain skilled technicians and supervisors of blue collar workers, whose supervising duties may include less than 10% of their time spent performing light manual work.
T	<b>Trades</b> (e.g. electrician, qualified plumber). Fully qualified licensed tradespeople. Details of qualifications must be provided.

## Key benefit — Total Disability Benefit

This section explains the key benefits under Business Expense Cover.

### When we pay

We pay the **Total Disability Benefit** if the life insured:

- meets the conditions in the table 'Eligibility Conditions for **Total Disability** and **Partial Disability Benefit**' in the adjacent column, unless the waiting period is waived for a recurring claim. Please see page 87,
- has been continuously **totally disabled** since the end of the waiting period,
- is **totally disabled** solely due to **illness** or **injury**, and
- is **actively participating in any reasonable rehabilitation program**.

We pay the **Total Disability Benefit**:

- if the life insured's **disability** occurs while their Business Expense Cover is in force
- after completion of the waiting period
- monthly in arrears. However, the **total disability benefit** is paid 15 days after the waiting period ends, provided claim requirements are met, and monthly after that. Benefits for **total disability** are generally paid two weeks in arrears and two weeks in advance
- for the duration of the benefit period, unless we stop paying earlier, please see the adjacent column.

The diagram below shows how the waiting period and payment timing work:

Total disability starts	Eligibility for benefit completed	We start to pay benefit
▼	▼	▼
<b>Waiting period</b>		<b>One month</b>
We do not pay the <b>Total Disability Benefit</b> during the waiting period.		We pay monthly in arrears.

### When we stop paying

We stop paying the **Total Disability Benefit** on the earlier of the:

- end of the benefit period of 12 months, or if we have agreed, the later date when we have paid 12 times the **monthly amount insured** in total. Please see page 88.
- **Cover expiry date** shown on the Policy Schedule
- date the life insured is no longer **disabled**
- date the life insured dies
- date on which the Business Cover ends or is cancelled. Please see page 91.

**Table: Eligibility conditions for Total Disability and Partial Disability Benefit**

The life insured's occupation category, shown on the Policy Schedule	Condition
All occupation categories except H, HH or R	The life insured has been: <ul style="list-style-type: none"> <li>• <b>totally disabled</b> for seven out of 12 consecutive days during the waiting period, and</li> <li>• <b>disabled</b> for the remainder of the waiting period</li> </ul>
H or HH	The life insured has been <b>totally disabled</b> for 30 consecutive days during the waiting period

### What 'totally disabled' means

A life insured is **totally disabled** if they are **following the advice of a medical practitioner** in relation to an **illness** or **injury** for which they are claiming and solely due to that **illness** or **injury**:

- is not working in their **primary occupation** or any other **gainful occupation**, and
- has no capacity to do each and every **important income producing duty** of their **primary occupation**.

### Waiting period

The waiting period is the period the life insured must wait before the benefit period starts.

You can choose one of the following waiting periods:

- 30 days
- 60 days
- 90 days.

You can choose to split the total monthly benefit between waiting periods.

The waiting period starts the day the life insured consults a **medical practitioner** and receives advice confirming **disability**.

The Policy Schedule will show the waiting period that applies to your Cover.

### Longer waiting period lowers premium

The waiting period affects the premium. The longer the waiting period, the more affordable the premium.

Some benefits are payable during the waiting period. If so, we will tell you in the relevant sections of this PDS.

### Separate waiting period for each illness or injury

Unless you have a **recurring claim**, a separate waiting period applies for each **illness** or **injury** of the life insured that causes **disability** for which you can claim under this Cover. Please see below for information about **recurring claims**.

### Recurring claims

If you claim due to the same or related **illness** or **injury** which caused a previous successful claim, we can treat the

- Living Expense Cover
- Business Expense Cover
- Income Secure Cover
- Extra Care Cover
- Child Cover
- Continuous Care Cover
- Trauma Cover
- Total and Permanent Disability Cover
- Life Cover

subsequent claim as a continuation of the previous claim or as a separate claim.

We will treat the subsequent claim as a continuation of the previous claim and waive the waiting period, if the **illness** or **injury** recurs within six months of the date the life insured was last **on claim**.

We will treat the subsequent claim as a separate claim and apply a new waiting period if both the:

- **illness** or **injury** recurs after six months from the date the life insured was last **on claim**
- life insured has returned to full-time work for at least six continuous months.

### Benefit period

The benefit period is the maximum period of time that we will pay a benefit for any one **illness** or **injury** while the life insured is **totally** or **partially disabled**.

The benefit period is 12 months.

The benefit period starts at the end of the waiting period and can continue for 12 months.

A separate benefit period applies for each **illness** or **injury** for which you can claim under this Cover, unless it is a **recurring claim**.

If we treat a claim as a **recurring claim** and waive the waiting period, we will also reduce the benefit period by any previous periods for which we paid benefits for that **illness** or **injury**. Please see page 87 for details of **recurring claims**.

If we treat a claim as a separate claim and apply a new waiting period, then the benefit period recommences.

If at the end of the 12 month benefit period we have paid an amount less than 12 times the **monthly amount insured** shown on the Policy Schedule, we may extend the benefit payment period.

The extension may be up to 12 months provided the life insured is still **disabled**. However, we will not extend beyond the **Cover expiry date**. We will also not pay a total amount greater than 12 times the **monthly amount insured** shown on the Policy Schedule.

### The amount we pay

The amount of the **Total Disability Benefit** we pay for a life insured is the '**monthly amount insured payable**' as at the date that entitlement to the **Total Disability Benefit** arises.

The policy owner can choose to split the total monthly benefit between waiting periods.

The **monthly amount insured payable** depends on the **monthly amount insured** shown on the Policy Schedule.

This amount is based on the life insured's **business expenses**. You must provide evidence when you apply. Your submitted claim should be legible, unaltered and include evidence that supports your claim. If the information you provide to us is insufficient for any reason, we will let you know why that is and will discuss with you what alternative documents may need to be provided.

The **monthly amount insured** will be increased under indexation, if applicable. Please see page 90.

### Indemnity benefit payment type

Under the indemnity benefit payment type, we calculate the **monthly amount insured payable** in two steps.

Firstly, we calculate the lesser of the following:

- the **monthly amount insured** shown on the Policy Schedule
- the life insured's share of the **business expenses** which are incurred while the life insured is **disabled**.

We then reduce the amount calculated above if certain 'other payments' are received while **on claim**. Please see the section 'Amount we pay reduced by other payments' below for more details. This resultant sum is the '**monthly amount insured payable**'.

Under the indemnity benefit payment type, the **monthly amount insured payable** at claim time may be less than the **monthly amount insured** shown on your Policy Schedule. This will be the case if the life insured's share of **business expenses** decreases after the Cover commences.

We must receive receipts of the relevant **business expenses** incurred before we will pay the **Total Disability Benefit**.

We will apportion pre-paid or accrued **business expenses**, or **business expenses** which are paid or payable in a lump sum, over the period to which they relate.

If more than one person generates income in the life insured's **business**, we determine the life insured's share of **business expenses** using the same proportion as their share of **business income** before claim. However, we may agree to divide the **business expenses** differently.

You must provide financial evidence that is legible and unaltered so we can determine the life insured's **business expenses** when you apply and at claim time. If the information you provide to us is insufficient for any reason, we will let you know why that is and will discuss with you what alternative documents may need to be provided.

### We pay pro-rata if the payment period is less than a month

If a payment period is less than a month, we pay 1/30 of the **Total Disability Benefit** for each day of the period.

### Amount we pay reduced by other payments

We reduce any benefit payable under Business Expense Cover by the amount of any business expense benefits you or the life insured receive from other insurance policies for the life insured's **illness** or **injury**.

## Key benefit – Partial Disability Benefit

### When we pay

We pay the **Partial Disability Benefit** if the life insured:

- meets the conditions in the table 'Eligibility Conditions for **Total Disability** and **Partial Disability Benefit**'. Please see page 87, unless the waiting period is waived for a recurring claim. Please see page 87,
- has been continuously **partially disabled** since the end of the waiting period,
- is **partially disabled** solely due to **illness** or **injury**, and
- is **actively participating in any reasonable rehabilitation program**.

We pay the **Partial Disability Benefit**:

- if the life insured's **disability** occurs while the Business Expense Cover is in force
- after completion of the waiting period. Please see page 87
- monthly in arrears, with the first payment occurring one month after the end of the waiting period
- for the duration of the benefit period, unless we stop paying earlier as explained next. Please see below.

The diagram below shows how the waiting period and payment timing work:

Partial disability starts ▼	Eligibility for benefit completed ▼	We start to pay benefit ▼
Waiting period We do not pay the <b>Partial Disability Benefit</b> during the waiting period.		One month We pay monthly in arrears.

### When we stop paying

We stop paying the **Partial Disability Benefit** on the earlier of the:

- end of the benefit period of 12 months, or if we have agreed, the later date when we have paid 12 times the **monthly amount insured** in total. Please see page 88.
- **Cover expiry date** for Business Expense Cover shown on the Policy Schedule
- date the life insured is no longer **partially disabled**
- date the life insured dies
- date on which the Business Expense Cover ends or is cancelled.

### What 'partial disability' means

A life insured is **partially disabled** if they are and solely due to that **illness** or **injury**:

- has capacity to work at reduced hours or work the same hours but in a restricted capacity in their **primary occupation**, or
- is unable to do each and every **important income producing duty** of their **primary occupation** (but is not **totally disabled**).

### The amount we pay

We calculate the **Partial Disability Benefit** as follows:

$$\frac{(A - B) \times C}{A}$$

where:

A = the life insured's share of **pre-claim business income**

B = the life insured's share of **business income** for the month in which they are **partially disabled**.

If the life insured is **partially disabled** and not working to their capability for reasons other than **illness** or **injury** and this continues for at least three months, we will calculate differently. We will calculate 'B' as the life insured's share of **business income** they could reasonably be expected to earn if they were working to the extent of their capability.

To determine this, we consider available medical evidence, including the opinion of the life insured's **medical practitioner**. We will also consider any other relevant factors

directly related to the life insured's medical condition, including information they provide.

If we are already paying benefits, we will notify you 30 days before we adjust future payments because we change how we calculate 'B':

'B' must be less than the amount of 'A'. If 'B' is negative in a month, we will treat 'B' as zero.

C = the **monthly amount insured payable**, as if the life insured was **totally disabled**.

### We pay pro-rata if the payment period is less than a month

If a payment period is less than a month, we pay 1/30 of the **Partial Disability Benefit** for each day of the period.

## Standard features

Business Expense Cover includes several standard features, which we explain in this section. These features apply to all Business Expense Cover unless we state otherwise.

### Increasing Expenses



This feature allows you to increase the **monthly amount insured** without medical underwriting in line with increases in the life insured's average monthly **business expenses**.

You may increase the **monthly amount insured** each year on the policy anniversary. You must apply for the increase within 30 days of the policy anniversary.

The increase applied for can be up to 15% of the **monthly amount insured** after any indexation increase applicable on that policy anniversary is applied.

However, the maximum individual increase available under this feature changes to \$1,000 if you have not increased the **monthly amount insured** under this feature within three years of the **Cover start date**.

The feature can only be exercised if:

- the life insured is not **on claim** or eligible to claim
- the life insured was less than age 50 at the **Cover start date**
- the life insured is less than age 55 on the policy anniversary from which the increased Cover is to apply
- the **monthly amount insured** across all Business Expense Cover for the life insured, including the increase applied for, does not exceed \$60,000
- we issued the life insured's Business Expense Cover without medical loadings greater than 50%, as shown on the Policy Schedule
- the sum of all increases to the **monthly amount insured** under this feature, including the increase applied for, do not exceed the original **monthly amount insured** at the **Cover start date**.

You must provide a completed Application Form and financial evidence supporting the increase in Cover. You must provide evidence the life insured is conducting **business** as a sole trader, partnership or working director. You must also confirm the life insured is actively at work and expects their **business income** and personal income (**monthly income**) to continue or increase.

- Living Expense Cover
- Business Expense Cover
- Income Secure Cover
- Extra Care Cover
- Child Cover
- Continuous Care Cover
- Trauma Cover
- Total and Permanent Disability Cover
- Life Cover

## Premium Break



If the life insured ceases to own or operate a **business** for which they had Business Expense Cover, you can request to pause paying premiums for up to 12 consecutive months. You will have the option to recommence Cover at the end of the 12 month period.

You must request the Premium Break within 30 days after the life insured ceases to own or operate the **business**.

To be eligible to exercise Premium Break, you must have paid premiums for the previous 24 consecutive months and there must not be any outstanding premiums when the Premium Break is activated.

We do not pay any benefits under Business Expense Cover or increase the **monthly amount insured** under indexation while the Premium Break is activated.

If other Cover is in force for the life insured, we will continue to charge the premiums for the other Cover.

The Premium Break will automatically cease after 12 consecutive months and we will notify you 30 days before it does. If you do not request to recommence the Business Expense Cover within 30 days, the Cover will end.

You can apply to stop the Premium Break, and recommence Business Expense Cover, after the Premium Break has been in place for three months, and before the end of the 12 months. Cover will not resume unless we approve the application and receive the premium.

We calculate the premium payable when Cover resumes based on the life insured's age and **monthly amount insured** on the last policy anniversary.

We do not provide Cover or pay any benefits for **illness** or **injury** that becomes **reasonably apparent** while premiums are being paused or in the first 90 days after Cover resumes from a Premium Break.

## Waiver of Premium



We will waive the premiums for Business Expense Cover for the life insured for the time the life insured is either:

- **on claim** under Business Expense Cover
- **disabled** after the waiting period and otherwise eligible for a benefit under Business Expense Cover before we apply benefit reductions.

If we waive a premium for the Business Expense Cover we will also waive the premium for Cover during the waiting period.

## Indexation (while not on claim)

Applies to your Cover only if it is shown in the Policy Schedule.



If indexation applies, at each policy anniversary the **monthly amount insured** for Business Expense Cover will automatically increase by the **indexation factor**. However, if the life insured

is **on claim** or **totally disabled** on the policy anniversary, the **monthly amount insured** will not increase.

As the **monthly amount insured** increases, the premium may also increase. Payment of the premium will constitute your acceptance of the increase in Cover due to indexation.

You can decline the increase in any year by notifying us within 30 days of the policy anniversary.

You can also tell us to stop indexation permanently. However, if you wish to reinstate indexation we may ask for medical information.

## When indexation ends

We will cease to offer indexation for Business Expense Cover on the earlier of:

- the **Cover expiry date** shown on the Policy Schedule
- when the Premium Break is exercised. Please see the adjacent column.

## Indexation factor

We determine the '**indexation factor**' each year based on the percentage increase in the Consumer Price Index (CPI). We use the CPI weighted average of eight capital cities combined, as published by the Australian Bureau of Statistics or its successor, for the 12 month period ending on 31 December each year. We apply the **indexation factor** from 1 May in the following year.

If there is no increase in CPI, then no increase will be offered.

If the CPI reduces over the relevant period, the **indexation factor** will be zero. Any subsequent increases in the CPI will first be offset against the previous reduction(s) in the CPI when we determine the next **indexation factor**.

If the CPI is not published, the **indexation factor** will be calculated from a comparable replacement index.

## Extra cost options

Business Expense Cover offers the following options at extra cost. You should consider which of the options are important to you.

These options will increase your premium.

If you purchase an extra cost option, the Policy Schedule will state that it applies to your Cover. An extra cost option will not apply to your Cover unless it is stated in the Policy Schedule.

## Day 14 Accident Option

Applies to Cover for a life insured only if it is shown in the Policy Schedule.

This option is not available under Business Expense Cover with waiting periods other than 30 days.



We pay a benefit under the Day 14 Accident Option if, as a result of an **injury**, the life insured is **totally disabled** for 14 consecutive days from the start of the waiting period. The **total disability** must have commenced within 30 days of the date of the **injury**.

This option is only available if the life insured's waiting period is 30 days.

The amount we pay under this option is 1/30 of the **monthly amount insured payable** for each day the life insured is **totally disabled** during the waiting period.

We pay this benefit during the waiting period.

## When Business Expense Cover ends

Business Expense Cover for a life insured will end and your eligibility for any benefit under Business Expense Cover will cease automatically on the earliest of the:

- policy anniversary when the life insured is age 65
- **Cover expiry date** for Business Expense Cover shown on the Policy Schedule
- if we receive notification to cancel the Cover from the policy owner, the end of the period of cover you have paid premiums for, adjusted for any premium refunds payable
- date we lawfully cancel and/or avoid the Cover
- date we cancel the policy for non-payment of premiums. We will write to the policy owner at least 30 days before and provide the opportunity to pay the overdue premium before we cancel the policy
- end of the Premium Break unless you recommence the Cover
- date the life insured dies.

Living Expense Cover
<b>Business Expense Cover</b>
Income Secure Cover
Extra Care Cover
Child Cover
Continuous Care Cover
Trauma Cover
Total and Permanent Disability Cover
Life Cover

# LIVING EXPENSE COVER

Living Expense Cover is designed for people who are not eligible for Income Secure Cover. This is usually because they do not have an income, such as home-makers and retirees, or because they work part-time or casually.

This Cover pays an agreed monthly benefit if the life insured is **significantly disabled**. This money could be used for meeting financial obligations, home adjustments and maintaining lifestyle.

## Choosing the right Cover

This section explains the benefits and features of the Living Expense Cover we offer.

You can tailor your Living Expense Cover by choosing the:

- amount of your Cover
- waiting period
- benefit period.


Your premium will depend on your choices.

It is important to choose Cover that's right for you, considering your individual circumstances such as your day-to-day expenses and your lifestyle goals for the future.

## Benefits and features snapshot

We offer Living Expense Cover with the following benefits and features, which we explain in the following sections of this PDS:



### Key benefits

Policy ownership	Benefit	Page
	Living Expense Benefit	93

### Additional benefits

Policy ownership	Benefit	Page
	Specific Injury Benefit	95

### Standard features

Policy ownership	Feature	Page
	Waiver of Premium	95
	Indexation	96

## Important features of Living Expense Cover

### Available only outside super



You can only hold Living Expense Cover in a policy held outside super.

### When Cover starts

Living Expense Cover for a life insured starts on the **Cover start date** for Living Expense Cover set out in the Policy Schedule.

### The life insured must meet entry conditions

Please see page 16 for details of minimum and maximum entry ages and other eligibility conditions for a life insured under Living Expense Cover.

### Limits on the amount of Cover apply

Please see page 15 for details of the minimum and maximum amounts of Living Expense Cover you can apply for.

### Variable age-stepped premiums only

Living Expense Cover is only available with variable age-stepped premiums.

### We pay one benefit at a time

We only pay one monthly Living Expense Benefit at a time for a life insured. This is so even if the life insured suffers more than one **illness** or **injury** that causes a **significant disability**.

A separate waiting period applies for each **illness** or **injury** for which you can claim, unless it is a **recurring claim**. Please see page 93.

### We do not pay in some circumstances

Despite anything else in this PDS, we do not pay a benefit under Living Expense Cover in some circumstances. Please see from page 17.

**The Policy Schedule will show the Cover you have**

The Policy Schedule will show if you have Living Expense Cover and if so the:

- **monthly amount insured**
- waiting period chosen
- benefit period chosen.

**Key benefit – Living Expense Benefit**

This section explains the key benefit under Living Expense Cover.

**When we pay**

We pay the Living Expense Benefit if the life insured is **significantly disabled** due to **illness** or **injury** and has been continuously and **significantly disabled** both:

- during the waiting period.
- since the end of the waiting period, unless claiming as **recurring claim**.

We pay the Living Expense Benefit:

- if the life insured’s **disability** occurs while their Living Expense Cover is in force
- after completion of the waiting period
- 15 days after the waiting period ends, provided that claim requirements are met and monthly after that. The Living Expense Benefit is generally paid two weeks in arrears and two weeks in advance
- during the benefit period. Please see the following page for more details.

The diagram below shows how the waiting period and payment timing work:

Significant disability starts ▼	Eligibility for benefit completed ▼	We start to pay benefit ▼
<p><b>Waiting period</b></p> <p>We do not pay the <b>Living Expense Benefit</b> during the waiting period.</p>		<p>15 days after the waiting period ends and monthly after that.</p>

**When we stop paying**

We stop paying the Living Expense Benefit on the earlier of the:

- end of the benefit period shown on the Policy Schedule
- **Cover expiry date** for Living Expense Cover shown on the Policy Schedule
- date the life insured stops being **significantly disabled**
- date the life insured dies
- date the Living Expense Cover is cancelled.

**Waiting period**

The waiting period is the period the life insured must wait before the benefit period starts.

You can choose one of the following available waiting periods:

- 30 days
- 90 days
- 1 year
- 2 years.

The waiting period starts the day the life insured consults a **medical practitioner** and receives advice confirming **significant disability**.

The Policy Schedule will show the waiting period that applies to your Cover.

**Longer waiting period lowers premium**

The waiting period affects the premium. The longer the waiting period, the more affordable the premium.

Some benefits are payable during the waiting period.

If so, we will tell you in the relevant sections of this PDS.

**Separate waiting period for each illness or injury**

Unless you have a **recurring claim**, a separate waiting period applies for each **illness** or **injury** of the life insured which causes **significant disability** for which you can claim under this Cover. **Recurring claims** are explained below.

**Recurring claims**

If you claim due to the same or related **illness** or **injury** which caused a previous successful claim, we can treat the subsequent claim as a continuation of the previous claim or as a separate claim.

We will treat the subsequent claim as a continuation of the previous claim and waive the waiting period, if the **illness** or **injury** recurs within 12 months of the date the life insured was last **on claim**.

We will treat the subsequent claim as a separate claim and apply a new waiting period if the **illness** or **injury** recurs after 12 months from the date the life insured was last **on claim**.

- Living Expense Cover
- Business Expense Cover
- Income Secure Cover
- Extra Care Cover
- Child Cover
- Continuous Care Cover
- Trauma Cover
- Total and Permanent Disability Cover
- Life Cover

### Benefit period

The benefit period is the maximum period of time that we will pay a benefit for any one **illness** or **injury** while the life insured is **significantly disabled**.

The benefit period starts at the end of the waiting period.

You can choose one of the following available benefit periods:

- 2 years
- to age 65
- to age 80.

However, the 'to age 65' benefit period is not available to a life insured who commences Living Expense Cover after age 60.

The Policy Schedule will show the benefit period that applies for the Cover.

If we treat a claim as a **recurring claim** and waive the waiting period, we will also reduce the benefit period by any previous periods for which we paid benefits for that **illness** or **injury**. Please see the previous page for details of **recurring claims**.

If we treat a claim as a separate claim and apply a new waiting period, then the benefit period recommences.

### Shorter benefit period lowers premium

The benefit period affects your premium. The shorter the benefit period, the more affordable the premium.

### The amount we pay

The amount of the Living Expense Benefit we pay for a life insured is the **monthly amount insured payable** as at the date entitlement to the Living Expense Benefit arises.

The **monthly amount insured payable** is the **monthly amount insured** shown on the Policy Schedule, adjusted by both:

- increases under the indexation option, if selected
- reductions if certain payments are received while **on claim**. Please see below for more details.

On a claim, we will not review or reassess the **monthly amount insured** shown on the Policy Schedule.

### Amount we pay reduced by other payments

We will reduce the **monthly amount insured payable** in any month by the amount of 'other payments' you or the life insured receive as income replacement due to **illness** or **injury**.

'Other payments' include:

- payments received from any other disability income, illness or injury policies, including group insurance policies, that when you applied for Cover, or an increase in Cover, you did not disclose to us or you disclosed to us but that were to be replaced by this policy
- any compulsory insurance schemes such as Workers' Compensation or Accident Compensation for loss of income
- any **monthly income** under Income Secure Cover where the Conversion to Living Expense Cover has been exercised.

### We will convert lump sum payments to monthly amounts

We will convert to a monthly amount any part of an 'other payment' received as a lump sum that comprises compensation for loss of earnings that cannot be allocated to specific months.

We will allocate a monthly income amount of 1% of the loss of earnings component of the lump sum to each month that we pay a Living Expense Benefit. We will do so for up to eight years.

We will not offset any remaining balance of the lump sum.

### What does not comprise an 'other payment'

'Other payments' do not include:

- any business expenses disability insurance indemnifying against **business expenses**
- payments made to **dependant children**
- **total and permanent disability** benefits, trauma benefits, **terminal illness** benefits or superannuation benefits
- payment of sums awarded by a court for pain and suffering.

### We pay pro-rata if the payment period is less than a month

If a payment period is less than a month, we pay 1/30 of the Living Expense Benefit for each day of the period.

## Additional Benefits

### Specific Injury Benefit



We pay the Specific Injury Benefit if the life insured suffers a 'specific injury' listed in the table on the adjacent column before their 65th birthday and while their Living Expense Cover is in force.

A **medical practitioner** who is an **appropriate specialist** must diagnose the specific injury with relevant supporting evidence. The evidence must confirm that all elements of the specific injury have been met. We may reasonably require the life insured to undergo additional medical examinations or tests in order to verify the defined specific injury.

We treat the life insured as if they were **significantly disabled** and pay this benefit even if the life insured is not **significantly disabled**, or is working, or does not need ongoing medical treatment.

We pay this benefit during the waiting period.

You can choose to receive this benefit as a lump sum or in monthly instalments. We explain this below.

#### We can pay as a lump sum

We can pay this benefit as a lump sum. We calculate the amount we pay by multiplying the **monthly amount insured payable** by the payment period for the specific injury as set out in the table in the adjacent column.

If the specific injury occurs within six months of the **Cover expiry date**, the amount we pay is the **monthly amount insured payable** multiplied by the number of months remaining until the **Cover expiry date**.

#### We can pay by instalments

We can pay this benefit by monthly instalments paid in advance each month. The amount of each instalment is the **monthly amount insured payable**.

We pay the monthly instalments until the earliest of the:

- end of the payment period for the specific injury as set out in the table in the adjacent column
- **Cover expiry date** for Living Expense Cover shown on the Policy Schedule
- date the life insured dies.

#### We pay only one benefit at a time

We pay for one 'specific injury' only, even if the life insured suffers more than one specific injury at the same time. We pay for the specific injury with the longest payment period.

### We may subsequently pay for significant disability

If the life insured is **significantly disabled** at the end of the payment period due to the specific injury for which we have paid this benefit, we will pay the Living Expense Benefit. We pay the Living Expense Benefit from the later of the end of the:

- payment period for the Specific Injury Benefit
- waiting period.

The life insured must have been **significantly disabled** during the waiting period. Please see page 93.

The following table shows the specific injuries and their relevant payment periods:

Specific injury	Payment period
Paralysis*	6 months
Loss of limbs <sup>^</sup>	3 months
Loss of sight <sup>#</sup>	3 months

\* Paralysis means the total and permanent loss of function of two or more limbs.

<sup>^</sup> Loss of limbs means the total and permanent loss of the use of the whole of both hands or the whole of both feet or a combination of a whole hand and whole foot.

<sup>#</sup> Loss of sight means the irrecoverable total loss of sight in both eyes.

## Standard features

Living Expense Cover includes two standard features, which we explain in this section. These features apply to all Living Expense Cover unless we state otherwise.

### Waiver of Premium



We will waive the premiums for Living Expense Cover for the life insured for the time the life insured is either:

- **on claim** under Living Expense Cover
- **significantly disabled** after the end of the waiting period and otherwise eligible for a benefit under this Living Expense Cover before we apply benefit reductions.

If we waive a premium for Living Expense Cover we will also waive the premium for Cover during the waiting period.

- Living Expense Cover
- Business Expense Cover
- Income Secure Cover
- Extra Care Cover
- Child Cover
- Continuous Care Cover
- Trauma Cover
- Total and Permanent Disability Cover
- Life Cover

## Indexation

Applies to your Cover only if it is shown in the Policy Schedule.



If indexation applies, at each policy anniversary the **monthly amount insured** for Living Expense Cover will automatically increase by the **indexation factor**. However, if the life insured is **on claim** or **significantly disabled** on the policy anniversary, the **monthly amount insured** will not increase.

As the **monthly amount insured** increases, the premium may also increase. Payment of the premium will constitute your acceptance of the increase in Cover due to indexation.

You can decline the increase in any year by notifying us within 30 days of the policy anniversary.

You can also tell us to stop indexation permanently. However, if you wish to reinstate we may ask for medical information.

### When indexation ends

We will cease to offer indexation for Living Expense Cover on the **Cover expiry date** for the Cover shown on the Policy Schedule.

### Indexation factor

We determine the '**indexation factor**' each year based on the percentage increase in the Consumer Price Index (CPI). We use the CPI weighted average of eight capital cities combined, as published by the Australian Bureau of Statistics or its successor, for the 12 month period ending on 31 December each year. We apply the **indexation factor** from 1 May in the following year.

If there is no increase in CPI, then no increase will be offered.

If the CPI reduces over the relevant period, the **indexation factor** will be zero. Any subsequent increases in the CPI will first be offset against the previous reduction(s) in the CPI when we determine the next **indexation factor**.

If the CPI is not published, the **indexation factor** will be calculated from a comparable replacement index.

## When Living Expense Cover ends

Living Expense Cover for a life insured will end and your eligibility for any benefit under Living Expense Cover will cease automatically on the earliest of the:

- policy anniversary when the life insured is age 80
- **Cover expiry date** for Living Expense Cover shown on the Policy Schedule
- if we receive notification to cancel the Cover from the policy owner, the end of the period of cover you have paid premiums for, adjusted for any premium refunds payable
- date we lawfully cancel and/or avoid the Cover
- date we cancel the policy for non-payment of premiums. We will write to the policy owner at least 30 days before and provide the opportunity to pay the overdue premium before we cancel the policy
- date the life insured dies.

# GLOSSARY OF TRAUMA CONDITIONS

**Angioplasty – single or double vessel** means the undergoing of angioplasty (with or without an insertion of a stent or laser therapy) that is considered necessary on the basis of angiographic evidence to correct a narrowing or blockage of one or more coronary arteries.

**Angioplasty – triple vessel** means the undergoing of angioplasty to three or more coronary arteries or their branches, during a single surgical procedure, or two procedures no more than three months apart.

**Aortic surgery** means the undergoing of surgery or endovascular repair that is considered necessary to correct any narrowing, dissection or aneurysm of the thoracic or abdominal aorta.

The insertion and/or removal of intra-arterial balloon pumps into and/or out of the aorta are not covered.

**Aplastic anaemia (requiring treatment)** means bone marrow failure that meets both of the following:

- is characterised by an almost complete absence of haematopoietic stem cells, resulting in low levels of red and white blood cells and platelets
- requires treatment with one or more of the following:
  - bone marrow stimulating agents
  - bone marrow transplantation
  - peripheral blood stem cell transplantation
  - immunosuppressant agents.

**Benign brain tumour (permanent impairment or requiring surgical intervention)** means the diagnosis of a benign (non-malignant) tumour in the brain or an acoustic neuroma which results in the life insured or the insured child\*:

- suffering at least 25% permanent whole person impairment as defined in the American Medical Association 'Guides to the Evaluation of Permanent Impairment', 5th edition, or an equivalent guide to impairment; or
- being permanently unable to perform at least one of the **activities of daily living** without the physical assistance of another adult person; or
- undergoing a craniotomy to remove the tumour.

The following are not covered:

- cysts, granulomas and cerebral abscesses
- malformations in or of the arteries or veins of the brain
- haematomas
- tumours in or arising from the pituitary gland (including pituitary neuroendocrine tumours)
- tumours in the spine.

\* In the event a claim is for an infant, impairment will be based on the Functional Independence Measure for Children (WeeFIM) and/or the Paediatric Evaluation of Disability Inventory (PEDI).

**Benign spinal tumour (permanent impairment or requiring surgical intervention)** means the diagnosis of a benign (non-malignant) tumour in the spinal cord resulting in the life insured or the insured child\* either:

- suffering at least 25% permanent whole person impairment as defined in the American Medical Association 'Guides to the Evaluation of Permanent Impairment', 5th edition, or an equivalent guide to impairment
- being permanently unable to perform at least one of the **activities of daily living** without the physical assistance of another adult person
- undergoing invasive surgery to remove the tumour (excluding minimally invasive surgery such as but not limited to endoscopic).

\* In the event a claim is for an infant, impairment will be based on the Functional Independence Measure for Children (WeeFIM) and/or the Paediatric Evaluation of Disability Inventory (PEDI).

**Benign tumour (diagnosed)** means either:

- the diagnosis of a non-malignant tumour in the brain giving rise to characteristic symptoms of increased intra-cranial pressure such as seizures, cognitive impairment (as defined by Montreal Cognitive Assessment MoCA score of less than 25), neurological impairment, nausea, vomiting or confusion, disorientation
- the diagnosis of a non-malignant tumour in the spinal cord giving rise to objective changes such as sensory and/or motor deficits or abnormalities of bladder or bowel functions.

Diagnosis must be confirmed by biopsy or imaging investigations (CT Scan or MRI) or other equivalent diagnostic investigation.

The following are not covered:

- cysts, granulomas and cerebral abscesses
- malformations in or of the arteries or veins of the brain
- haematomas
- tumours in or arising from the pituitary gland (including pituitary neuroendocrine tumours)
- tumours in the spine.

**Blindness (permanent in both eyes)** means the permanent loss of sight in both eyes as a result of illness or injury such that even when aided, one of following applies:

- visual acuity is 6/60 or less in both eyes
- the visual field is reduced to 20 degrees or less of arc in both eyes.

**Blindness (permanent of specified severity)** means the life insured has suffered the permanent partial loss of sight such that even when aided, either:

- visual acuity is reduced to 6/60 or less in one eye, or the visual field of one eye is reduced to 20 degrees or less of arc
- visual acuity is reduced to 6/24 or less in both eyes.

- **Brain damage (permanent impairment)** means brain damage, as confirmed by a **medical practitioner** who is a consultant neurologist, which results in a neurological deficit causing at least 25% permanent whole person impairment as defined in the American Medical Association publication 'Guides to the Evaluation of Permanent Impairment', 5th edition, or an equivalent guide to impairment.

**Brain surgery (of pituitary gland)** means the diagnosis of a tumour of the pituitary gland requiring surgical intervention.

**Burns (of limited extent)** means tissue **injury** caused by thermal, electrical or chemical agents causing full thickness burns to either:

- at least 9%, but less than 20%, of the body surface area as measured by the 'Rule of Nines' or the Lund and Browder Body Surface Chart
- the whole of one hand or 50% of the surface area of both hands combined, requiring surgical debridement and/or grafting
- the whole of one foot or 50% of the surface area of both feet combined, requiring surgical debridement and/or grafting
- burns requiring escharotomy surgery.

**Burns (severe)** means tissue **injury** caused by thermal, electrical or chemical agents causing full thickness burns to either:

- 20% or more of the body surface area as measured by the 'Rule of Nines' or the Lund and Browder Body Surface Chart
- 50% or more of both hands, requiring surgical debridement and/or grafting
- 50% or more of both feet, requiring surgical debridement and/or grafting
- 50% or more of the face, requiring surgical debridement and/or grafting
- the whole of the skin of the genitalia, requiring surgical debridement and/or grafting.

**Cancer (excluding less advanced cases)** means the presence of one or more malignant tumours including leukaemia, lymphoma and Hodgkin's disease characterised by the uncontrollable growth and spread of malignant cells and the invasion and destruction of normal tissue. The tumour must be confirmed by histological examination, or appropriate pathological testing in the case of non-solid tumours.

- Melanomas are covered if they have a TNM classification of at least T1b as determined by histological examination.
- Prostatic cancer is covered if it is either:
  - a TNM classification of at least T1c
  - a Gleason score of at least 6
  - required to have 'major interventionist treatment' to arrest the spread of malignancy.

'Major interventionist treatment' includes removal of the entire prostate, radiotherapy, chemotherapy, hormone therapy or any other similar interventionist treatment.

- Carcinoma in situ\* of the breast is covered if either:
  - treatment requires the removal of the entire breast
  - treatment requires breast conserving surgery and adjuvant therapy (such as radiotherapy and/or chemotherapy).

- Carcinoma in situ\* of the testicle is covered if treatment requires the removal of the testicle.
- Pituitary neuroendocrine tumours are covered if either:
  - there is evidence of metastatic spread;
  - the life insured undergoes surgical removal by open craniotomy.

The following cancers are not covered:

- all hyperkeratosis
- all non-melanoma skin cancers unless having spread to the bone, lymph node, or another distant organ
- all other melanomas
- all other prostatic cancers
- all other pituitary tumours
- chronic lymphocytic leukaemia less than Rai Stage 1
- all cancers of the bladder unless having progressed to at least TNM classification T1N0M0
- all other tumours showing the malignant changes of carcinoma in situ (including cervical dysplasia CIN-1, CIN-2, and CIN-3)
- all tumours which are histologically classified as pre malignant, non-invasive, high-grade dysplasia, borderline or having low malignant potential
- tumours which are classified as FIGO Stage 0, or which have a TNM classification of Tis. 'FIGO' refers to the staging method of the International Federation of Gynaecology and Obstetrics.

\* Carcinoma in situ is covered where the procedures are required to be performed specifically to arrest the spread of malignancy and are considered the appropriate and necessary treatment.

**Carcinoma in situ (of limited sites)** means the life insured is confirmed by biopsy to have localised pre-invasive or low level cancer in one or more of the following sites:

- breast including, but not limited to, pre-cancer of the milk ducts or lobules
- cervix uteri
- corpus uteri
- fallopian tube
- ovary
- penis
- perineum
- prostate
- testicle
- vagina
- vulva.

The pre-invasive or low level cancer must have a grading of at least CIN-3, TNM classification of Tis or FIGO Stage 0.

**Cardiac arrest (out of hospital)** means cardiac arrest (cessation of cardiac function resulting in loss of consciousness, loss of respiratory effort and loss of signs of circulation) that is not associated with any medical procedure, occurs out of hospital or any other medical facility, and is documented by an electrocardiogram (ECG) showing asystole or ventricular fibrillation.

If an ECG isn't available, we'll consider other medical evidence that confirms an out of hospital cardiac arrest has occurred. Examples of suitable evidence include but aren't limited to:

- ambulance and hospital medical reports confirming cardiac arrest
- documentation of the administration of Cardiopulmonary Resuscitation (CPR) by an attending ambulance officer or hospital clinical staff
- Automated External Defibrillator (AED) data.

Cardiac arrest related to alcohol, drug or medication abuse is excluded.

**Cardiomyopathy (permanent and irreversible)** means impaired ventricular function of variable aetiology resulting in permanent and **irreversible** physical impairment to the degree of at least Class 3 of the New York Heart Association classification of cardiac impairment.

**Cardiomyopathy (diagnosed)** means the unequivocal diagnosis of one of the following primary cardiomyopathies:

- dilated cardiomyopathy
- hypertrophic cardiomyopathy (obstructive or nonobstructive)
- restrictive cardiomyopathy
- arrhythmogenic right ventricular cardiomyopathy.

The diagnosis must be confirmed by a consultant cardiologist and supported by echocardiogram, cardiac MRI or cardiac CT scan findings.

The following are not covered under this definition:

- secondary (ischaemic, valvular, metabolic, toxic or hypertensive) cardiomyopathy
- transient reduction of left ventricular function due to myocarditis
- cardiomyopathy due to systemic diseases
- implantation of an Implantable Cardioverter Defibrillator (ICD) due to primary arrhythmias (for example, but not limited to, Brugada or Long-QT-Syndrome)
- implantation of a pacemaker.

**Cardiomyopathy – permanent LVEF less than 40%** means that three months after the life insured has suffered **cardiomyopathy (diagnosed)** and either:

- having had ongoing optimal therapy that a permanent left ventricular ejection fraction of 40% or less is measured by a **medical practitioner** who is an **appropriate specialist**
- permanent and **irreversible** physical impairment to the degree of at least Class 3 of the New York Heart Association classification of cardiac impairment.

**Cardiomyopathy – permanent LVEF less than 50%** means that three months after the life insured has suffered **cardiomyopathy (diagnosed)** and having had ongoing optimal therapy that a permanent left ventricular ejection fraction of 50% or less is measured by a **medical practitioner** who is an **appropriate specialist**.

**Chronic lymphocytic leukaemia (diagnosed)** means the presence of chronic lymphocytic leukaemia diagnosed as Rai stage 0, which is defined to be in the blood and bone marrow only.

**Cognitive loss (permanent)** means a total and permanent deterioration or loss of intellectual capacity due to the loss of or damage to neurons in the brain (or through acquired brain injuries or progressive neurodegenerative disease) that has required the life insured to be under continuous care and supervision by another adult person for at least six consecutive months; that has been clinically observed and evidenced by accepted standardised testing, and that at the end of the six month period they are likely to require ongoing continuous care and assistance by another adult person to perform any of the **activities of daily living**.

**Colostomy and/or ileostomy** means the creation of a permanent and irreversible surgical opening, linking the colon and/or ileum to the surface of the body.

**Coma (of specified severity)** means total failure of cerebral function characterised by total unconsciousness and unresponsiveness to all external stimuli, resulting in a documented Glasgow Coma Scale of 6 or less, for a continuous period of at least 72 hours.

Medically induced comas are excluded.

**Coronary artery by-pass surgery** means the undergoing of coronary artery by-pass surgery that is considered necessary to treat coronary artery disease causing inadequate myocardial blood supply. Surgery does not include **angioplasty – single or double vessel**, intra-arterial procedures or non-surgical techniques.

**Critical care (requiring intubation)** means an **illness** or **injury** has resulted in the life insured requiring continuous mechanical ventilation by tracheal intubation for at least 72 hours in an authorised intensive care unit of an acute care hospital.

**Deafness (permanent in both ears)** means the total and permanent loss of hearing in both ears to the extent that the loss is greater than 90 decibels across all frequencies. Deafness (permanent in both ears) does not cover the situation where a life insured or an insured child can hear, either partially or fully, with the assistance of an aid (apart from a Cochlear implant).

**Deafness (permanent in one ear)** means the total and permanent loss of hearing in one ear to the extent that the loss is greater than 90 decibels across all frequencies. Deafness (permanent in one ear) does not cover the situation where a life insured can hear in that ear, either partially or fully, with the assistance of an aid (apart from a Cochlear implant).

**Dementia including Alzheimer's disease (diagnosed and with cognitive impairment)** means the unequivocal diagnosis of dementia or Alzheimer's disease that meets all of the following:

- is characterised by the presence of marked impairment of cognitive functioning evidenced by a Mini Mental State Examination score of 24 or less out of 30, or the results of an equivalent neuropsychometric test;
- the condition must be permanent and associated with an underlying disease of the nervous system;
- the diagnosis must be made by a **medical practitioner** who is a consultant neurologist or geriatrician.

**Diabetes mellitus adult, insulin dependent diagnosed after age 30** means the diagnosis of autoimmune mediated insulin dependent diabetes mellitus (IDDM) after age of 30. Diagnosis must be made by a **medical practitioner** who is an **appropriate specialist**.

**Diabetes (severe)** means that a **medical practitioner** who is a specialist physician has confirmed that at least two of the following complications have occurred as a direct result of diabetes:

- nephropathy requiring regular dialysis or a kidney transplant
- proliferative retinopathy
- peripheral vascular disease leading to chronic infection or gangrene, requiring a surgical procedure
- neuropathy including either:
  - irreversible autonomic neuropathy resulting in postural hypotension, and/or motility problems in the gut with intractable diarrhoea
  - polyneuropathy leading to severe mobility problems due to sensory and/or motor deficits.

**Encephalitis (permanent and irreversible)** means the severe inflammatory disease of the brain resulting in neurological deficit causing either:

- at least 25% permanent whole person impairment as defined in the American Medical Association publication 'Guides to the Evaluation of Permanent Impairment', 5th edition, or an equivalent guide to impairment
- a total and irreversible inability to perform at least one **activity of daily living** without another adult person assisting.

**Endometriosis (severe requiring surgical intervention)** means the diagnosis of endometriosis and both of the following:

- classification as Stage 4 disease, with a score of 41 points or higher, according to the American Society of Reproductive Medicine (ASRM)
- requirement for surgery to treat disease.

Mild and moderate endometriosis and adenomyosis are excluded.

**Head trauma (permanent and irreversible)** means cerebral injury resulting in permanent neurological deficit, as confirmed by a **medical practitioner** who is a consultant neurologist and/or an occupational physician, causing either:

- at least 25% permanent whole person impairment as defined in the American Medical Association publication 'Guides to the Evaluation of Permanent Impairment', 5th edition, or an equivalent guide to impairment
- a total and irreversible inability to perform at least one **activity of daily living** without another adult person assisting.

**Heart attack (diagnosed)** means the death of a portion of heart muscle arising from inadequate blood supply to the relevant area. The diagnosis must be supported by a diagnostic change in cardiac biomarkers with at least one value above the 99th percentile of the upper reference limit and at least one of the following:

- acute cardiac symptoms and signs consistent with myocardial infarction
- acute ECG changes indicative of acute ischaemia (new ST-T changes, new T wave changes, or new left bundle branch block (LBBB))

- new pathological Q waves.
- imaging evidence of new loss of viable myocardium or new regional wall motion abnormality.

If the above test results are inconclusive, not undertaken or the tests are superseded due to technical advances, we will consider other appropriate and medically recognised tests that unequivocally diagnose acute symptomatic myocardial infarction.

The following are not covered under this definition:

- other acute coronary syndromes including but not limited to angina pectoris, where there is no biochemical evidence of myocardial injury
- myocardial infarctions arising from elective percutaneous coronary interventions or coronary artery bypass grafting
- elevations of troponins in the absence of an ischaemic disease (for example but not limited to, myocarditis, apical ballooning (Takotsubo cardiomyopathy), cardiac contusion, pulmonary embolism or drug toxicity).

**Heart attack – permanent LVEF less than 40%** means that three months after the life insured has suffered **heart attack (diagnosed)** and either:

- having had ongoing optimal therapy that a permanent left ventricular ejection fraction of 40% or less is measured by a **medical practitioner** who is an **appropriate specialist**
- permanent and **irreversible** physical impairment to the degree of at least Class 3 of the New York Heart Association classification of cardiac impairment.

**Heart attack – permanent LVEF less than 50%** means that three months after the life insured has suffered **heart attack (diagnosed)** and having had ongoing optimal therapy that a permanent left ventricular ejection fraction of 50% or less is measured by a **medical practitioner** who is an **appropriate specialist**.

**Heart surgery (less invasive)** means the undergoing of a catheter based endovascular valve repair or valve implantation as a consequence of heart valve defects or abnormalities.

**Heart valve surgery** means the undergoing of open chest surgery that is considered necessary to correct or replace cardiac valves as a consequence of heart valve defects or abnormalities.

**HIV (medically acquired)** means the accidental infection with Human Immunodeficiency Virus (HIV) which we believe, on the balance of probabilities, arose from one of the following medically necessary events which must have occurred to the life insured in Australia as a result of a procedure authorised by a recognised health professional:

- a blood transfusion
- transfusion with blood products
- organ transplant to the life insured
- assisted reproductive techniques
- a medical procedure or operation performed by a doctor or a dentist.

Notification and proof of the incident will be required via a statement from the appropriate Statutory Health Authority that the infection is medically acquired.

We must have open access to all blood samples and be able to obtain independent testing of such blood samples.

There will be no Cover and no benefit payable if a medical 'cure' is found for AIDS or the effects of HIV, or a medical treatment is developed that prevents AIDS occurring. 'Cure' means any Australian Government approved treatment, which renders HIV inactive and non-infectious.

HIV infection acquired by any other means, including infection as a result of sexual activity or recreational intravenous drug use, is excluded.

**HIV (occupationally acquired)** means infection with the Human Immunodeficiency Virus (HIV) where the virus was acquired as a result of an accident occurring while performing the life insured's normal occupation and sero-conversion of the HIV infection must occur within six months of the accident.

HIV infection acquired by any other means including sexual activity or recreational intravenous drug use is excluded.

Any accident creating a possible claim must be:

- reported to the relevant authority or employer within seven days of the accident, and
- reported to us with proof of the accident, and
- supported by a negative HIV antibody test taken after the accident.

We must have open access to all blood samples and be able to obtain independent testing of such blood samples.

There will be no Cover and no benefit payable if a medical 'cure' is found for AIDS or the effects of HIV, or a medical treatment is developed that prevents AIDS occurring. 'Cure' means any Australian Government approved treatment, which renders HIV inactive and non-infectious.

**Hydrocephalus (requiring surgical intervention)** means excessive cerebrospinal fluid within the brain resulting from **injury**, infection or tumour, which causes increased intra-cranial pressure. There must be a requirement of surgical intervention to treat the condition.

**Inflammatory bowel disease (requiring surgical intervention)** means the diagnosis of Crohn's disease or Ulcerative Colitis where both:

- standard therapy including steroids, immunosuppressants and biological treatment has failed to control symptoms, and
- invasive surgery (excluding minimally invasive surgery such as but not limited to endoscopic therapy) is considered necessary for treatment.

**Intensive care (prolonged)** means the life insured is in an authorised intensive care unit of an acute care hospital for at least 10 consecutive days and requires continuous mechanical ventilation by tracheal intubation for five consecutive days (24 hours per day).

**Invasive cancer (early stage)** means the life insured is confirmed by histological evidence and confirmed by a **medical practitioner** who is an **appropriate specialist** to have **cancerous tumours** which meet any of the following criteria:

- stage 1 or T1 according to TNM staging unless specified below
- is papillary or follicular thyroid cancer which has a TNM classification of at least T2
- is prostate cancer which has either:
  - a TNM classification of at least T1c
  - a Gleason score of at least 6
- is melanoma which has a TNM classification of at least T1b.

**Invasive cancer (of stage 2)** means the life insured is confirmed by histological evidence and confirmed by a **medical practitioner** who is an **appropriate specialist** to have **cancerous tumours** which meet stage 2 according to the TNM classification.

**Invasive cancer (of stage 3 or 4)** means the life insured is confirmed by histological evidence and confirmed by a **medical practitioner** who is an **appropriate specialist** to have **cancerous tumours** which meet any of the following criteria:

- stage 3 or 4 according to the TNM classification confirmed by imaging
- totally incurable where all treatment regimens and modalities have failed.

**Kidney failure (end stage)** means end stage renal failure presenting as chronic irreversible failure of both kidneys to function. The condition must require one of the following:

- permanent regular renal dialysis
- renal transplantation.

**Leukaemia, lymphoma and blood related cancers (early stage)** means the life insured is confirmed by diagnostic testing (including histological testing when appropriate) and confirmed by a **medical practitioner** who is an **appropriate specialist** to have any of the following disorders:

- myelodysplastic syndrome
- polycythemia rubra vera
- essential thrombocythemia
- chronic lymphocytic leukaemia that is at least Binet stage B or Rai stage 1
- gastric MALT lymphoma which is non-responsive to helicobacter-eradication
- Hodgkin's or non-Hodgkin's lymphoma stage 1.

Excluded from this benefit is chronic lymphocytic leukaemia less than Rai stage 1.

**Leukaemia, lymphoma and blood related cancers (of stage 2)** means the life insured is confirmed by histological and imaging evidence and confirmed by a **medical practitioner** who is an **appropriate specialist** to have a blood related cancer which which meet Hodgkin's or non-Hodgkin's lymphoma stage 2.

**Leukaemia, lymphoma and blood related cancers (of stage 3 or 4)** means the life insured is confirmed by diagnostic testing (including histological testing when appropriate) and confirmed by a **medical practitioner** who is an **appropriate specialist** to have any of the following disorders:

- the diagnosis of aplastic anaemia
- the diagnosis of multiple myeloma
- the diagnosis of leukaemia, except chronic lymphocytic leukaemia
- Hodgkin's or non-Hodgkin's lymphoma stage 3 or 4.

**Liver disease (end stage)** means end stage liver failure together with permanent jaundice, ascites or encephalopathy.

**Loss of independent existence (permanent)** means a condition whereby the life insured is totally and permanently unable to perform at least two of the five **activities of daily living** without another adult person assisting.

**Loss of speech (permanent)** means the total and permanent loss of the ability to produce intelligible speech due to permanent damage to the larynx or its nerve supply or a disorder affecting the speech centres of the brain. Loss of speech related to any psychological cause is excluded.

**Loss or paralysis of limb (permanent)** means the total and permanent loss of use of a whole hand or a whole foot as a result of **illness** or **injury**, or the total and permanent loss of the use of one arm or one leg as a result of paralysis.

**Lung disease (end stage)** means end stage lung disease requiring supplementary oxygen for a minimum of 15 hours per day, as confirmed by a specialist medical practitioner, which is expected to be required on an ongoing basis.

**Melanoma (early stage)** means the presence of one or more malignant melanomas as determined by histological examination.

The melanoma must be classified as stage T1aN0M0.

Melanoma in situ is specifically excluded and the malignancy must be characterised by the uncontrollable growth and spread of malignant cells and the invasion and destruction of normal tissue.

**Meningitis and/or meningococcal disease (permanent and irreversible)** means meningitis or meningococcal septicaemia causing either:

- at least 25% permanent whole person impairment as defined in the American Medical Association publication 'Guides to the Evaluation of Permanent Impairment', 5th edition, or an equivalent guide to impairment
- a total and irreversible inability to perform at least one **activity of daily living** without another adult person assisting.

**Motor neurone disease (diagnosed)** means the unequivocal diagnosis of motor neurone disease, as confirmed by a **medical practitioner** who is a consultant neurologist.

**Motor neurone disease (permanent impairment)** means the life insured meets the **Motor neurone disease (diagnosed)** trauma condition and:

- is suffering at least 25% permanent whole person impairment as defined in the American Medical Association 'Guides to the Evaluation of Permanent Impairment', 5th edition, or an equivalent guide to impairment; and
- the results are confirmed by a **medical practitioner** who is a consultant neurologist.

**Multiple sclerosis (recurrent episodes)** means the unequivocal diagnosis of multiple sclerosis confirmed by a consultant neurologist. There must be:

- more than one episode of well-defined neurological deficit; and
- the diagnosis must be supported by confirmatory neurological investigations such as lumbar puncture, MRI, evoked visual responses and evoked auditory responses.

**Multiple sclerosis (permanent impairment)** means the life insured meets the **multiple sclerosis (recurrent episodes)** trauma condition and:

- is suffering at least 25% permanent whole person impairment as defined in the American Medical Association 'Guides to the Evaluation of Permanent Impairment', 5th edition, or an equivalent guide to impairment; or
- a total and irreversible inability to perform at least one **activity of daily living** without another adult person assisting; and
- the results are confirmed by a **medical practitioner** who is a consultant neurologist.

**Muscular dystrophy (diagnosed)** means the unequivocal diagnosis of muscular dystrophy, as confirmed by a **medical practitioner** who is a consultant neurologist on the basis of confirmatory neurological investigation. The condition must be evidenced by neurological deficit. Diagnosis without the presence of signs and symptoms is excluded.

**Muscular dystrophy (permanent impairment)** means the life insured meets the **Muscular dystrophy (diagnosed)** trauma condition and:

- is suffering at least 25% permanent whole person impairment as defined in the American Medical Association 'Guides to the Evaluation of Permanent Impairment', 5th edition, or an equivalent guide to impairment; and
- the results are confirmed by a **medical practitioner** who is a consultant neurologist.

**Open chest surgery** means the undergoing of open chest surgery via sternotomy or thoracotomy, that is considered necessary to correct a cardiac defect, cardiac aneurysm or cardiac tumour. Minimally invasive procedures including mini-thoracotomy, and other non-surgical techniques, are excluded.

**Orchidectomy (as required to confirm lack of carcinoma in situ of the testicle)** means removal of one or both testes by radical orchidectomy as required to confirm a lack of diagnosed carcinoma in situ (Tis) of the testicle. The removal must be deemed the most appropriate and medically necessary diagnostic approach. Orchidectomy for any other reason including testicular torsion and cryptorchidism is specifically excluded.

**Organ transplant (major)** means the life insured:

- undergoes human-to-human or animal-to-human organ transplant; or
- has been placed on an official Australian waiting list; or
- undergoes permanent mechanical replacement;

for one or more of the following organs:

- heart
- kidney
- liver
- lung

- pancreas
- small bowel
- the transplant of bone marrow (excluding autologous).

Stem cell transplant performed to treat auto-immune disease or for cosmetic purposes is excluded from transplant.

This treatment must be considered medically necessary and the condition affecting the organ deemed untreatable by any other means other than organ transplant, as confirmed by a specialist physician.

**Osteoporosis (before age 50)** means the life insured is unequivocally diagnosed with osteoporosis by bone density scanning and suffers at least two vertebral body fractures or a fracture of the neck of femur due to osteoporosis. The diagnosis of osteoporosis must occur prior to the age of 50.

**Parkinson's disease (diagnosed)** means the unequivocal diagnosis of degenerative idiopathic Parkinson's disease confirmed by a consultant neurologist.

All other types of parkinsonism, including secondary parkinsonism due to medication, are excluded.

**Parkinson's disease (permanent impairment)** means the life insured meets the **Parkinson's disease (diagnosed)** trauma condition and:

- is suffering at least 25% permanent whole person impairment as defined in the American Medical Association 'Guides to the Evaluation of Permanent Impairment', 5th edition, or an equivalent guide to impairment; and
- the results are confirmed by a **medical practitioner** who is a consultant neurologist.

**Parkinson-Plus Syndrome (specified)** means the unequivocal diagnosis by a consultant neurologist of one of the following Parkinson-Plus syndromes:

- multisystem atrophy
- progressive supranuclear palsy.

All other types of parkinsonism, including secondary parkinsonism due to medication, are excluded.

**Pneumonectomy** means the undergoing of surgery to remove an entire lung. This treatment must be deemed the most appropriate treatment and medically necessary.

**Pre-invasive or in-situ cancer (of limited sites)** means the life insured is confirmed by biopsy to have localised pre-invasive or low level cancers which meet all the following criteria:

- have a grading of at least Tis or FIGO stage 0; and
- required to have undergone 'major interventionist treatment' to arrest the spread of the malignancy.

'Major interventionist treatment' means the life insured requires treatment via surgery and adjuvant therapy (such as radiotherapy and/or chemotherapy, hormone therapy or any other similar interventionist treatment) which is confirmed by a **medical practitioner** who is an **appropriate specialist** and necessary to arrest the spread of the malignancy.

The following pre-invasive or in-situ are not covered:

- any tumour histologically described as pre-malignant

- any in-situ cancer not requiring major interventionist treatment as specified
- that have Cervical dysplasia CIN-1, CIN-2 and CIN-3
- melanoma in situ
- papillary microcarcinoma of the bladder histologically described as Ta
- all hyperkeratosis or basal cell carcinomas of the skin, except infiltrating basal cell carcinomas.

**Primary pulmonary hypertension (Idiopathic Pulmonary Arterial Hypertension with permanent impairment)** means primary pulmonary hypertension associated with right ventricular enlargement established by cardiac catheterisation and resulting in significant physical impairment to the degree of at least Class 3 of the New York Heart Association classification of cardiac impairment.

**Rheumatoid arthritis (severe)** means the unequivocal diagnosis of rheumatoid arthritis by a rheumatologist which, despite appropriate treatment, including biological therapies, results in the life insured:

- suffering at least 25% permanent whole person impairment as defined in the American Medical Association 'Guides to the Evaluation of Permanent Impairment', 5th edition, or an equivalent guide to impairment; or
- being permanently unable to perform at least one of the **activities of daily living** without the physical assistance of another adult person.

Appropriate treatment excludes corticosteroids and non-steroidal anti-inflammatories.

**Rheumatoid arthritis (that fails to respond to treatment)** means the unequivocal diagnosis of rheumatoid arthritis confirmed by a rheumatologist. The condition must be evidenced by failure to respond to at least three disease-modifying antirheumatic drugs (DMARDs) including one bDMARD, taken consistently for a period of at least nine months. This excludes corticosteroids and non-steroidal anti-inflammatories.

**Stroke (diagnosed)** means the diagnosis of a stroke that meets all of the following:

- cerebrovascular incident producing neurological deficits lasting more than 24 hours; and
- evidenced by acute onset of new objective neurological signs and symptoms; and
- evidenced by neuro-imaging changes consistent with the signs and symptoms; and
- confirmed by a **medical practitioner** who is a consultant neurologist.

Includes where there is infarction of brain tissue, intracranial or subarachnoid haemorrhage or embolisation from extracranial source.

Transient ischaemic attacks, migraine, vascular disease affecting the eye, optic nerve or vestibular functions, and incidental imaging findings (CT or MRI brain scan without clearly related clinical symptoms (silent stroke)), or as a result of hypoxia and trauma are excluded.

If neuro-imaging is unavailable, then we will consider a claim based on conclusive evidence of unequivocal diagnosis by two specialist consultant neurologists.

**Stroke (residual impairment)** means that at least three months after the life insured satisfies the **stroke (diagnosed)** trauma condition that there is a persisting neurological deficit which is confirmed by a **medical practitioner** who is a consultant neurologist and by a clinical neurological examination.

**Stroke (severe impairment)** means the life insured satisfies the **stroke (diagnosed)** trauma condition and the life insured:

- at least six months after satisfying the **stroke (diagnosed)** trauma condition is suffering at least 25% permanent whole person impairment as defined in the American Medical Association 'Guides to the Evaluation of Permanent Impairment', 5th edition, or an equivalent guide to impairment; or
- at least three months after satisfying the **stroke (diagnosed)** trauma condition has been an 'admitted patient' for a continuous period of at least three months and undergoing optimal therapy for the entire three months; and
- is confirmed by a **medical practitioner** who is a consultant neurologist.

'Admitted patient' is a patient who undergoes a hospital's admission process to receive treatment and/or care. This treatment and/or care is provided over a period of time and can occur in hospital and/or in the person's home as defined by the Australian Institute of Health and Welfare (AIHW).

**Systemic lupus erythematosus (SLE) with lupus nephritis of specified severity (diagnosed)** means the unequivocal diagnosis of SLE according to internationally accepted criteria. This includes the 'American College of Rheumatology revised criteria for the classification of SLE'.

In addition to the diagnosis of SLE, lupus nephritis must be confirmed by renal changes as measured by a renal biopsy that is class three to six of the International Society of Nephrology/Renal Pathology Society (ISN/RPS) classification of lupus nephritis and be associated with persisting proteinuria (more than 2+).

**Systemic sclerosis (permanent and irreversible)** means the unequivocal diagnosis of systemic sclerosis, made by a **medical practitioner** who is a consultant physician, characterised by skin thickening accompanied by various degrees of tissue fibrosis and chronic inflammatory infiltration in visceral organs, causing either:

- at least 25% permanent whole person impairment as defined in the American Medical Association publication 'Guides to the Evaluation of Permanent Impairment', 5th edition, or an equivalent guide to impairment
- a total and irreversible inability to perform at least one **activity of daily living** without another adult person assisting.

**Terminal illness** (Trauma Cover or Child Cover) means an illness that, in the opinion of an **appropriate specialist**, is likely to lead to the death of the life insured within 12 months from the date that the opinion is provided and for each opinion that 12 month period has not ended.

# GLOSSARY OF SPECIAL TERMS

**Accidental death**, in respect of the insured person, means a visible and external event, which was unexpected, unintended and caused the **injury** and death of the insured person.

**Accidental death** does not include, and any claims arising from this situation are excluded where:

- one of the contributing causes of death was any of the following conditions:
  - sickness
  - disease
  - allergy
  - any gradual onset of a physical or mental infirmity
- the death, which was unintended and unexpected, was the result of an intentional self-inflicted act
- the life insured died as a result of an activity in respect of which they assumed the risk or courted disaster, irrespective of whether he or she intended death.

**Accidental injury** means bodily injury caused by an accident during the period of the policy. The accident must be an unforeseen, unintentional, violent, external, and visible event.

**Accidental total and permanent disablement** means the life insured's **total and permanent disability** is caused by an unforeseen, unintentional, violent and external event.

**Accidental trauma condition** means the life insured's trauma condition is caused by an unforeseen, unintentional, violent and external event.

**Accredited mortgage provider** means an Authorised Deposit-taking Institution (as defined in the *Banking Act 1959* (Cth)) or other reputable financial services business or program or trustee which provides mortgage loans as part of its ordinary business activities and is accredited with the Mortgage Industry Association of Australia.

**Actively participating in any reasonable rehabilitation program** means the life insured is actively engaged in a rehabilitation or retraining program that they have the capacity to undertake, and which is designed to create a pathway to return to their **primary occupation**, or, if this is unlikely, a pathway for any **gainful occupation** they are suited for by their education, training or experience.

If the life insured ceases to participate in a rehabilitation or retraining program on the advice of the treating **medical practitioner**, we will consider whether the rehabilitation or retraining program could reasonably be altered or cease. We will consider any independent evidence as well as any written documentation from the life insured's treating **medical practitioner** explaining:

- the reasons why the life insured has been advised to cease participation in the rehabilitation or retraining program,
- if paused, how long the rehabilitation or retraining program is expected to be paused,
- whether the rehabilitation or retraining program could be modified rather than be paused, and
- the medical information used by the treating **medical practitioner** in forming their opinion.

If the life insured completes a reasonable rehabilitation or retraining program but has not returned to any **gainful occupation**, we will work with the life insured to determine whether an additional reasonable rehabilitation or retraining program could assist.

**Activity/Activities of daily living** are:

- Bathing – to shower and/or bathe;
- Dressing – to put on and take off clothing;
- Feeding – to get food from a plate or fluid into the mouth;
- Toileting – to get on and off and use the toilet; and
- Mobility – to get in and out of bed and a chair or wheelchair, or moving from place to place.

**Annual income** means 12 times the **monthly income**.

**Appropriate specialist** means a registered and qualified **medical practitioner** in Australia, taking into account the medical condition, standard medical practice and their qualifications in the relevant area of medicine. An appropriate specialist excludes a general practitioner or specialist general practitioner, unless otherwise agreed by us. We may reasonably require that another appropriate specialist verify the diagnosis and certification and we will pay for the cost of that specialist and reasonable travel costs.

**Approved rehabilitation or retraining program** means all the following are true:

- we endorse and approve the rehabilitation or retraining program (these may include job seeking, graduated return to work plans, retraining and other work readiness programs)
- the rehabilitation or retraining program must be one assessed by a specialist in the life insured's condition likely to result in a return to remunerative work
- is not considered treatment that is eligible for a Medicare benefit or pharmaceutical benefit for any part of the service provided
- is not considered part of treatment provided in, or associated with, a hospital.

We cannot pay any expenses that we are not permitted by law to reimburse, or are regulated by the *National Health Act 1953* (Cth) or the *Private Health Insurance Act 2007* (Cth).

**Business**, for Business Expense Cover, means the life insured's business, profession, or occupation at application.

**Business expenses** means the normal day-to-day running expenses of the life insured's **business**. These include but are not limited to:

- accounting and audit fees
- bank fees and charges
- office cleaning costs
- electricity, gas, water and property rates
- equipment hire and motor vehicle leases
- **business** related insurance premiums (not including premiums for Business Expense Cover under this policy)

- minimum monthly loan repayments under the relevant loan agreement, on:
  - **business** loans (short-term and long-term bank debt required for the operations and capitalisation of the **business**) including mortgage repayments on the **business** premises
  - finance lease payments under plant and equipment loans that commenced before the date of **disability**
- office rent or leasing fees
- salaries and superannuation contributions for employees not directly involved in the generation of revenue
- payroll tax for the above salaries
- regular advertising costs
- telephone costs
- subscriptions/fees/dues to professional associations
- net cost of a locum (a person from outside the life insured's **business** who is a direct replacement for the life insured in their **business**), less any **business** earnings generated by the locum
- any other expenses agreed to by us.

The following business expenses cannot be included:

- the life insured's personal remuneration, salary, fees or drawings
- payments to related entities or businesses also owned or controlled by the life insured or an **immediate family member**
- cost of goods or merchandise, cost of implements of the life insured's profession
- premiums payable on Business Expense Cover under this policy
- salaries and superannuation contributions for employees directly involved in the generation of income
- depreciation and the purchase cost of any assets, tools or other capital items.

**Business income** is the gross income generated by the **business** before expenses and tax.

**Cancerous tumours** means the presence of one or more malignant tumours characterised by the uncontrollable growth and spread of malignant cells and the invasion and destruction of normal tissue.

**Cognitive loss** for TPD Cover has the meaning given to it on page 34.

**Continuous care** for Continuous Care Cover has the meaning given to it on page 49.

**Cover** means an insurance cover under this policy.

**Cover expiry date** in respect of a particular Cover, means the date that Cover ceases in respect of a particular life insured, as set out in the Policy Schedule.

**Cover start date** in respect of a particular Cover, means the date that Cover commences in respect of a particular life insured, as set out in the Policy Schedule.

**Dependant child(ren)** means any natural, step or adopted child of the life insured that is under age 18 or any natural, step or adopted adult child who is financially dependent on the life insured due to **disability**.

**Disabled/Disability** means **totally disabled** or **partially disabled**.

**Employed/Employment** means that the life insured is engaged in any gainful occupation for salary, reward or profit. It includes sabbatical, maternity or paternity leave.

**Equivalent instalment amount** means an amount referable to a lump sum amount and calculated by the following formula:

$$\text{Equivalent instalment amount} = \frac{\text{Lump sum amount}}{\text{Term (in years)} \times 12}$$

'Term' is the time over which the instalment amount would be paid if a claim arose under the Cover to which the amount relates.

**Financial adviser** means an authorised representative of an Australian Financial Services Licensee.

**Following the advice of a medical practitioner** means the life insured is following the advice of the treating **medical practitioner** on an ongoing basis, including recommended courses of treatment and rehabilitation.

**Gainful occupation** means employed or self-employed for gain or reward. This includes any paid position of employment including the life insured's **primary occupation**.

**Gainfully employed** (for policies held through super only) means employed or self-employed for gain or reward in any business, trade, profession, vocation, calling, occupation or **employment**.

**Hepatitis B or C (occupationally acquired)** means infection with Hepatitis B or C where the infection is acquired as a result of either:

- an accident arising out of the life insured's normal occupation
- a malicious act of another person or persons arising out of the life insured's normal occupation.

Proof of new Hepatitis B or C infection must be obtained within six months of the accident or malicious act.

Any incident creating a possible claim must be:

- reported to the relevant authority or employer within seven days of the incident
- reported to us with proof of the incident
- supported by a negative Hepatitis B or C test taken within seven days of the incident.

Hepatitis B or C infection transmitted by any other means including sexual activity or recreational intravenous drug use is excluded.

There will be no Cover and no benefit payable if a medical 'cure' is found for Hepatitis B or C (as applicable) or a medical treatment is developed and approved which makes these viruses inactive and non-infectious. 'Cure' means any Australian Government approved treatment, which renders Hepatitis B or C (as applicable) inactive and non-infectious.

**HIV (occupationally acquired)** means infection with the Human Immunodeficiency Virus (HIV) where the virus was acquired as a result of an accident occurring while performing the life insured's normal occupation and sero-conversion of the HIV infection must occur within six months of the accident.

HIV infection acquired by any other means including sexual activity or recreational intravenous drug use is excluded.

Any accident creating a possible claim must be:

- reported to the relevant authority or employer within seven days of the accident
- reported to us with proof of the accident
- supported by a negative HIV antibody test taken after the accident.

We must have open access to all blood samples and be able to obtain independent testing of such blood samples.

There will be no Cover and no benefit payable if a medical 'cure' is found for AIDS or the effects of HIV, or a medical treatment is developed that prevents AIDS occurring. 'Cure' means any Australian Government approved treatment, which renders HIV inactive and non-infectious.

**Home**, in respect of a person, means that person's principal place of residence.

**Illicit use of a drug or illicit drug use** means:

- the use of an illegal drug, being – a drug that is prohibited from manufacture, sale or possession in Australia – for example, cannabis, cocaine, heroin and amphetamine-type stimulants. Illicit drug use includes circumstances where no legal penalty can result from use of an illicit drug such as in jurisdictions where its use is not, or is no longer, criminalised
- the use, other than as prescribed by a **medical practitioner**, of a pharmaceutical, being – a drug that is available from a pharmacy, over the counter or by prescription – for example, opioid-based pain relief medications, opioid substitution therapies, benzodiazepines, over-the-counter codeine and steroids
- the use, other than as prescribed by a **medical practitioner**, of any psychoactive substances – legal or illegal – for example, kava, synthetic cannabis and other synthetic drugs, or inhalants such as petrol, paint or glue.

**Illness** means an illness or disease including any illness or disease disclosed to us and accepted by us as part of the application for Cover, or an application to extend, vary or reinstate Cover.

**Immediate family member** means any of the following:

- a **spouse**
- a son, daughter, father, mother, brother, sister, father-in-law or mother-in-law

a person in a bona fide domestic living arrangement and is financially interdependent. You must provide us with evidence of an established and ongoing interdependency. Your submitted claim should be legible, unaltered and include evidence that supports your claim. If the information you provide to us is insufficient for any reason, we will let you know why that is and will discuss with you what alternative documents may need to be provided.

**Important income producing duty** means each duty which is essential to the life insured's ability to produce their **monthly income** from their **primary occupation** or a **gainful occupation** (as applicable).

**Income to retirement** is annual income times the number of years to age 65, calculated as at the date of application or increase.

For example, a 40 year old earning \$80,000 per annum including superannuation, their income to retirement would be:

$$\$80,000 \times 25 \text{ (years to age 65)} = \$2,000,000$$

**Indexation factor:** we determine the 'indexation factor' each year based on the percentage increase in the Consumer Price Index (CPI). We use the CPI weighted average of eight capital cities combined, as published by the Australian Bureau of Statistics or its successor, for the 12 month period ending on 31 December each year. We apply the indexation factor from 1 May in the following year.

If there is no increase in CPI, then no increase will be offered.

If the CPI reduces over the relevant period, the indexation factor will be zero. Any subsequent increases in the CPI will first be offset against the previous reduction(s) in the CPI when we determine the next indexation factor.

If the CPI is not published, the indexation factor will be calculated from a comparable replacement index.

**Injury** means a bodily injury which either:

- occurs during the period of the policy
- was fully disclosed to us and we accepted as part of the application for Cover, or an application to extend, vary or reinstate Cover.

**Involuntarily unemployed/Involuntary unemployment**

means the life insured becomes unemployed from their current job through no fault of their own. This may mean their work place is restructuring and they are made redundant and while the life insured is willing to work, that role is no longer available.

**Irreversible** means the trauma condition cannot be reasonably improved upon by medical treatment and/or surgical procedures at the time of claim.

**Linked policy** means another policy linked to this policy under a SuperLink TPD or SuperLink Trauma arrangement, as described on pages 32 and 47.

**Loss of independent existence** means the life insured is totally and irreversibly unable to perform at least two of the following five '**activities of daily living**' without another adult person assisting:

- bathing and/or showering
- dressing and undressing
- eating and drinking
- using a toilet to maintain personal hygiene
- mobility.

**Loss of limbs and/or sight** means the total and permanent loss of the use of:

- two limbs, where 'limb' is defined as the whole hand or the whole foot; or
- the sight in both eyes; or
- one limb and the sight in one eye.

**Medical practitioner** means one of the following:

- a medical practitioner legally registered to practise in Australia
- a medical practitioner legally registered to practise in another country who has equivalent qualification.

Medical Practitioner generally includes the life insured's general practitioner and any treating specialists involved in diagnosis and management of their condition. For mental health claims, it can include a treating psychiatrist.

Where we need an opinion from a specific specialist physician appropriate to the medical condition (who is not a general practitioner or specialist general practitioner), we'll specify the specialist physician(s).

Medical practitioners do not include:

- the life insured or the policy owner, or the **spouse**, business partner or other **immediate family member** of the life insured or the policy owner.
- other allied health professionals including (but not limited to) psychologists, chiropractors, physiotherapists, or naturopaths.

**Monthly amount insured**, in respect of Income Secure Cover, Business Expense Cover or Living Expense Cover, means the amount shown on the Policy Schedule as the monthly amount insured for a particular life insured.

**Monthly amount insured payable** means the monthly amount insured payable calculated under Income Secure Cover and Business Expense Cover as if the life insured were entitled to a **Total Disability Benefit** under the relevant Cover and calculated under Living Expense Cover as if the life insured were entitled to a Living Expense Benefit.

**Monthly earnings** (for TPD Cover) means either:

- if the life insured is self-employed or a working director, the gross monthly income generated by the business after allowing for the expenses incurred in deriving that income
- if the life insured is independently **employed** (but not self-employed), the total remuneration package before tax and superannuation guarantee, and inclusive of regular bonuses, calculated monthly.

Monthly earnings does not include dividends, interest, rental income, proceeds from the sale of assets or royalties. For example, it would not include dividends from shares you hold in a publicly listed bank.

**Monthly income** means either:

- if the life insured is self-employed or a working director, the total remuneration package before tax and excluding superannuation guarantee calculated monthly, and your share of the gross monthly income generated by the business after allowing for the expenses incurred in deriving that income. This also includes **ongoing income** in any form that the life insured or any related person or entity on the life insured's behalf, receive, derive or are entitled to receive from any nature or form of business which the life insured engaged in
- in all other circumstances, the total remuneration package before tax and excluding superannuation guarantee, and inclusive of regular bonuses, calculated monthly.

Monthly income does not include dividends, interest, rental income, proceeds from the sale of assets or royalties. For example, it would not include dividends from shares you hold in a publicly listed bank, nor does it include any superannuation payments as required to fulfil superannuation guarantee contribution requirements.

**On claim** means the dates for which the policy owner is eligible to receive a benefit in respect of a life insured under the policy.

**OneCare External Master Trust** means a OneCare policy owned by the trustee of an external master superannuation fund.

**OneCare SMSF** means a OneCare policy owned by the trustee of a self-managed superannuation fund or small APRA fund.

**OnePath life insurance policies** mean any:

- OneCare or OneCare Super policy, or
- other policy insured by OnePath Life Limited (ABN 33 009 657 176) prior to 1 August 2022 acquired following individual underwriting, or
- other policy issued as a replacement of any of the above, excluding any group life policy held by a corporate or trustee of a superannuation fund to provide cover for a defined group of people.

**Ongoing income** means any net profit (income less expenses), salary, payment or income in any form that the life insured or any related person or entity on the life insured's behalf, receive, derive or are entitled to receive from any nature or form of business which the life insured engaged in either before the claim or whilst **on claim**. Ongoing Income does not include dividends, interest, rental income, proceeds from the sale of assets or royalties. For example, it would not include dividends from shares you hold in a publicly listed bank, nor does it include any superannuation payments as required to fulfil superannuation guarantee contribution requirements.

**Other payments** (for Income Secure Cover) means any of the following payments received because of the life insured's **illness** or **injury**:

- payments received from any other disability income, illness or injury policies, including group insurance policies, that at the time of application or at the time of application for an increase in benefits:
  - were not disclosed to us; or
  - that were disclosed to us but were to be replaced by this policyto the extent required to ensure the combined maximum amount paid in total does not exceed:
  - the life insured's **pre-claim earnings** capped at 70% of the first \$300,000, 50% of the next \$200,000 and 25% of the balance, divided by 12; and
  - the maximum monthly benefit payable.
- payments received from compulsory insurance schemes such as Workers' Compensation or Accident Compensation for loss of income
- **paid leave** received from an employer, including sick leave, annual leave or long service leave
- any common law settlements.

'Other payments' do not include any:

- business expenses disability insurance indemnifying against **business expenses**
- total and permanent disability benefits, trauma benefits, terminal illness benefits or lump sum superannuation benefits
- payment of sums awarded by a court for pain and suffering.

**Paid leave** means time allowed away from work during which you continue to receive payment.

**Partial Disability Benefit** means the Partial Disability Benefit we pay under Income Secure Cover or Business Expense Cover under this policy, as the context requires.

**Partially disabled/Partial disability** (for Business Expense Cover) has the meaning given to it on page 89.

**Partially disabled/Partial disability** (for Income Secure Cover) has the meaning given to it on pages 74 and 75, except during the waiting period where this term has the meaning given to it on page 73.

**Partial TPD Benefit** means the Partial TPD Benefit we pay under TPD Cover.

**Pre-claim business income** means the highest average of the monthly business income for any period of 12 consecutive months in the two years immediately before the life insured became totally disabled.

**Pre-claim earnings** means the life insured's average of **monthly income** for the 12 consecutive months immediately before the life insured's **disability**.

If **monthly income** reduces by 25% or more in the 12 consecutive months prior to **disability** compared to the previous 12 consecutive months, other than as a result of **unemployment** or sabbatical leave, then pre-claim earnings is the greater of the average **monthly income** in:

- the two years before the life insured's **disability**, or
- the financial year before the life insured's **disability**.

However, if the life insured is on parental leave at the date of the **disability** or in the 12 months before **disability**, we will use the average of **monthly income** for the 12 consecutive months before the period that leave commenced.

Pre-claim earnings will be adjusted by the **indexation factor** after each 12 month period the life insured remains **on claim**.

**Primary occupation** means any type of business, profession, service, trade, or employment which encompasses the duties predominantly carried out by the life insured at the time of **illness** or **injury**.

If the **injury** or **illness** occurs while the life insured is **unemployed**, or on parental or sabbatical leave, their primary occupation means any type of business, profession, service, trade, or employment which encompasses the duties predominantly carried out by the life insured at the last occupation they had before **unemployment**, parental leave or sabbatical leave.

Primary occupation is not specific to any place of employment, employer or position.

**Reasonably apparent** a reasonable person in the circumstances could be expected to have been aware of the symptoms.

**Significantly disabled/Significant disability** means that as a result of **illness** or **injury** the life insured is either:

- totally unable to perform at least two of the following five **activities of daily living** without another adult person assisting:
  - bathing and/or showering
  - dressing and undressing
  - eating and drinking
  - using a toilet to maintain personal hygiene

- getting in and out of bed, a chair or wheelchair or moving from place to place by walking, wheelchair or with assistance of a walking aid.

- suffering from a total deterioration or loss of intellectual capacity due to the loss of or damage to neurons in the brain (or through acquired brain injuries or progressive neurodegenerative disease) that requires the life insured to be under the continuous care and supervision by another adult person.

Certification by a **medical practitioner** who is an **appropriate specialist** is required.

**Specific loss** has the meaning given to it on page 32.

**Spouse** means a spouse, de facto spouse or person living in a bona fide domestic arrangement, where one or each of them provides the other with financial support, domestic support and personal care. Gender is irrelevant.

**Terminal illness/Terminally ill** (not applicable to Trauma Cover or Child Cover) means:

- for a policy held outside super (**excluding Extra Care Cover**): an **illness** that, in the opinion of an **appropriate specialist**, is likely to lead to the death of the life insured within 12 months from the date that the opinion is provided to us
- Extra Care Cover held outside super: the life insured must survive without life support for eight days after an **appropriate specialist** diagnoses that the illness is likely to lead to the death of the life insured within 12 months from the date that the opinion is provided and that 12 month period has not ended
- for a policy held through super (**excluding Extra Care Cover**): an **illness** that, in the opinion of two registered **medical practitioners** with at least one being an **appropriate specialist** in the area related to the **illness** is likely to lead to the death of the life insured within 12 months from the date the opinion was given, and for each opinion that 12 month period has not ended
- Extra Care Cover held through super: the life insured must survive without life support for eight days after diagnosis that the illness in the opinion of two registered **medical practitioners** with at least one being an **appropriate specialist** in the area related to the **illness** is likely to lead to the death of the life insured within 12 months from the date of the opinion and for each opinion that 12 month period has not ended.

**Total Disability Benefit** means the Total Disability Benefit we pay under Income Secure Cover or Business Expense Cover under this policy, as the context requires.

**Totally disabled/Total disability** (for Business Expense Cover) has the meaning given to it on page 87.

**Totally disabled/Total disability** (for Income Secure Cover) has the meaning given to it on pages 74 and 75, except during the waiting period where this term has the meaning given to it on page 73.

**Totally and permanently disabled/total and permanent disability/TPD** have the meaning given on pages 34 to 37.

**TPD Benefit** means the TPD Benefit we pay under TPD Cover. It does not include the **Partial TPD Benefit**.

**Uncomplicated pregnancy** means pregnancies with common issues such as: morning sickness, backache, varicose veins, carpal tunnel syndrome, ankle swelling, bladder problems, post-natal depression, multiple pregnancy, threatened miscarriage, participation in an IVF or similar program.

**Unemployed/Unemployment** means the life insured is not actively engaged in any gainful occupation for salary, reward or profit. It does not include sabbatical, maternity, paternity leave or if you become unemployed whilst **on claim**.

# THE COST OF THE POLICY

## The premium

The amount payable for your policy is called the premium.

The premium includes:

- the cost of Cover selected for each life insured
- any applicable fees, duties, government taxes or charges.

### Factors affecting the premium

The premium depends on a range of factors including the choices you make about your Cover:

- **the type of Cover selected:** the cost of each type of Cover depends on the benefits and features it provides. Higher premiums generally apply for Covers with a broader range of benefits and features, compared to Cover with a more limited range of benefits and features. For example, a higher premium applies for TPD Cover with the Own Occupation TPD definition compared to the Any Occupation TPD definition. A higher premium applies for Trauma Premier compared to Trauma Comprehensive.
- **the structure of your Cover(s):** the premium rates for TPD Cover and Trauma Cover depend on how you choose to attach or link those Covers to each other, and to Life Cover, whether under a single policy or through two linked policies under a SuperLink arrangement. For example, the premium for stand-alone TPD Cover is higher than the premium for TPD Cover attached to Life Cover, which is higher than the premium for TPD Cover attached to both Life and Trauma Cover
- **the amount insured or monthly amount insured selected:** generally, the higher the amount insured you select for each Cover, the higher the premium. When we offer to increase the amount insured at each policy anniversary under Indexation, the premium will generally increase to reflect the change. Discounts may apply above certain threshold amounts
- **the number of Covers you select for a life insured:** discounts may apply to some Cover if you choose multiple Covers of different types for a life insured. Please see page 13 for more information
- **the number of lives insured under one policy or a group of policies:** discounts may apply based on the number of lives insured under a single policy or under a group of policies where we recognise a business and/or family relationship between the lives insured. Please see page 13 or more information
- **for monthly benefit Covers, the waiting period selected:** for Income Secure Cover, Business Expense Cover and Living Expense Cover, the shorter the waiting period you select, the higher the premium
- **for Income Secure Cover and Living Expense Cover, the benefit period selected:** the longer the benefit period you select, the higher the premium
- **the Options at extra cost selected:** most types of Cover allow for a range of options at extra cost to be selected. If you choose to include any of these options in your Cover, the premium will be higher

- **whether variable age-stepped premiums or variable premiums are selected:** (see 'Premium types' on page 113)
- **the frequency of premium payments:** the total premium payable each year is higher the more frequently you choose to pay. Currently, a 3% loading on the annual premium applies to half-yearly instalments and a 6% loading applies to monthly instalments.

The premium may also depend on each life insured's:

- **age:** generally, the older the life insured, the higher the premium
- **gender:** mortality rates, and the incidence and duration of illness and injury, vary by gender, so premium rates for any one type of Cover are different between males and females. For example, Life Cover premiums are generally lower for females compared to males, while Income Secure Cover premiums are generally lower for males compared to females
- **occupation:** we classify occupations which present a similar risk profile into occupation categories. The greater the risk for occupations within a given category, the higher the premium. We generally charge different premium rates for each occupation category for TPD Cover, Income Secure Cover and Business Expense Cover. We may also charge higher premiums for certain higher risk occupations for other types of Cover
- **employment status (whether self-employed or salary-based employee):** for Income Secure Cover the premium rates for a life insured who is self-employed are generally higher than those for a life insured who is a salary-based employee
- **smoking status:** premium rates for smokers are higher than they are for non-smokers
- **health:** generally, the better the state of health of the life insured, the lower the premium. When we assess your application, we consider the state of health and medical history of each life insured. In some circumstances, we may only be able to provide cover if you agree to additional premium loadings
- **sports and recreational pursuits:** participation in certain sporting activities or recreational pursuits may carry greater risk. When we assess your application, we consider these activities and pursuits followed by each life insured. In some circumstances, we may only be able to provide cover if you agree to additional premium loadings
- **income to retirement:** where the Cover amount is more relative to the life insured's **income to retirement**, your premium for TPD Cover may be higher. Where you insure less, the premium will be lower
- **state of residence:** the state and territory governments may charge stamp duty on different types of Cover at varying rates and depending on the residence of the life insured. The way we calculate the premium takes into account the costs of stamp duty we incur on your policy, and so the premium may vary depending on the state of residence of the life insured.

Before applying for Cover, you can obtain from your **financial adviser** an indicative illustration of the premium based on the standard premium rates, and our classification of your occupation, current at that time. The actual premium for the first year of the policy may be higher than that quoted in the indicative illustration which accompanies the application we receive from you if:

- a life insured has a birthday after the illustration is provided and before the Cover begins, or
- any changes are made to the Covers and options applied for, or to existing OneCare policies for the lives insured, including changes across any business or family groups on which discounts may depend (please see page 111), or
- after assessing your application, we are only able to provide Cover if you agree to a higher premium. For example, we may ask you to agree to a higher premium before we issue your Cover because we decide a premium loading for health reasons or recreational pursuits is necessary, or because we reclassify your occupation to a different occupation category.

### When we recalculate the premium

We calculate the premium at the policy start date and at each policy anniversary. We also recalculate the premium when you request a change to the policy which we approve, or when we decrease the amounts insured for Covers after we pay claim benefits. The premium payable for the first year of the policy is shown on the Policy Schedule.

### The premium will vary over time

Factors used in calculating the premium that can change from year to year include:

- whether your premiums are variable age-stepped or variable premiums
- whether you or the life insured qualify for a premium rating factor or discount under the terms of any special program we offer
- whether you decline indexation offers
- whether we change premium rates. Such changes would apply to all policies in the same category
- the period of time since health, financial, and occupational assessment. Premiums are generally higher for variable age-stepped premiums if the period of time that has passed since the health, financial and occupational assessment is longer and lower if the life insured's health, financial and occupational assessment has been recently completed.

### Minimum annual premium for increases

The minimum annual premium for increases is \$50 p.a. for each life insured. This minimum does not apply to indexation increases.

#### Premium must be paid to keep Cover in force

The premium and any applicable fees, duties or charges must be paid in full to keep the policy in force.

If the premium and other amounts have not been paid in full for each life insured, the policy may be cancelled and we will cease to be liable to pay any benefits for events occurring after cancellation.

We will give the policy owner, or the life insured under OneCare Super, at least 30 days' notice and opportunity to pay the overdue premium before we cancel the policy.

## You may be able to reinstate your Cover

### Auto-reinstatement

If we cancelled your Cover because premiums have not been paid or you cancel your Cover, you can reinstate all or some of the Cover in the first 30 days from the date the Cover is cancelled. Simply let us know and pay all outstanding premiums within the 30 days. Your Cover will be reinstated on the same or equivalent terms available at the time of reinstatement.

### Reinstatement after the auto-reinstatement period

Other than your rights to reinstate all or some of the Cover set out above, you will generally need to make a new application for any future Cover and the new terms available at the time will apply.

However, if we cancelled your Cover because premiums have not been paid, you can apply to reinstate all or some of your Cover. You will need to complete a reinstatement application so that we can assess the life insured's health, financial situation, lifestyle, and pastimes. You have 12 months from the date your Cover was cancelled to apply for reinstatement using this shorter application process. We do not guarantee reinstatement will be available. We may decline to reinstate or only offer the Cover subject to condition(s).

If we accept your application to reinstate your Cover, your Cover will start again from the date of acceptance, which we will confirm in writing. Between this time and when you last held Cover, there is no Cover.

Acceptance of your application for reinstatement does not mean your Cover is continuous and benefits are not payable for any condition which occurs or becomes **reasonably apparent** while your Cover is cancelled. Also some benefits explained in this document are affected by a reinstatement in Cover such as exclusion periods which re-start. Please refer to the section of this document which explains the Cover you have selected for further information.

### The policy owner pays the premium

The policy owner pays us the premium for the policy.

For policies held through super, the trustee of the super fund pays the premium. For further details about paying premiums under OneCare Super, please refer to the OneCare Super PDS. All premiums must be paid in Australian currency.

### Premium rates

We calculate the premium by reference to a table of premium rates for each Cover and any options selected.

A table of premium rates is available upon request.

In setting premium rates, we consider the risk group and the costs of setting up and administering the policy.

### We can change premium rates

We do not guarantee premium rates for either variable age-stepped or variable premiums. We can increase premium rates, but the increase only takes effect from the policy anniversary after the change. We must also give the policy owner 30 days' notice of the increase.

However, if you change your policy, we will recalculate your premium based on the rates applicable at the time the change is requested.

We will not increase the premium rates for an individual policy within a defined risk group unless we increase the premiums for every policy in that risk group, on advice from our actuary.

Factors which can result in changes to premium rates include changes in:

- costs we incur in providing OneCare and OneCare Super, for example, the cost of claims. The amount we pay in claims could be higher than expected if we pay more claims than expected, if we pay higher benefit amounts than expected, if we pay benefits for longer periods than expected, and if emerging industry experience and trends show an increase in long term claims cost
- commission costs
- the cost of reinsurance
- capital and regulatory requirements
- expected policyholder behaviour across the portfolio, including how long OneCare and OneCare Super policies are held
- economic factors such as interest rates, inflation rates, employment level and market returns
- tax, government, or other mandatory charges
- other factors affecting our ability to continue providing cover and meeting claims under OneCare and OneCare Super.

Regardless of whether variable age-stepped or variable premium is selected, premium rates and premium factors are not guaranteed or fixed and insurers have increased premium rates in the past and may increase in the future.

### Premium types

The way we calculate the premium depends on the premium type you select. The premium type applying to each Cover is shown on the Policy Schedule.

We offer the following two premium types, explained below:

- variable age-stepped premium
- variable premium.

Under variable age-stepped premiums, we re-calculate the premium on each policy anniversary based on the life insured's age on that anniversary. The premium will also depend on various other factors such as the amount of Cover. Variable age-stepped premiums are likely to increase with age. The premium will also change when Cover changes. This includes changes to the amounts insured and monthly amounts insured due to indexation.

For variable age-stepped premiums, there are two options available as to how this will be priced into your premiums, which must be chosen at application and cannot be changed after the policy starts:

- Lower upfront pricing (standard) – premiums are lower in the initial years compared to the Flatter pricing option
- Flatter pricing – premiums are initially higher compared to the Lower upfront pricing (standard) option. Premiums will generally be lower than the Lower upfront pricing (standard) option after the 4th or 5th policy anniversary. If Flatter pricing is selected this will be shown on your policy schedule.

Under variable premiums, we calculate the premium based on an age-based premium rate determined by the life insured's

age at the **Cover start date**. This rate will apply until the policy anniversary when the life insured is age 65, unless we change the premium rates.

Variable premiums are 'averaged out' over the policy duration, which means you generally have higher premiums than variable age-stepped during the initial years, but lower premiums in later years. If you are planning on keeping your policy for longer than 10 to 12 years, variable premiums may save you money over the life of your policy.

Variable premiums are only available for Life, TPD and Trauma Cover when the life insured is under age 65. On the policy anniversary when the life insured is age 65, variable premiums will convert to variable age-stepped premiums. The premiums on or after 65 years will generally be significantly higher than premiums paid in earlier years. We will remind you about this change when the life insured approaches 65 so that you have time to seek advice and decide whether to continue the cover.

Under variable premiums, if the amount insured increases, including for indexation, the premium for the increase depends on the life insured's age when the amount insured increases and the variable premium rate for that age.

If the policy owner, or the life insured under OneCare Super, wishes to reduce the amount insured, we first reduce the latest issued variable premium amount insured and premium. After this, we reduce each previously issued variable premium amount insured and premium.

### Premium discounts

Please see page 13 for information about premium discounts we offer.

### Government charges

We will pay any stamp duty, tax, excise or other charges that the Commonwealth, or a State or Territory Government, impose or apply to this policy.

However, we reserve the right to recoup any such taxes or charges through the premium, and the right to increase the premium to cover any increase in, or addition to, these taxes or charges.

Unless stated otherwise, the premium you pay is inclusive of any applicable stamp duty, tax, excise or other government charges that apply to this policy.

Goods and Services Tax (GST) is not currently payable on insurance premiums for the policies described in this PDS.

### Administration charges

We reserve the right to charge a fee to recoup the costs of administering any function that any Commonwealth, State or Territory Government requires of us in respect of this policy.

### Payment of premium

Premiums are payable to us.

Annual premiums for the policy must be paid by the policy anniversary date.

If we agree to premiums being paid by instalments, the relevant premium instalment amount must be paid by the relevant instalment date.

We may agree to premiums being paid by instalments and an approved payment method. If we do so, a payment frequency loading may apply.

The Policy Schedule will show the frequency of premium payments. We may increase or vary frequency loadings on instalment premiums by prior written notice to the policy owner, or the life insured under OneCare Super.

If there is more than one life insured or Cover under the policy, we will calculate the premium payable in respect of each life insured and each Cover. However, we consider the premium paid in full only when all amounts for each life insured have been paid.

### **Refunds if you cancel or change the policy**

If the premium is paid by monthly instalments and the policy is cancelled, we will not refund any premiums paid. Cover ends at the end of the period you have paid premiums for. If you request a change to the Cover so that the premium payable decreases, the change will apply to the Cover from the date we confirm it, and the new premium will apply from the next monthly instalment due date.

If premiums are paid annually or half-yearly and the policy is cancelled, or changed so that the premium payable decreases, before the next annual or half-yearly instalment is due, we will pay a pro-rata refund to the policy owner based on the number of whole months remaining in the period of cover you have paid premiums for.

If you make any other overpayment of premium, we will only refund amounts which exceed \$5.00.

If your OneCare policy is held through super, pro-rata refunds of any contributions or rollovers received are subject to preservation requirements.

If you have OneCare held through super via the trustee(s) of an external master trust or SMSF, any pro-rata refund will be paid to the trustee(s) as the policy owner.

For OneCare Super, any pro-rata refund will either:

- be transferred to the superannuation fund from which the amount was originally rolled over to OneCare Super (if applicable), or
- another eligible superannuation fund you nominate by providing a new rollover instruction.

### **Financial adviser commission**

If you purchase your OneCare policy through a **financial adviser**, we may pay your **financial adviser** commission. This payment is already incorporated into the premium we receive. Please see page 6 for further information about **financial advisers**.

We may also remunerate financial services dealer groups based on commercial arrangements. These payments are made by us.

# FURTHER TERMS OF THE POLICY

## No surrender value

This policy provides insurance Cover only. The Covers under this policy do not include an investment income or accruals from investing your premium. The policy has no surrender value.

## Statutory funds

We will place premiums for this policy in our Statutory Fund No.2 and pay any claims under this policy from this statutory fund.

We reserve the right to transfer all or any policies to any new or existing statutory fund or sub-fund in that statutory fund where the appropriate prudential regulator permits, if permission is necessary.

## Governing law and notices

This policy is governed by the law that applies within the state of New South Wales.

Notices sent by post will be considered to be given and effected at the earlier of the time it is actually received and the time it would have been delivered in the ordinary course of post.

## Policy anniversary

The first policy anniversary date is 12 months after the policy start date, which is shown on the Policy Schedule.

## Remaining benefits where multiple Covers or lives insured

If there is more than one life insured or Cover under the policy and a benefit becomes payable in respect of one of them, the policy continues to insure the remaining persons and Covers.

This is subject to the conditions on when this policy ends. Please see below. It is also subject to the conditions for benefit reductions set out in each Cover section.

The premium must continue to be paid for the remaining life or lives insured and the remaining Covers.

## When this policy ends

This policy will end on the earliest of the following:

- if we receive notification to cancel the policy from the policy owner, or the life insured under OneCare Super, the end of the period of cover you have paid premiums for, adjusted for any premium refunds payable
- date we lawfully cancel and/or avoid the policy
- date we cancel the policy because the premium has not been paid when due. We will write to the policy owner, or the life insured under OneCare Super, at least 30 days before and provide the opportunity to pay the overdue premium before we cancel the policy

- ending of all Covers for all lives insured under the policy. The circumstances in which each Cover will end are set out in each Cover section in this PDS
- if the policy is held through super, the date the life insured ceases to be a member of the Fund or external master trust
- date the last life insured under the policy dies.

## How to nominate and update beneficiary details

When applying, you may nominate beneficiaries to receive any Death Benefits payable.

### Cover held outside super

Under OneCare held outside super, you can nominate the beneficiaries to receive any Death Benefit payable if a life insured dies, and the proportions of the Death Benefit each beneficiary is to receive. A nominated beneficiary can be an individual, trust, company or charitable foundation. We will confirm each nominated beneficiary in writing.

The nomination will apply to Death Benefits in respect of a life insured payable across all Covers under the policy. If you do not nominate a beneficiary, we will pay any Death Benefit to you as policy owner, or your estate.

If the total benefits payable to nominated beneficiaries is less than 100% of the total Death Benefit payable, we will pay the balance of the Death Benefit to you or your estate.

If a nominated beneficiary dies before you, we will pay to you or your estate any benefits that would have been allocated to that beneficiary. If a nominated beneficiary is a trust, company or charitable foundation that no longer exists when the life insured dies, we will pay to you or your estate any benefits that would have been allocated to that beneficiary.

If you assign the ownership of your policy to a new policy owner, we will cancel your nominations.

### Cover held through super

If you hold your Cover through a super fund, we will pay any Death Benefit under the policy to the trustee of your super fund.

If you choose OneCare Super, please refer to the OneCare Super PDS for details of how to nominate beneficiaries for any Death Benefit payable from the Fund.

If you hold your Cover through another super fund you should contact the trustee of that fund for information about nominating beneficiaries for any Death Benefit payable from the fund.

## Transfer of policy ownership

You may apply to us to transfer the ownership of your policy using a form acceptable to us.

However, we may refuse to transfer ownership of your policy where:

- a. there is or will be an arrangement or facility with an entity for the transfer of a legal or beneficial interest in your policy (such as a co-ownership arrangement or a change of ownership); and
- b. that arrangement or facility involves an entity that carries or carried on (or is or was authorised to carry on) a financial services business in connection with the transfer of legal or beneficial interests in life policies, or a similar business; and
- c. under or in connection with that arrangement or facility:
  - there is or may in future be an assessment of the life insured (eg a health assessment or statistical modelling); and
  - an entity, other than you, is entitled to receive directly or indirectly all or some of the benefits that may become payable under the policy.

We will not refuse to transfer ownership of a life policy between trustees of self-managed super funds (SMSFs), or between entities where the policy covers a class of employees.

## Converting cover out of super

There may be tax consequences on transferring a policy depending on your particular circumstances. We recommend you seek advice from a tax adviser.

### **OneCare Super**

If you hold Cover through the Fund, and you want to continue your Cover under a different policy owned by you, we may offer to cancel your policy and replace it with a new policy. You will be required to complete a new application and the new Cover will be subject to the same loadings, exclusions and other special terms as your existing Cover and subject to the Cover options and premium rates applicable at the time. We may decline to replace your policy where you have made a claim under it, or are eligible to make a claim.

### **OneCare issued to other superannuation trustees**

If you hold Cover through an external superannuation master trust, self-managed super fund or small APRA fund, and you want to continue your Cover under a different policy owned by you, we may offer to cancel your policy and replace it with a new policy. You will be required to complete a new application and the new Cover will be subject to the same loadings, exclusions and other special terms as your existing Cover and subject to the Cover options and premium rates applicable at the time. We may decline to replace your policy where you have made a claim under it, or are eligible to make a claim.

## Confirmation of transactions

We generally confirm transactions by issuing a letter of confirmation or a Policy Schedule.

You can request confirmation of your transactions and any other additional information about your policy in the following ways:

- login to download your transactions or view other information about your policy at [onepath.com.au/myonepathlife](http://onepath.com.au/myonepathlife)
- call us on 133 667 between 8.30am and 6.00pm (Sydney time), weekdays, and have your query answered over the phone.

# KEY INFORMATION YOU SHOULD KNOW

The information provided in this section does not form part of your policy.

## Taxation

The taxation information provided below is based on our interpretation of the taxation laws and rulings that were current when this PDS was prepared. This PDS relies upon that legislation, and its practice and interpretation, continuing.

The information is of a general nature only, and does not constitute tax advice. We recommend you seek tax advice specific to your personal circumstances, from a tax adviser.

The information applies to types of OneCare policy ownership other than OneCare Super. For taxation information on OneCare Super, please refer to the OneCare Super PDS.

### Cover held outside super

Whether premiums paid for OneCare Cover are tax deductible and whether OneCare benefits paid are assessable for tax depends on various factors. These factors include the type of Cover insured, who owns the policy, and who pays the premium.

Where you hold the policy for personal purposes, the premium paid is not tax deductible and benefits paid under the policy are generally not assessable as income or capital gains.

However, premiums paid for insurance Cover that is intended to replace income, such as income protection Cover, or for the purposes of carrying on a business such as Business Expense Cover are generally tax deductible. Any benefits received under such Cover including those paid as contributions to a complying superannuation fund under the Super Contribution Option will generally be assessable as income.

Where a policy is held by an employer or for business insurance purposes, the taxation implications are complex and depend upon the circumstances of the business or employer. For more information contact your tax adviser.

### Cover held within super (as trustee of a self-managed super fund)

The premiums for a policy held by the trustee(s) of a self-managed super fund are generally tax deductible to the trustee depending on the extent to which they relate to the fund's liability to pay:

- a superannuation death benefit
- a superannuation benefit because of a terminal medical condition
- a disability superannuation benefit
- an income stream because of temporary incapacity.

The gross amount of any benefit that is payable under a policy held by the trustee(s) of a self-managed super fund will be paid to the trustee. The trustee is responsible for determining any tax liability in respect of a benefit that it receives into or distributes from the self-managed super fund.

The amounts received by the fund members or beneficiaries may have special tax treatment which does not necessarily depend on the nature of the original insurance claim payment. We recommend you seek professional tax advice.

## Enquiries and Complaints

We value your feedback regarding our performance and we are committed to resolving any concerns you may have.

We will do our best to resolve your concerns genuinely, promptly, fairly and consistently, and keep you informed of the progress.

If you are not satisfied with the response to your complaint or feedback, your concerns will be escalated to our Complaints Resolution team.

Website [onepath.com.au/about-us/complaints](http://onepath.com.au/about-us/complaints)

Phone 133 667

Email [insurancefeedback@onepath.com.au](mailto:insurancefeedback@onepath.com.au)

In writing GPO Box 4148  
Sydney NSW 2001

### Further Help – the Australian Financial Complaints Authority (AFCA)

You have the option to lodge a complaint with AFCA if you are not satisfied with our response. AFCA provide a fair and independent review of your complaint, that is free to consumers.

Website [afca.org.au](http://afca.org.au)

Email [info@afca.org.au](mailto:info@afca.org.au)

Telephone 1800 931 678 (free call)

In writing Australian Financial Complaints Authority  
GPO Box 3  
Melbourne VIC 3001

Time limits may apply to complain to AFCA. Please act promptly and consult the AFCA website to find out if or when the time limit relevant to your circumstances expires.

## Risks of insurance

You should be aware of the following insurance risks:

- your chosen insurance may not provide appropriate Cover for your needs. Your **financial adviser** can help you choose insurance that is most appropriate for your needs and circumstances
- the amount of insurance selected may not adequately cover the life insured if they suffer **illness** or **injury**
- the cost of your Cover may increase over time and the premium rates are not guaranteed (please see pages 111 to 114 for more information about how premiums may change)

- we may not pay a benefit in some circumstances because an exclusion applies to your Cover. Please see the section, 'We will not pay a benefit in some circumstances' on pages 17 to 19 for full details
- future new Cover or increases in Cover may not be available to the life insured due to health reasons. You should not cancel existing policies or allow them to lapse until any new Cover is accepted and current
- if you do not pay the premiums when due, or in the case of OneCare Super, make contributions or rollovers to the Fund, so that the Trustee can pay premiums, we may cancel the policy after giving notice. If the policy is cancelled it will no longer provide cover and we will not pay any claims. You may apply to reinstate Cover although Cover only recommences once we approve your application, and our approval is not guaranteed
- if you do not comply with the duty to take reasonable care not to make a misrepresentation we may cancel your policy or avoid Cover and not pay any claim. The duty to take reasonable care not to make a misrepresentation is explained on page 10.
- benefits paid to the trustee of a super fund may only be released to you if permitted by the governing rules of the super fund and the law. Consult your trustee or **financial adviser** for information on whether and when benefits can be released to you.

## Interim Cover

OnePath Life can provide you with Interim Cover at no cost.

It is subject to all the following:

- the terms and conditions which apply to the Cover(s) being applied for as set out in this PDS
- the description in this PDS
- the following additional terms and conditions for Interim Cover.

### Terms used for Interim Cover

'Application Form' means either a current OneCare paper Application Form, a OneCare Express electronic Application Form or any other method we accept which is completed in respect of a policy as described in this PDS.

'Life insured' means the person(s) nominated in the application as the life to be insured.

'Policy owner(s)' means the person(s) nominated in the application as the policy owner(s).

### Interim Cover for OneCare Super applications

If the application is for a OneCare Super policy, we provide the Interim Cover to the life insured while we assess the application for insurance and the application for membership of the Fund. Any benefits payable under this Interim Cover do not form part of the life insured's superannuation entitlements held in the Fund.

### Eligibility for Interim Cover

Interim Cover is only available if the life insured is:

- for Life Cover – aged between 15 and 75 years
- for TPD Cover – aged between 15 and 60 years
- for Trauma Cover – aged between 15 and 65 years
- for Continuous Care Cover – aged between 15 and 60 years
- for Income Secure Cover or Business Expense Cover – aged between 19 and 60 years, and gainfully employed or self-employed, performing their normal duties and receiving salary, reward or profit
- for Living Expense Cover – aged between 19 and 60 years
- for Child Cover – aged between 2 and 15 years
- for Extra Care Cover, Extra Care Accidental Death Benefit only – aged between 15 and 60 years.

Interim Cover does not apply if the Cover applied for in the Application Form is either of the following:

- to replace existing insurance which is still in force, whether with us or another insurer
- would normally be declined or deferred under our current underwriting rules.

### Commencement of Interim Cover

Interim Cover will only commence when we or an authorised adviser receives a fully completed, signed and dated OneCare application. If applying using OneCare's electronic application, the application must be 'submitted'.

If using the 'Tele-Interview' service, Interim Cover will commence once the electronic application has been submitted. We will not delay the start of Interim Cover until the life insured completes the 'Tele-Interview', even though the application will be incomplete.

If using the 'Online Questionnaire' service, Interim Cover will commence once the electronic application has been submitted and the life insured has completed the 'Online Questionnaire'.

For Interim Cover to continue, we must receive one of the applicable payment options below within 14 days of the date we or an authorised adviser receives your fully completed, signed and dated application:

- a valid Direct Debit Authority or an authority to charge your credit card for paying the first premium
- enduring rollover authority to pay premiums (for OneCare Super only)
- a valid external superannuation fund or master trust member number (for OneCare External Superannuation policies).

### Interim Cover Benefit

#### Life Cover

If you have applied for Life Cover for a life insured, and that life insured dies during the term of this Interim Cover, we will pay the Interim Cover Benefit for Life Cover.

### TPD Cover

We will pay the Interim Cover Benefit for TPD Cover if all the following apply:

- you have applied for TPD Cover for a life insured
- the life insured becomes **totally and permanently disabled** during the term of the Interim Cover
- the life insured satisfies the survival period conditions set out in this PDS.

The definition of **TPD** will be that applied for in the application and as outlined in this PDS, except for the SuperLink SIS Own Occupation and Own Occupation TPD definition where the SuperLink SIS Any Occupation or Any Occupation definition will apply.

If the life insured does not meet the survival period conditions set out in this PDS and has applied for:

- Life Cover with attached TPD Cover, we will pay the Death Benefit under Life Cover

### Trauma Cover

We will pay the Interim Cover Benefit for Trauma Cover if all the following apply:

- you have applied for Severity Trauma, Trauma Comprehensive or Trauma Premier Cover for a life insured
- the life insured suffers one of the following listed trauma conditions as a result of an **injury** during the term of the Interim Cover
- the life insured satisfies the survival period conditions set out in this PDS.

The trauma conditions are:

- **blindness (permanent in both eyes)**
- **burns (severe)**
- **coma (of specified severity)\***
- **deafness (permanent in both ears)**
- **head trauma (permanent and irreversible)**
- **intensive care (prolonged)\***
- **loss or paralysis of limb (permanent).**

Trauma conditions marked with a "\*" are excluded from Severity Trauma Cover.

If the life insured does not meet the survival period conditions set out in this PDS and has applied for:

- Trauma Cover attached to Life Cover, we will pay the Death Benefit under Life Cover

A **medical practitioner** must certify the trauma condition with relevant supporting evidence. The evidence must confirm that all elements of the trauma definition have been met including e.g. any specified test results or medical procedures. We may reasonably require the life insured to undergo additional medical examinations or tests in order to verify the defined trauma condition.

### Continuous Care Cover

We will pay the Interim Cover Benefit for Continuous Care Cover if all the following apply:

- you have applied for Continuous Care Cover for a life insured
- the life insured suffers the **loss of limbs and/or sight** as a result of an **accidental injury** during the term of this Interim Cover
- the life insured must survive at least 8 days after the loss.

### Income Secure Cover, Business Expense Cover and Living Expense Cover

If you have applied for the above Covers for a life insured, and that life insured is **totally disabled**, or **significantly disabled** for Living Expense Cover, we will pay a monthly Interim Cover Benefit. We will pay from the end of the waiting period applied for in the application. We pay for the lesser of:

- the period of **total disability** or **significant disability**, as applicable
- six months.

The definition of **totally disabled** for Income Secure Cover and Business Expense Cover, and **significantly disabled** for Living Expense Cover, and the terms which apply to the benefits we pay are as outlined in this PDS.

We will not pay any other benefits, standard features or extra cost options under Interim Cover.

### Child Cover

We will pay the Interim Cover Benefit for Child Cover if all the following apply:

- you have applied for Child Cover for an insured child
- that insured child dies or suffers one of the following listed trauma conditions as a result of an **injury** during the term of the Interim Cover.

The trauma conditions are:

- **blindness (permanent in both eyes)**
- **brain damage (permanent impairment)**
- **burns (severe)**
- **deafness (permanent in both ears)**
- **head trauma (permanent and irreversible)**
- **loss or paralysis of limb (permanent).**

A **medical practitioner** must certify the trauma condition with relevant supporting evidence. The evidence must confirm that all elements of the trauma definition have been met including e.g. any specified test results or medical procedures. We may reasonably require the insured child to undergo additional medical examinations or tests in order to verify the defined trauma condition.

### Extra Care Cover

If you have applied for Extra Care Cover for a life insured, and they suffer an **accidental death** during the term of this Interim Cover, we will pay the Interim Cover Benefit for Extra Care Cover. Extra Care Terminal Illness Benefit and Extra Care Extended Needle Stick Benefit are not provided under Interim Cover.

### Interim Cover maximum limits

For each Cover, the Interim Cover Benefit we will pay will be the lesser of the:

- amount insured applied for
- maximum amount payable under Interim Cover for each Cover as specified below:
  - Life Cover – \$1 million\*
  - TPD and Trauma Cover – \$500,000\*
  - Continuous Care Cover – \$200,000
  - Income Secure and Business Expense Cover – \$5,000 per month<sup>†</sup>
  - Living Expense Cover – \$2,000 per month
  - Child Cover – \$200,000
  - Extra Care Cover – Accidental Death Benefit only – \$500,000
- difference between the benefit amount applied for and any existing insurance with OnePath Life which is to be replaced
- reduced amount insured that would be offered where under its current underwriting rules, OnePath Life would offer a lower sum insured to that applied for in the Application Form
- reduced amount insured the loaded premium would purchase when compared to the standard premium, where under its current underwriting rules OnePath Life would apply or has offered to accept the application with a premium loading.

\* We pay this amount or the **equivalent instalment amount** calculated by OnePath Life based on the nominated term of the instalment.

† A maximum of \$30,000 will be payable in total benefits for Income Secure Cover and Business Expense Cover.

Where under its current underwriting rules OnePath Life would offer Cover subject to special terms and conditions, such special terms and conditions will apply to the Interim Cover.

If Cover was applied for a life insured across multiple policies and we pay less than the amount insured applied for, we pay each policy owner a share of the total amount paid in proportion to the amounts applied for.

### Interim Cover claims

If you claim before an underwriting decision has been made on the life insured, our claims assessment will not proceed until an underwriting assessment is complete.

The claim will be denied if the appropriate underwriting decision on the calendar day preceding the **injury** or **illness** for which the Interim Claim is made, would have been to deny or exclude that claim.

### Exclusions on Interim Cover

No benefit will be payable in respect of Interim Cover if the Interim Cover event results directly or indirectly from any of the following:

- anything happening to the life insured in war. This exclusion does not apply to Life Cover or the Extra Care Accidental Death Benefit
- an intentional self-inflicted act

- the life insured engaging in any sport, pastime or occupation which would not normally be covered under our current underwriting rules
- the life insured engaging in any sport or pastime where the insured had the option to be covered for that sport or pastime by selecting to pay a higher premium at quotation stage but chose not to
- any condition the life insured knew about before Interim Cover started
- any condition for which the life insured consulted a qualified **medical practitioner** before the date of the Application Form
- for Income Secure Cover, Business Expense Cover and Living Expense Cover only – the life insured's **uncomplicated pregnancy**, miscarriage or childbirth. However, if the life insured spends more than three months **totally disabled** from the date the pregnancy ends and continues to be **disabled**, we will pay benefits. We will pay from the end of that three month period, or the end of the waiting period if greater
- for Severity Trauma Cover, Income Secure Cover and Business Expense Cover the life insured's **illicit drug use**
- if you claim before the underwriting decision has been made for a life insured we will consider the appropriate underwriting decision for the calendar day preceding the **injury** or **illness** for which the Interim Claim is made. If the appropriate decision would have been to deny or exclude that claim, we will deny the claim.

### Duration of Interim Cover

Interim Cover, in respect of the Cover applied for, will end and your eligibility for Interim Cover will automatically cease on the earlier of the following:

- the date we accept, decline or defer the application in respect of the life insured
- the date the policy owner(s) withdraws the application
- the date we cancel this Interim Cover by written notice to the policy owner, or the life insured under a OneCare Super application, as permitted by law
- 21 days from the date we offer varied terms of acceptance of the application, such as a premium loading or exclusion, requiring acceptance by the policy owner
- the date the life insured ceased to be at work for reasons other than **illness** or **injury** for Income Secure Cover and Business Expense Cover
- the life insured attaining the Cover expiry age specified below:
  - Child Cover – 15 years
  - TPD/Continuous Care/Income Secure/Business Expense/Living Expense and Extra Care Covers – 60 years
  - Life Cover – 75 years.

## Privacy Statement

Your personal information will be handled by Zurich Australia Limited (Zurich) as the issuer of OneCare and administrator and insurer of OneCare and OneCare Super in accordance with the Privacy Policy available at [onepath.com.au/insurance/privacy-policy](http://onepath.com.au/insurance/privacy-policy). You may also request a free copy of the Privacy Policy by contacting Customer Care on 133 667.

Please read the information contained in this section carefully, as it describes how Zurich, as the issuer of this PDS, handles your personal information. In this section, any reference to your personal information may include (if authorised and required) any health or other sensitive information that Zurich may hold about you. Zurich may send you information on their products and services from time to time. If you do not wish to receive this information, please contact Customer Care on 133 667.

### Zurich's Privacy Statement

Zurich is bound by the *Privacy Act 1988* (Cth). Before providing Zurich with any personal or sensitive information, read this outline to understand what Zurich will do with your information. If you are not the only person providing information, then the other people providing information need to know this too.

### Zurich collects and uses personal information to manage your insurance

Zurich collects, uses, processes, and stores personal information and, in some cases, sensitive information about you for several purposes. Purposes include complying with Zurich's legal obligations, assessing your application for insurance, managing the insurance, improving customer service or products, managing claims and dealing with potential misrepresentation. If you do not agree to provide Zurich with the information, Zurich may not be able to process your application, manage your cover or assess your claims. Other than from you, Zurich may also collect information from government offices and third parties to assess an application or a claim.

By providing Zurich or your financial adviser with your information, you consent to Zurich's use of this information which includes Zurich sharing your information with other parties where relevant for the purposes. Other parties can include the policy owner, your financial adviser and their licensee, affiliates of the Zurich Insurance Group Ltd, other insurers and reinsurers, Zurich's service providers, banking gateway providers, credit card transaction processors, and Zurich's business partners. It also includes other organisations in an alliance with Zurich to co-issue, distribute, improve, manage and administer Zurich's products and services (including health services), carry out business functions and undertake analytics activities. Zurich may also use or disclose your information as authorised or required by law within Australia or overseas.

These are the relevant Australian laws that may apply:

- *Australian Securities and Investment Commissions Act 2001*
- *Corporations Act 2001*
- *Insurance Contracts Act 1984*
- *Life Insurance Act 1995*
- *Superannuation Industry (Supervision) Act 1993*
- *Anti-Money Laundering and Counter-Terrorism Financing Act 2006*
- *Anti-Money Laundering and Counter-Terrorism Financing Rules Instrument 2007 (No. 1)*
- *Income Tax Assessment Act 1936*
- *Income Tax Assessment Act 1997*
- *Taxation Administration Act 1953*
- *Superannuation Guarantee (Administration) Act 1992*
- *Small Superannuation Accounts Act 1995*
- *Superannuation (Unclaimed Money and Lost Members) Act 1999*
- *Superannuation Resolution of Complaints Act 1993*
- *Superannuation (Government Co-contribution for low income earners) Act 2003*
- *Family Law Act 1975 (Part VIII B)*

Zurich must also comply with updates to these laws and any associated regulations. In addition to these, other acts may require or authorise Zurich to collect your personal information.

Zurich may use personal information (but not sensitive information) collected about you to tell you about other products and services Zurich offers, including health services and reward programs. If you do not want your personal information to be used in this way, please contact Customer Care on 133 667.

### If you want to know more

Zurich can provide:

- a list of service providers and business partners that Zurich typically may share your information with
- a list of countries in which recipients of your information are likely to be located
- details of how you can access or correct the information Zurich hold about you
- information about how to make a complaint.

For further information about Zurich's Privacy Policy please visit [onepath.com.au/insurance/privacy-policy](http://onepath.com.au/insurance/privacy-policy), contact Zurich by phone on 133 667 or email Zurich at [privacy.officer@zurich.com.au](mailto:privacy.officer@zurich.com.au)

### Our data commitment

Zurich understand that data security is an important concern. You can rest assured that Zurich will:

- keep your data safe
- never sell personal data
- not share personal data without being transparent about it
- put data to work so Zurich can better protect you.

## Direct Debit Request Service Agreement

This applies if you are paying premiums by direct debit.

### Our commitment to the bank account holder

We will:

- arrange for funds to be debited from the nominated account as authorised in the Direct Debit Request
- give you at least 14 days' notice in writing before changing the terms of the debiting arrangements, unless you request the change
- keep information about your Direct Debit Request private and confidential unless otherwise required by the Bulk Electronic Clearing System (BECS) rules. You acknowledge that we may be required to disclose details of your direct debit request to our sponsor bank to assist with the checking of any incorrect or wrongful debits to your nominated accounts

If the date on which we usually debit your account falls on a weekend or public holiday, it may be billed the business day before.

### Your commitment to us

It is your responsibility to:

- ensure the nominated account can accept direct debits and that all account holders on the nominated account agree to the debiting arrangements
- ensure the account details that you have provided are correct by checking them against a recent account statement
- advise us if the nominated account is transferred or closed, or the account details have changed
- ensure there are sufficient funds available in the nominated account to meet each direct debit
- check with the financial institution if you have any queries about how to complete the Direct Debit Request.

If there are insufficient funds in the nominated account, the financial institution may charge a fee and/or interest. We will not charge a fee. You may arrange for the debit payment to be made by another method or arrange for sufficient clear funds to be in your account by an agreed time so that we can process the debit payment.

### Your rights

You may defer, alter or cancel the debiting arrangements you hold with us by providing notice to us or through your nominated financial institution. Please tell us about any changes to your direct debit details at least 14 days before the next debit is due to ensure the changes are processed in time before the next debit.

If you consider that your account has been debited incorrectly, you should contact us directly. We will investigate your query.

If we find that your account has been incorrectly debited, we will arrange for the financial institution to adjust your account, including interest and charges, accordingly. We will also notify you in writing of the amount by which your account has been adjusted.

If we find your account has not been incorrectly debited, we will provide you with our reasons and any evidence for our finding in writing.

If we cannot resolve this matter, you can refer it to the financial institution, which may lodge a claim on your behalf.

## About the application

By completing the application, you:

- confirm that:
  - each life insured and policy owner has received, read and understood this Product Disclosure Statement dated 30 March 2026
  - each life insured and policy owner has read and understood the questions in the application
  - your **financial adviser**, as applicable, is acting as agent for you and the life insured in completing and submitting the application, whether electronically or by any other method we accept
- acknowledge:
  - the duty to take reasonable care not to make a misrepresentation to OnePath Life
  - the obligation on the policy owner and life insured to not misrepresent any matter material to OnePath Life deciding whether to issue a policy and/or Cover and what terms and conditions to offer
  - that the duty to take reasonable care not to make a misrepresentation continues until OnePath Life has issued the policy. OnePath Life may agree to backdate the risk commencement date for the policy/Covers, and issue the written contract of insurance or relevant Policy Schedule after the risk commencement date. If it does so, the duty to take reasonable care not to make a misrepresentation continues until the written contract of insurance or relevant Policy Schedule is issued by OnePath Life
  - that the policy owner and/or life insured may provide further information after OnePath Life has issued a written contract of insurance or Policy Schedule. You acknowledge that if any such information would have been relevant to the original assessment, OnePath Life reserves its right to provide amended contract terms or cancel and/or avoid any Cover or the whole contract of insurance
  - that each statement regarding this policy is true and complete, including statements made to OnePath Life, to any other person regarding this policy and in the application. This applies even if someone other than you or the life insured completed part or all of the application
  - OnePath Life will rely on statements made in the application, to other persons regarding this insurance and the life insured's Personal Statement in deciding whether to issue a policy and what terms and premium to offer
- authorise:
  - any **medical practitioner** or other professional to disclose any information they may possess about the life insured to OnePath Life regarding this insurance or any claim made under it
  - OnePath Life to approach any person named in the application to verify any aspect of it, to disclose to OnePath Life any information they may possess about the policy owner or the life insured.

**Application monies held on trust**

While we are considering an application for Cover, we will hold any monies you pay us in a trust account until we decide on your application. Any policy payments or deductions required by law are similarly processed using a holding account.

We will retain any interest that is payable by our bank on these accounts to meet administrative costs and bank fees incurred in operating these accounts.

If you later add to your Cover, we may be required to hold any additional money in this account.

**Website** [onepath.com.au](http://onepath.com.au)

**Customer Care**

Phone 133 667

Email [client.onepath@zurich.com.au](mailto:client.onepath@zurich.com.au)

**Risk Adviser Services**

For use by financial advisers only

Phone 1800 222 066

Email [adviser.onepath@zurich.com.au](mailto:adviser.onepath@zurich.com.au)

Zurich Australia Limited

Locked Bag 994

North Sydney NSW 2059

Zurich Australia Limited ABN 92 000 010 195 AFSL 232510