

ASSESSMENT REPORT 2017

Zurich Insurance Group

SHARING THIS REPORT

The PRI will not publish the assessment reports in 2017 however signatories can publish or share this report. Should they choose to share/publish, they must:

- Refer to the PRI assessment methodology;
- Refer to their full Assessment Report if only a section is published;
- Refer to their Transparency Report; and
- Take every care not to represent scores out of context.

PRI DISCLAIMER

This document is based on information reported directly by signatories. Moreover, the underlying information has not been audited by the PRI or any other party acting on its behalf. While every effort has been made to produce a fair representation of performance, no representations or warranties are made as to the accuracy of the information presented, and no responsibility or liability can be accepted for damage caused by use of or reliance on the information contained within this report.

INTRODUCTION

Thank you for participating in the annual PRI Reporting and Assessment process.

The Assessment report is designed to provide feedback to signatories to support ongoing learning and development.

A brief description of the information presented in each section of this report and how it should be interpreted is provided below. Further information about the high-level assessment methodology can be found [here](#) and a companion document explaining the assessment of each indicator can be found [here](#).

ORGANISATIONAL OVERVIEW

This section provides an overview of the main characteristics of your organisation. This information determined which modules and indicators you reported on and determines your peer groups.

SUMMARY SCORECARD

This section provides an overview of your aggregate score for each module and the median score. These bands range from 'A+' (top band) to 'E' (lowest band).

ASSESSMENT BY MODULE

For each module you reported on, you will see a section that shows your:

- Indicator scorecard
- Section scores
- Comparison to peer groups

INDICATOR SCORECARD AND MODULE SCORES

Your indicator scorecard summarises the scores you achieved for each core and additional assessed indicator within each module.

These will range from ☆☆☆ to ★★★★★. It also provides basic information about the performance of your organisation compared with other signatories that responded to that indicator. The number of stars determines your overall module score. Please refer to the [assessment methodology](#) summary for additional information about how these scores are calculated.

SECTION SCORES

Each module is divided into several sections. The total number of stars you can achieve in each section are added together and presented in a spider chart.

PEER COMPARISON

Your total aggregated performance band for each module will be compared against your peer groups in a series of distribution charts.

CONFIDENTIALITY

The results of signatory's assessments can be shared and published externally if the signatory wishes to do so. PRI will not publish the assessment reports. Please see a full explanation on Page 2 of this report.

For more information, please contact the PRI's Reporting and Assessment Team on reporting@unpri.org or +44 (0) 20 3714 3185

Organisational Overview

This section provides an overview of your organisation. These characteristics are used to define your peer groups.

MAIN CHARACTERISTICS	
Name	Zurich Insurance Group
Signatory Category	Asset Owner
Signatory Type	Insurance company
Size	US\$ > 10 billion AUM
Signed PRI Initiative	2012
Region	Europe
Country	Switzerland
Disclosure of Voluntary Indicators	100% from 41 Voluntary indicators

YOUR ORGANISATION'S ASSETS UNDER MANAGEMENT (AUM)†		
Asset Class	Internally Managed	Externally Managed
Listed equity	<10%	<10%
Fixed income	10-50%	>50%
Private equity	0	<10%
Property	<10%	0
Infrastructure	0	0
Commodities	0	0
Hedge funds	0	<10%
Forestry	0	0
Farmland	0	0
Inclusive finance	0	0
Cash	<10%	0
Other 1	<10%	<10%
Other 2	<10%	<10%

† Asset classes were aggregated to four ranges: 0%; <10%; 10-50% and >50%

Summary Scorecard

AUM	Module Name	Your Score	Your Score	Median Score
	01. Strategy & Governance	A+		A
Indirect - Manager Sel., App. & Mon				
<10%	02. Listed Equity	A		B
10-50%	03. Fixed Income - SSA	A		C
10-50%	04. Fixed Income - Corporate Financial	A		C
10-50%	05. Fixed Income - Corporate Non-Financial	A		C
10-50%	06. Fixed Income - Securitised	E		E
<10%	07. Private Equity	A		B
Direct & Active Ownership Modules				
<10%	10. Listed Equity - Incorporation	A		A
<10%	11. Listed Equity - Active Ownership	E		B
10-50%	12. Fixed Income - SSA	B		B
<10%	13. Fixed Income - Corporate Financial	B		B
<10%	14. Fixed Income - Corporate Non-Financial	B		B
<10%	17. Property	B		B

Strategy And Governance

Indicator Scorecard

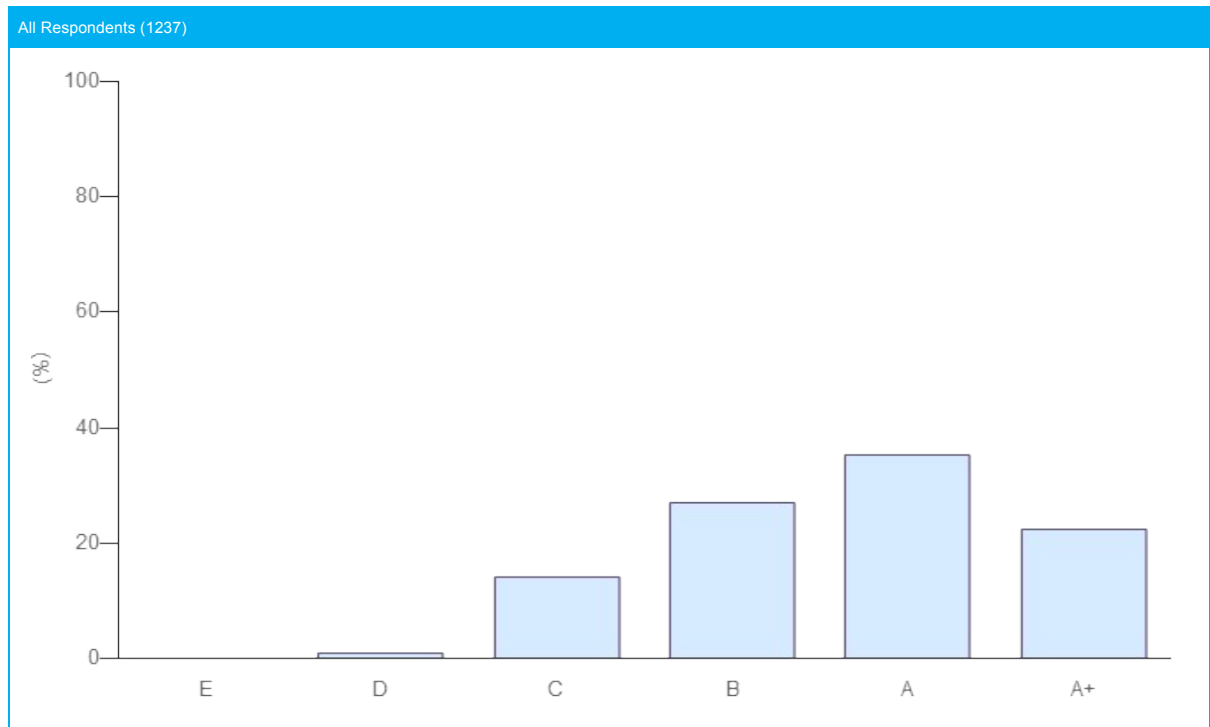
Module	Strategy and Governance
Total Score	29 ★ (out of a maximum 30 ★ from 10 indicators including the following additionally assessed indicators: SG 08a, SG 08b, SG 11)
Band	A+

SECTION	INDICATOR			MEDIAN PEER SCORE (# PEERS)	YOUR SCORE	
	NUMBER	TYPE	TOPIC			
RI Policy	SG 01	CORE	RI Policy and coverage	★★★★ (1237)	★★★★	—
	SG 02	CORE	Publicly available RI policy or guidance documents	★★★☆☆ (1237)	★★★☆☆	—
	SG 03	CORE	Conflicts of interest	★★★★ (1237)	★★★★	—
Objective & Strategies	SG 05	CORE	RI goals and objectives	★★★★ (1237)	★★★★	—
Governance & Human Resources	SG 07	CORE	RI roles and responsibilities	★★★★ (1237)	★★★★	—
	SG 08a	ADDITIONAL	RI in performance management & rewards	★★★★ (1237)	★★★★	—
	SG 08b	ADDITIONAL	RI in personal development / training	★★★☆☆ (1237)	★★★★	⬆️
Promoting RI	SG 09	CORE	Collaborative organisations / initiatives	★★★☆☆ (1237)	★★★★	—
	SG 10	CORE	Promoting RI independently	★★★★ (1237)	★★★★	—
	SG 11	ADDITIONAL	Dialogue with public policy makers or standard setters	☆☆☆☆ (1237)	★★★★	—
ESG Issues In Asset Allocation	SG 13	ADDITIONAL	Long term investment risks and opportunity	★★★☆☆ (1237)	★★★★	—
Assurance of Responses	CM 01	ADDITIONAL	Assurance, verification, or review	★★★☆☆ (1237)	★★★☆☆	—

COMPARISON WITH PEERS

Your Strategy and Governance module score has been compared to relevant peer groups in a series of distribution charts below.

Module	STRATEGY AND GOVERNANCE
Band	A+

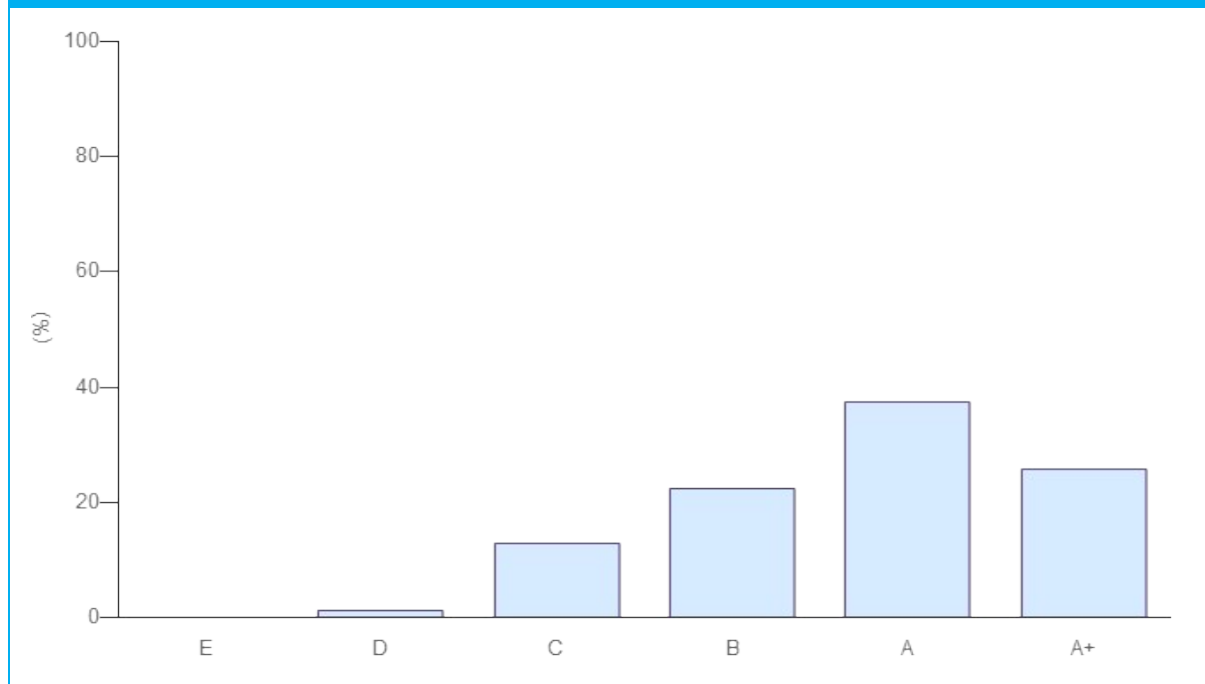


COMPARISON WITH PEERS

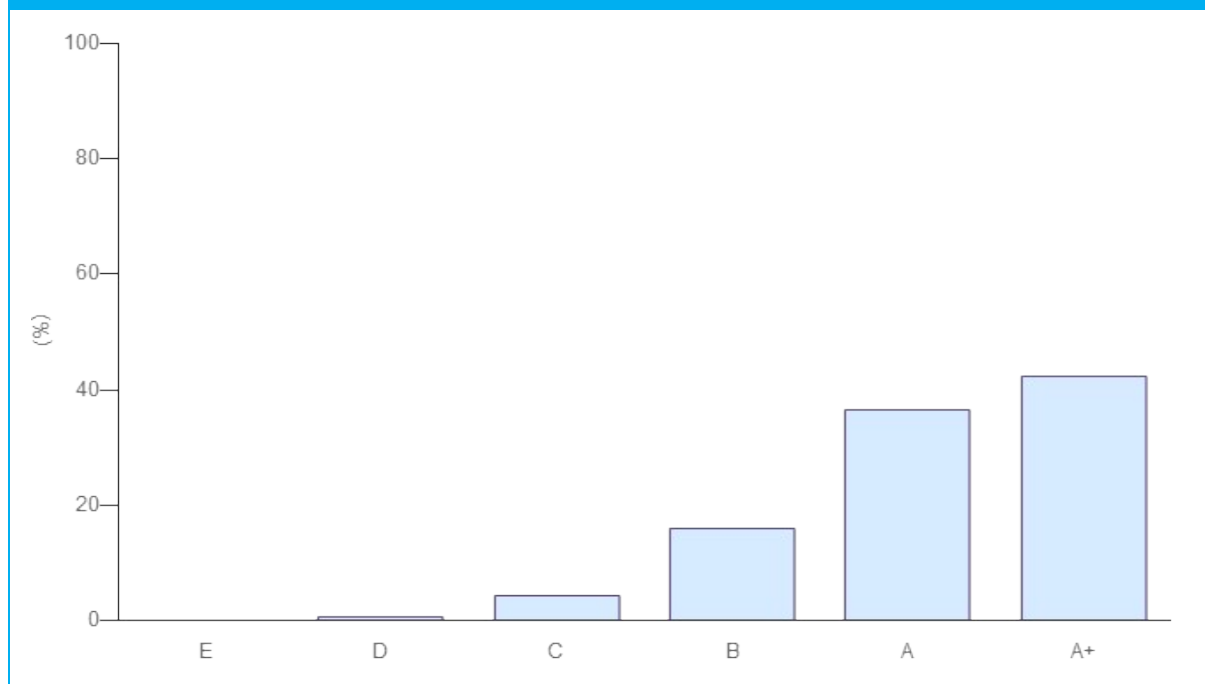
Your Strategy and Governance module score has been compared to relevant peer groups in a series of distribution charts below.

Module	STRATEGY AND GOVERNANCE
Band	A+

Category: Asset Owner (302)



Size: > 10 (137)

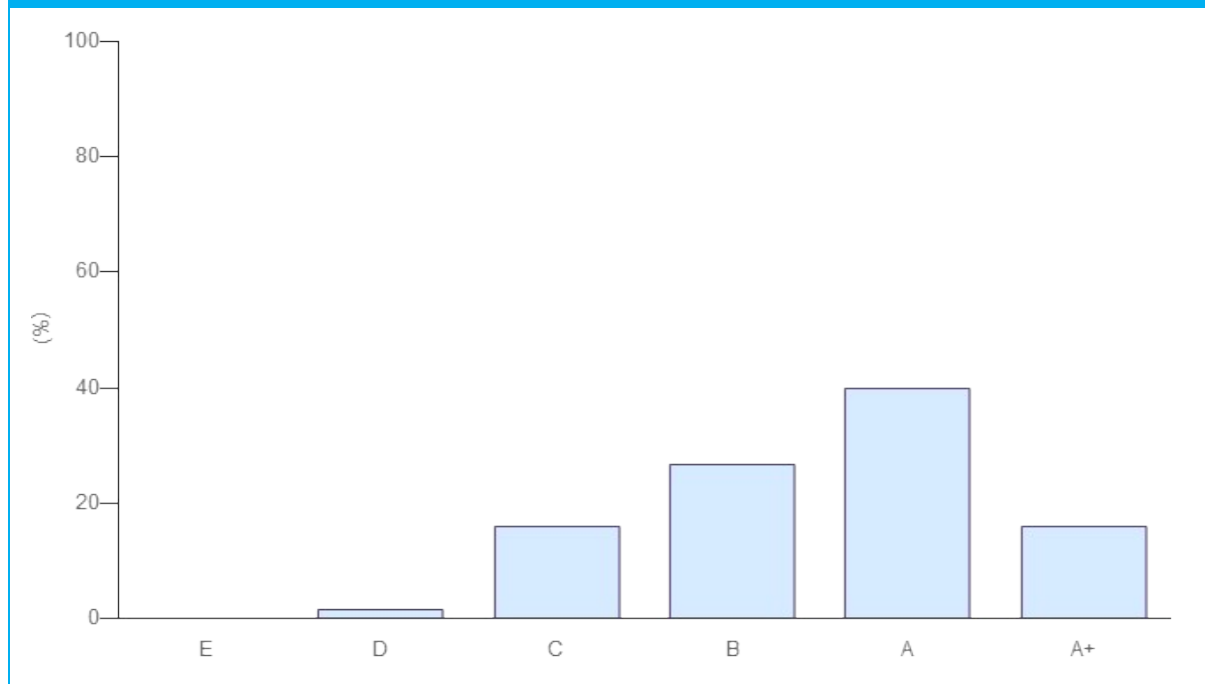


COMPARISON WITH PEERS

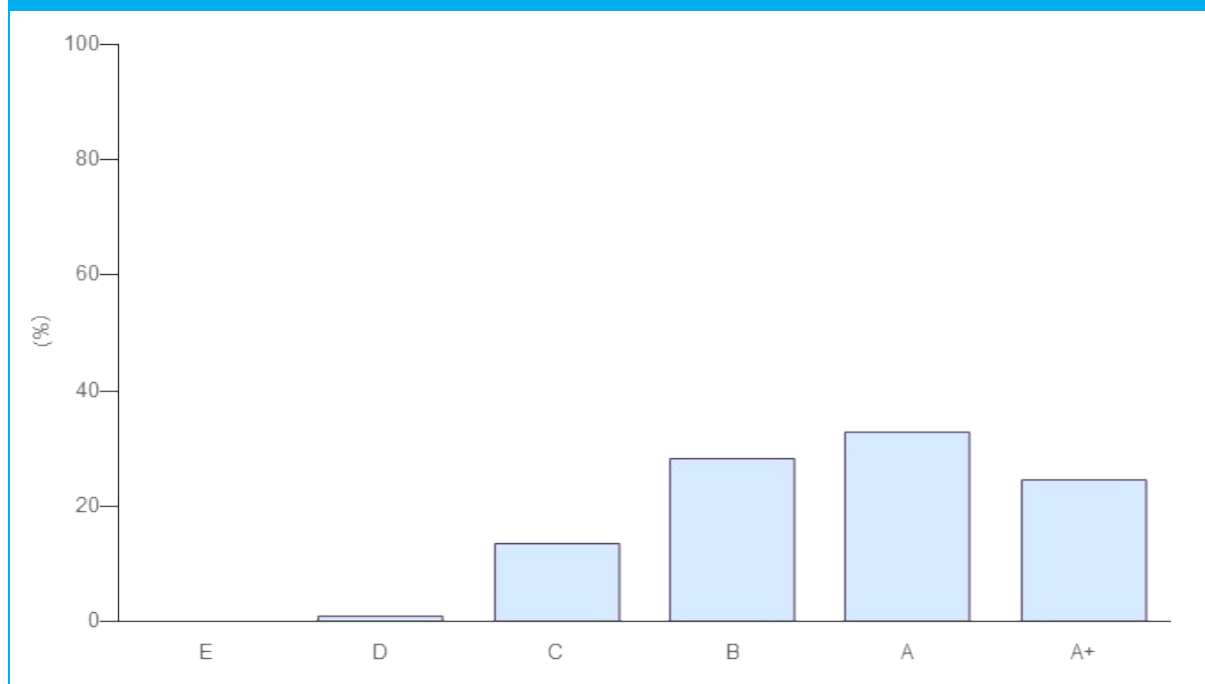
Your Strategy and Governance module score has been compared to relevant peer groups in a series of distribution charts below.

Module	STRATEGY AND GOVERNANCE
Band	A+

Signed PRI: 2012 (138)



Region: Europe (693)



Indirect - Listed Equity

Indicator Scorecard

Module	Indirect - Listed Equity
Total Score	34 ★ (out of a maximum 39 ★ from 13 indicators including the following additionally assessed indicators: SAM 05.2b, SAM 05.4, SAM 07.4, SAM 08.2)
Band	A

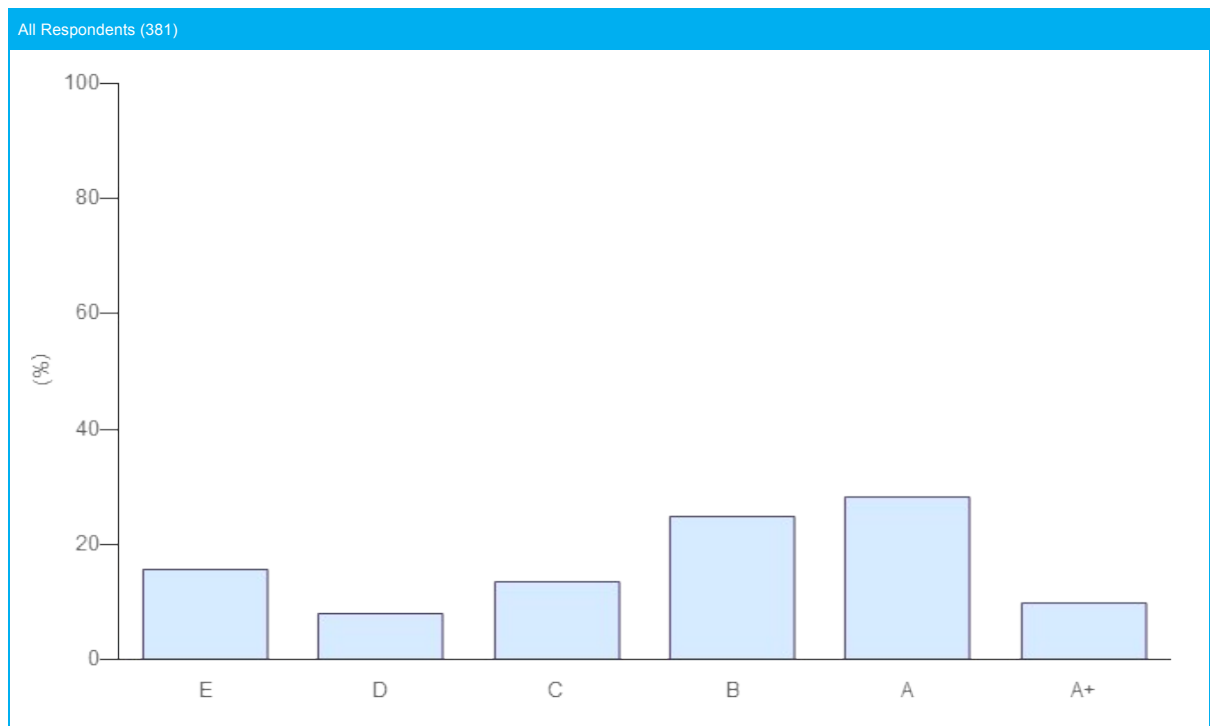
SECTION	INDICATOR			MEDIAN PEER SCORE (# PEERS)	YOUR SCORE	
	NUMBER	TYPE	TOPIC			
Overview	SAM 01.3	CORE	Selection, appointment and review of investment consultants	★★★ (121)	N/A	—
	SAM 01.5	CORE	Monitoring fiduciary managers	★★★ (53)	N/A	—
Selection	SAM 05.1	CORE	Selection - RI in documentation	★★★ (381)	★★★★	—
	SAM 05.2a	CORE	Selection - Strategy	★★★ (381)	★★★★	—
	SAM 05.2b	ADDITIONAL	Selection - ESG people/oversight	★★★ (381)	★★★★	—
	SAM 05.2c	CORE	Selection - Portfolio construction/valuation	★★★ (381)	★★★★	—
	SAM 05.3	CORE	Selection processes - General	★★★ (381)	★★★★	—
	SAM 05.4	ADDITIONAL	Selection processes - RI considerations	★★★ (381)	★★★★	—
	SAM 06.1a	ADDITIONAL	Selection -Engagement	★★★ (199)	☆☆☆	—
	SAM 06.1b	ADDITIONAL	Selection - (Proxy) voting	★★★ (194)	☆☆☆	—
	SAM 06.2	ADDITIONAL	Selection - Engagement effectiveness	★★★ (199)	☆☆☆	—
	SAM 06.3	ADDITIONAL	Selection - (Proxy) voting effectiveness	★★★ (194)	☆☆☆	—
Appointment	SAM 07.1	CORE	Appointment - General	★★★ (381)	★★★★	—
	SAM 07.2	CORE	Appointment - Objectives & Controls	★★★ (381)	★★★★	—
	SAM 07.3	ADDITIONAL	Appointment - Reporting capacity	★★★ (381)	★★★☆☆	—
	SAM 07.4	ADDITIONAL	Appointment - Incentives & Controls	★★★ (381)	★★★★	—

SECTION	INDICATOR			MEDIAN PEER SCORE (# PEERS)	YOUR SCORE	
	NUMBER	TYPE	TOPIC			
Monitoring	SAM 08.1	CORE	Monitoring - General	★★★ (381)	★★★	—
	SAM 08.2	ADDITIONAL	Monitoring - Measuring progress	★★★ (381)	★★★	—
	SAM 09.1a	ADDITIONAL	Monitoring - Engagements	★★★ (199)	☆☆☆	—
	SAM 09.1b	ADDITIONAL	Monitoring - (proxy) Voting	★★★ (194)	☆☆☆	—
	SAM 10	CORE	Percentages of (proxy) votes cast	★★★ (194)	☆☆☆	—
Outputs and Outcomes	SAM 12	ADDITIONAL	Examples of ESG factors	★★★ (381)	★★★	—
Communication	SAM 13	CORE	Disclosure of RI considerations	★★★ (381)	★★★	—

COMPARISON WITH PEERS

Your Indirect - Listed Equity module score has been compared to relevant peer groups in a series of distribution charts below.

Module	INDIRECT - LISTED EQUITY
Band	A

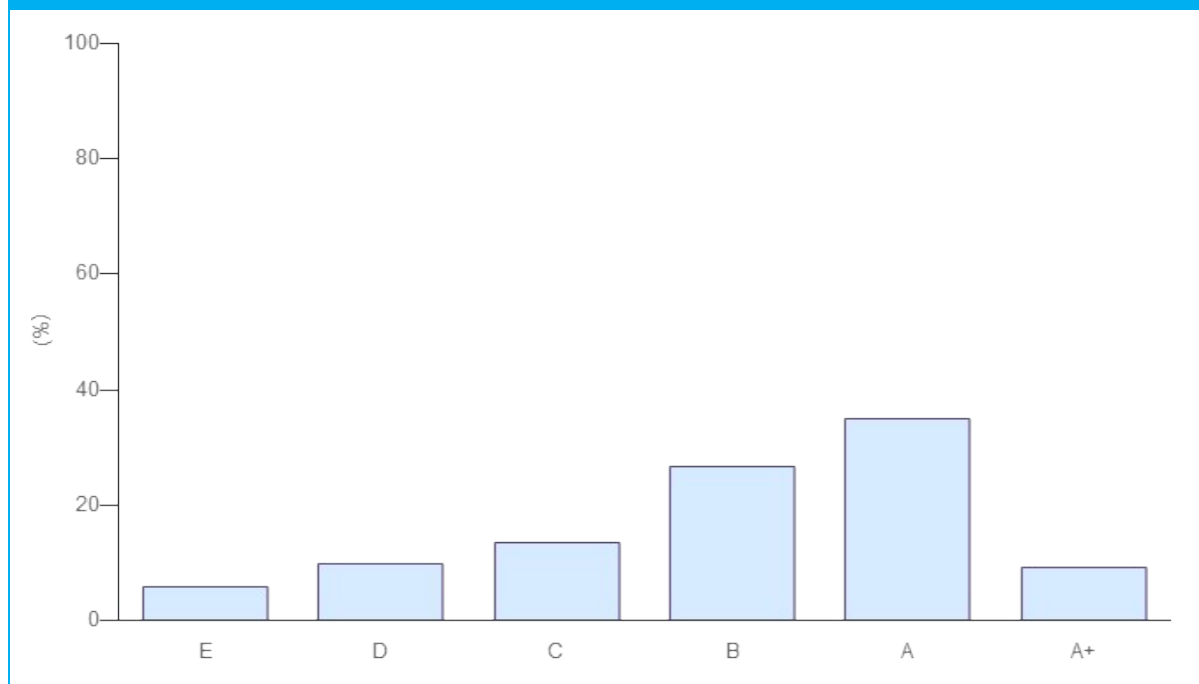


COMPARISON WITH PEERS

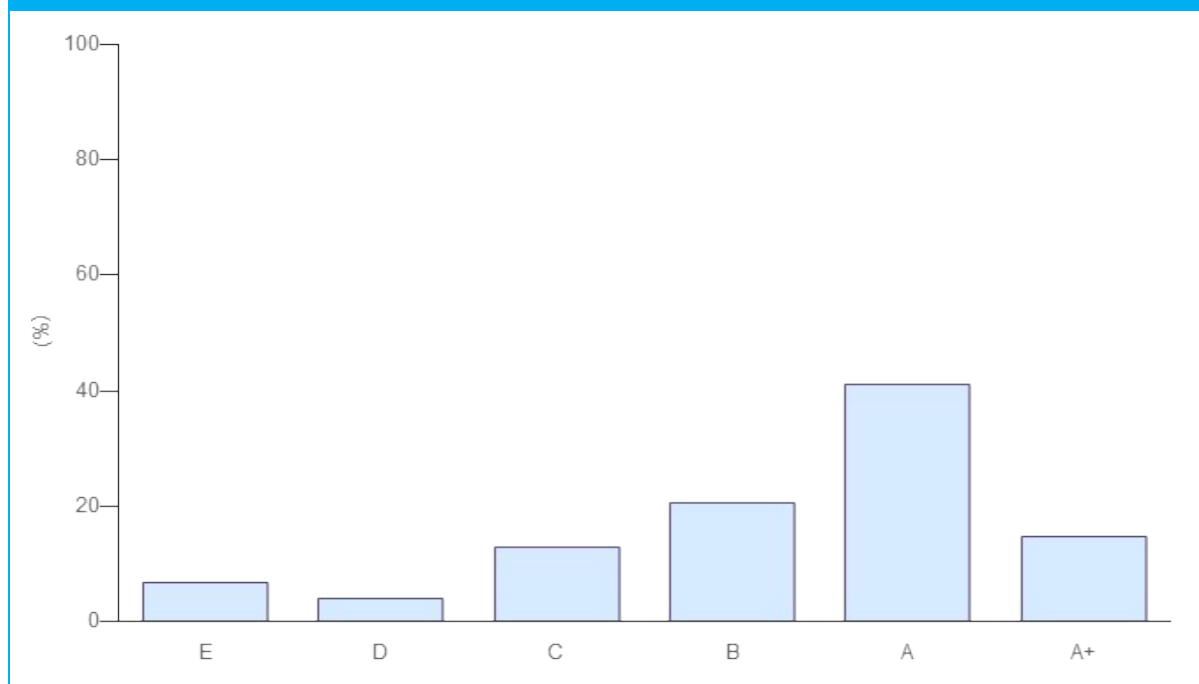
Your Indirect - Listed Equity module score has been compared to relevant peer groups in a series of distribution charts below.

Module	INDIRECT - LISTED EQUITY
Band	A

Category: Asset Owner (237)



Size: > 10 (102)

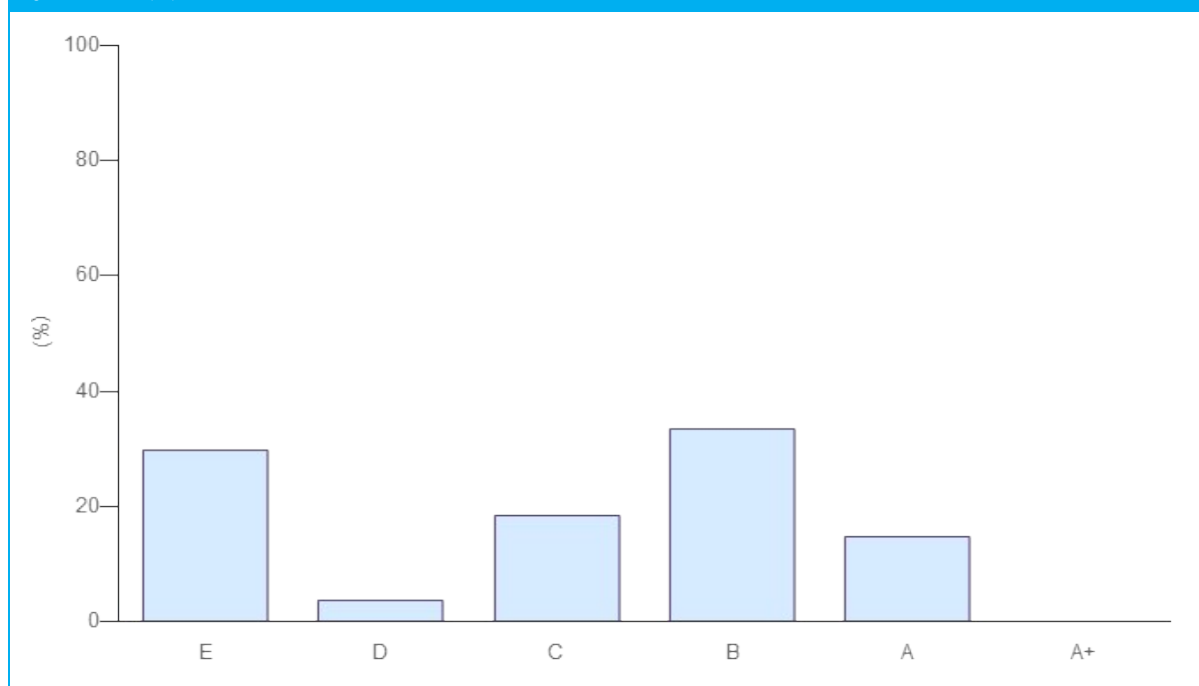


COMPARISON WITH PEERS

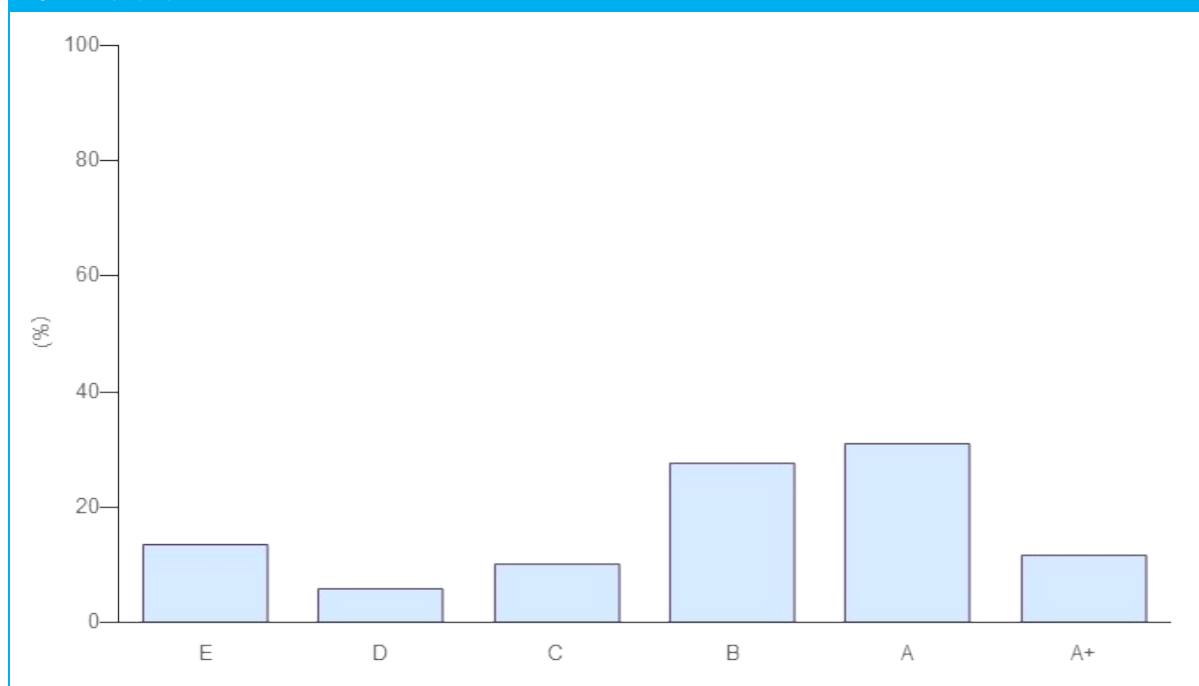
Your Indirect - Listed Equity module score has been compared to relevant peer groups in a series of distribution charts below.

Module	INDIRECT - LISTED EQUITY
Band	A

Signed PRI: 2012 (27)



Region: Europe (206)



Indirect - Fixed Income SSA

Indicator Scorecard

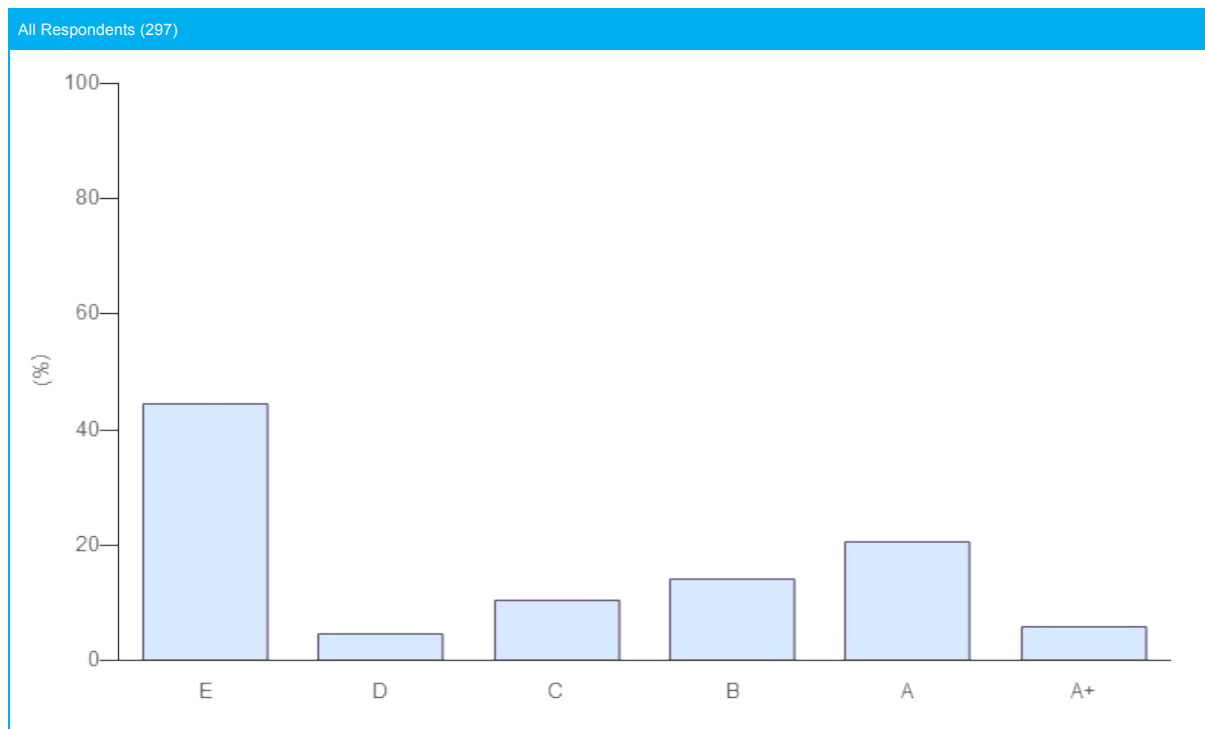
Module	Indirect - Fixed Income SSA
Total Score	33 ★ (out of a maximum 36 ★ from 12 indicators including the following additionally assessed indicators: SAM 05.2b, SAM 05.4, SAM 07.4, SAM 08.2)
Band	A

SECTION	INDICATOR			MEDIAN PEER SCORE (# PEERS)	YOUR SCORE	
	NUMBER	TYPE	TOPIC			
Overview	SAM 01.3	CORE	Selection, appointment and review of investment consultants	★★★★ (54)	N/A	—
	SAM 01.5	CORE	Monitoring fiduciary managers	★★★★ (46)	N/A	—
Selection	SAM 05.1	CORE	Selection - RI in documentation	★★★★ (297)	★★★☆☆	—
	SAM 05.2a	CORE	Selection - Strategy	★★★★ (297)	★★★★	—
	SAM 05.2b	ADDITIONAL	Selection - ESG people/oversight	★★★★ (297)	★★★★	—
	SAM 05.2c	CORE	Selection - Portfolio construction/valuation	★★★★ (297)	★★★★	—
	SAM 05.3	CORE	Selection processes - General	★★★★ (297)	★★★★	—
	SAM 05.4	ADDITIONAL	Selection processes - RI considerations	★★★★ (297)	★★★★	—
Appointment	SAM 07.1	CORE	Appointment - General	★★★★ (297)	★★★★	—
	SAM 07.2	CORE	Appointment - Objectives & Controls	★★★★ (297)	★★★★	—
	SAM 07.3	ADDITIONAL	Appointment - Reporting capacity	★★★★ (297)	★★★☆☆	—
	SAM 07.4	ADDITIONAL	Appointment - Incentives & Controls	★★★★ (297)	★★★★	—
Monitoring	SAM 08.1	CORE	Monitoring - General	★★★★ (297)	★★★★	—
	SAM 08.2	ADDITIONAL	Monitoring - Measuring progress	★★★★ (297)	★★★★	—
Outputs and Outcomes	SAM 12	ADDITIONAL	Examples of ESG factors	★★★★ (297)	★★★★	—
Communication	SAM 13	CORE	Disclosure of RI considerations	★★★★ (297)	★★★☆☆	—

COMPARISON WITH PEERS

Your Indirect - Fixed Income SSA module score has been compared to relevant peer groups in a series of distribution charts below.

Module	INDIRECT - FIXED INCOME SSA
Band	A

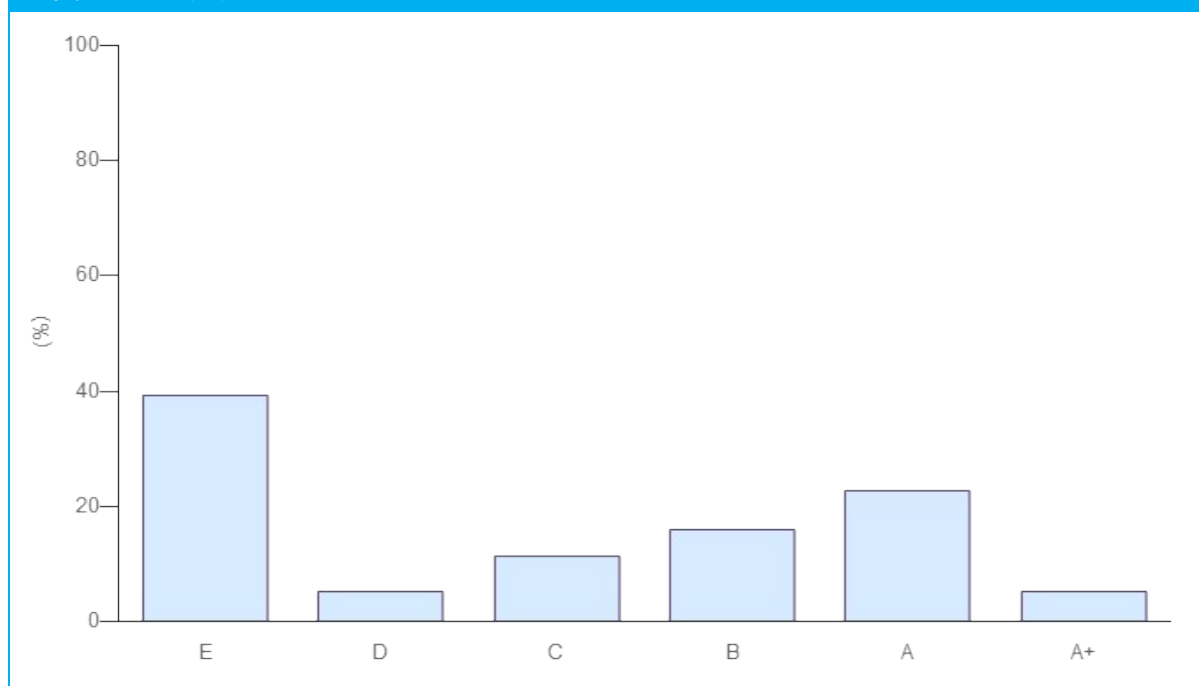


COMPARISON WITH PEERS

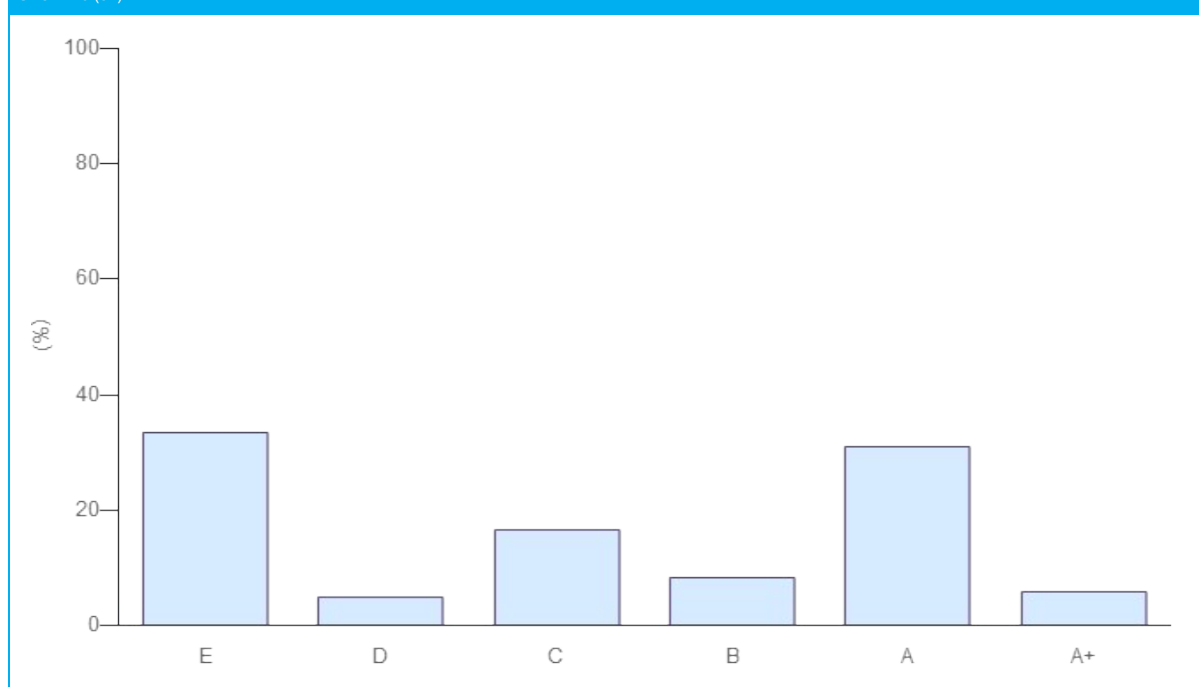
Your Indirect - Fixed Income SSA module score has been compared to relevant peer groups in a series of distribution charts below.

Module	INDIRECT - FIXED INCOME SSA
Band	A

Category: Asset Owner (193)



Size: > 10 (84)

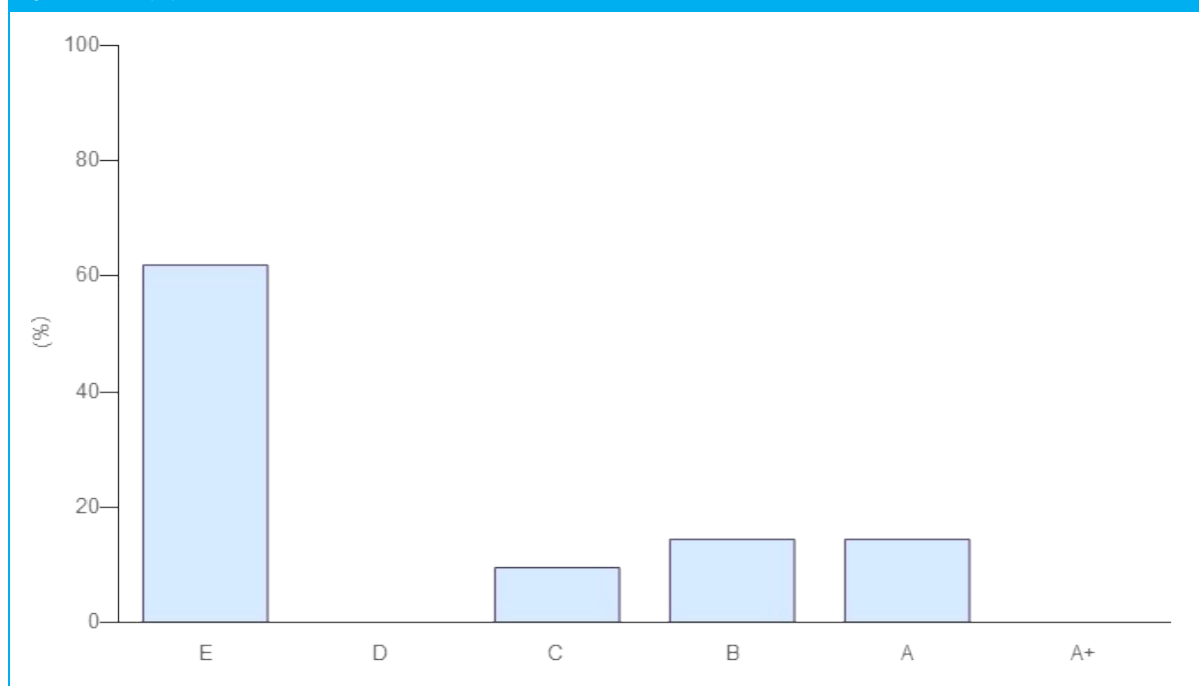


COMPARISON WITH PEERS

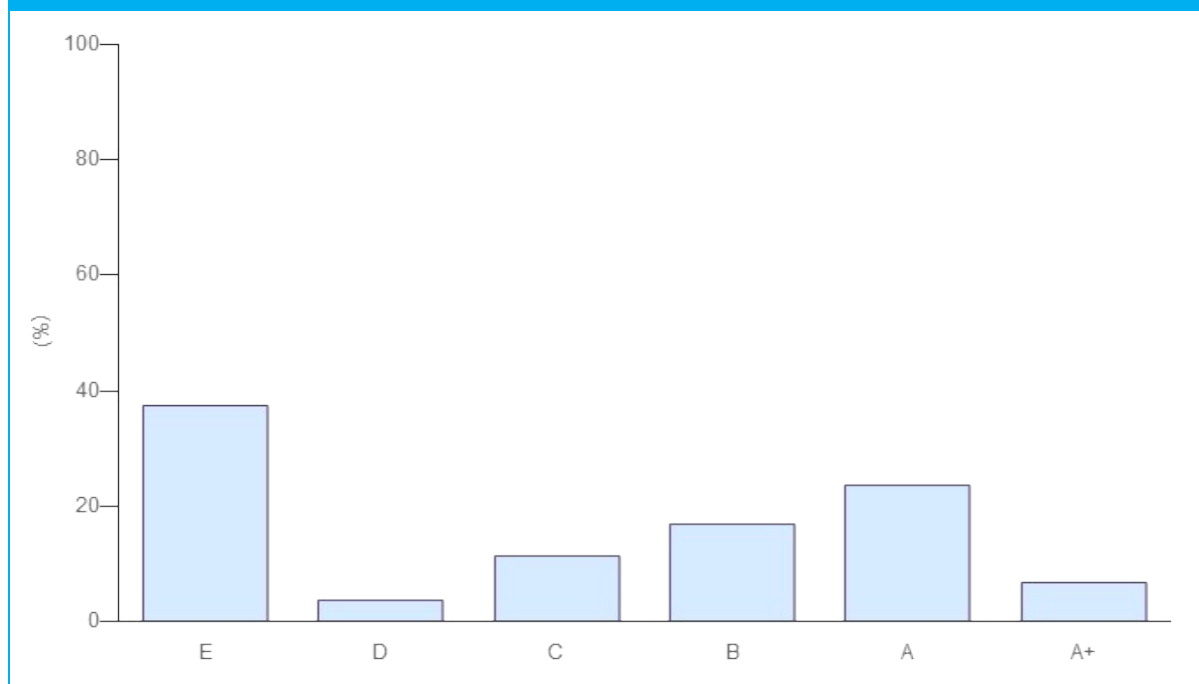
Your Indirect - Fixed Income SSA module score has been compared to relevant peer groups in a series of distribution charts below.

Module	INDIRECT - FIXED INCOME SSA
Band	A

Signed PRI: 2012 (21)



Region: Europe (160)



Indirect - Fixed Income Corporate (Financial)

Indicator Scorecard

Module	Indirect - Fixed Income Corporate (Financial)
Total Score	34 ★ (out of a maximum 36 ★ from 12 indicators including the following additionally assessed indicators: SAM 05.2b, SAM 05.4, SAM 07.4, SAM 08.2)
Band	A

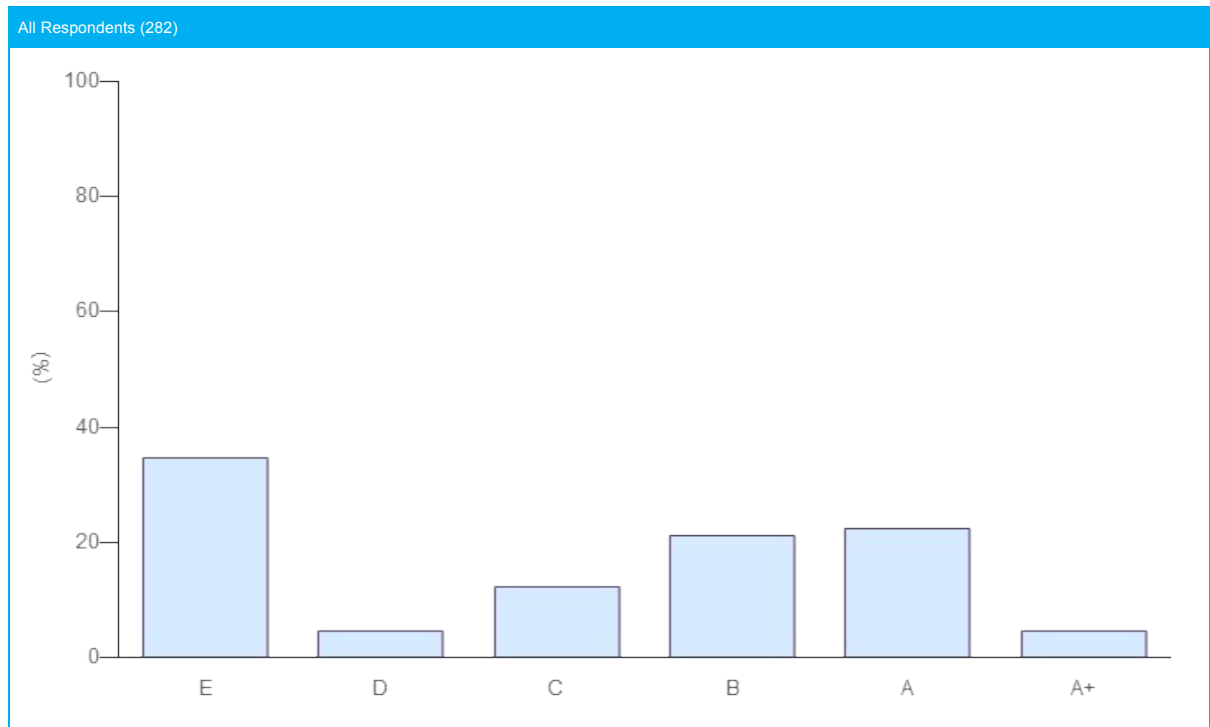
SECTION	INDICATOR			MEDIAN PEER SCORE (# PEERS)	YOUR SCORE	
	NUMBER	TYPE	TOPIC			
Overview	SAM 01.3	CORE	Selection, appointment and review of investment consultants	★★★ (61)	N/A	—
	SAM 01.5	CORE	Monitoring fiduciary managers	★★★ (38)	N/A	—
Selection	SAM 05.1	CORE	Selection - RI in documentation	★★★ (282)	★★★★	—
	SAM 05.2a	CORE	Selection - Strategy	★★★ (282)	★★★★	—
	SAM 05.2b	ADDITIONAL	Selection - ESG people/oversight	★★★ (282)	★★★★	—
	SAM 05.2c	CORE	Selection - Portfolio construction/valuation	★★★ (282)	★★★★	—
	SAM 05.3	CORE	Selection processes - General	★★★ (282)	★★★★	—
	SAM 05.4	ADDITIONAL	Selection processes - RI considerations	★★★ (282)	★★★★	—
	SAM 06.1	ADDITIONAL	Selection -Engagement	★★★ (282)	★★★	—
	SAM 06.2	ADDITIONAL	Selection - Engagement effectiveness	★★★ (282)	★★★	—
Appointment	SAM 07.1	CORE	Appointment - General	★★★ (282)	★★★★	—
	SAM 07.2	CORE	Appointment - Objectives & Controls	★★★ (282)	★★★★	—
	SAM 07.3	ADDITIONAL	Appointment - Reporting capacity	★★★ (282)	★★★	—
	SAM 07.4	ADDITIONAL	Appointment - Incentives & Controls	★★★ (282)	★★★★	—
Monitoring	SAM 08.1	CORE	Monitoring - General	★★★ (282)	★★★★	—
	SAM 08.2	ADDITIONAL	Monitoring - Measuring progress	★★★ (282)	★★★★	—
	SAM 09.1	ADDITIONAL	Monitoring engagements	★★★ (282)	★★★	—
Outputs and Outcomes	SAM 12	ADDITIONAL	Examples of ESG factors	★★★ (282)	★★★★	—

SECTION	INDICATOR			MEDIAN PEER SCORE (# PEERS)	YOUR SCORE	
	NUMBER	TYPE	TOPIC			
Communication	SAM 13	CORE	Disclosure of RI considerations	★★★ (282)	★☆☆	—

COMPARISON WITH PEERS

Your Indirect - Fixed Income Corporate Financial module score has been compared to relevant peer groups in a series of distribution charts below.

Module	INDIRECT - FIXED INCOME CORPORATE FINANCIAL
Band	A

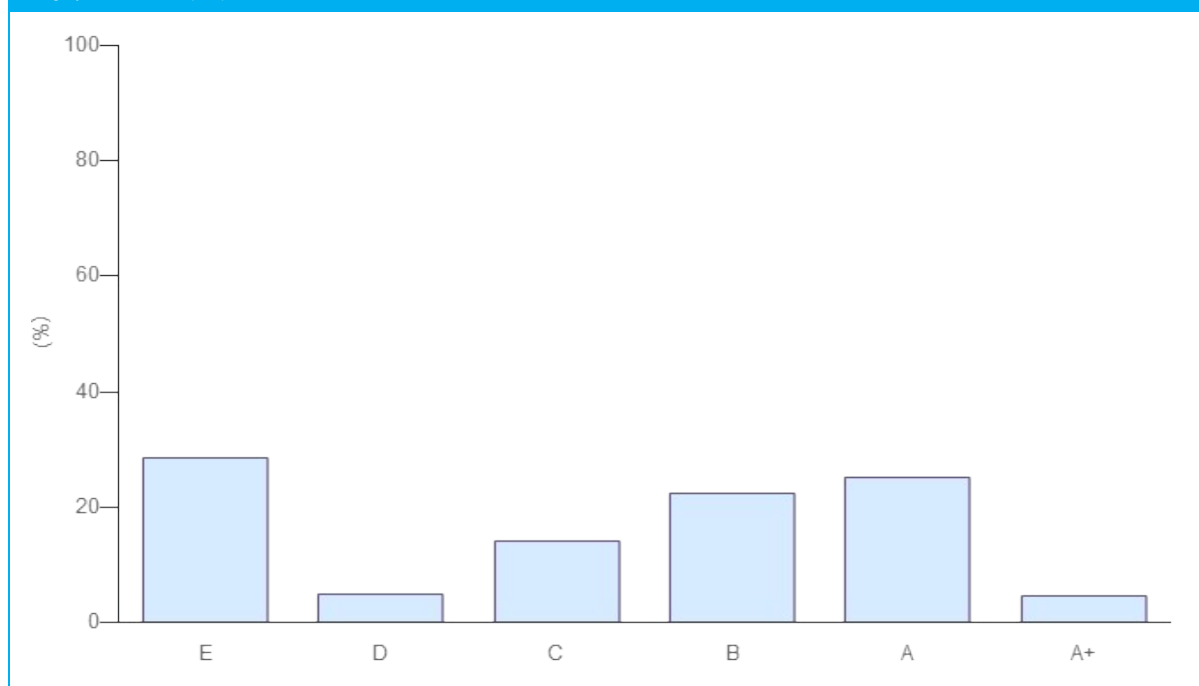


COMPARISON WITH PEERS

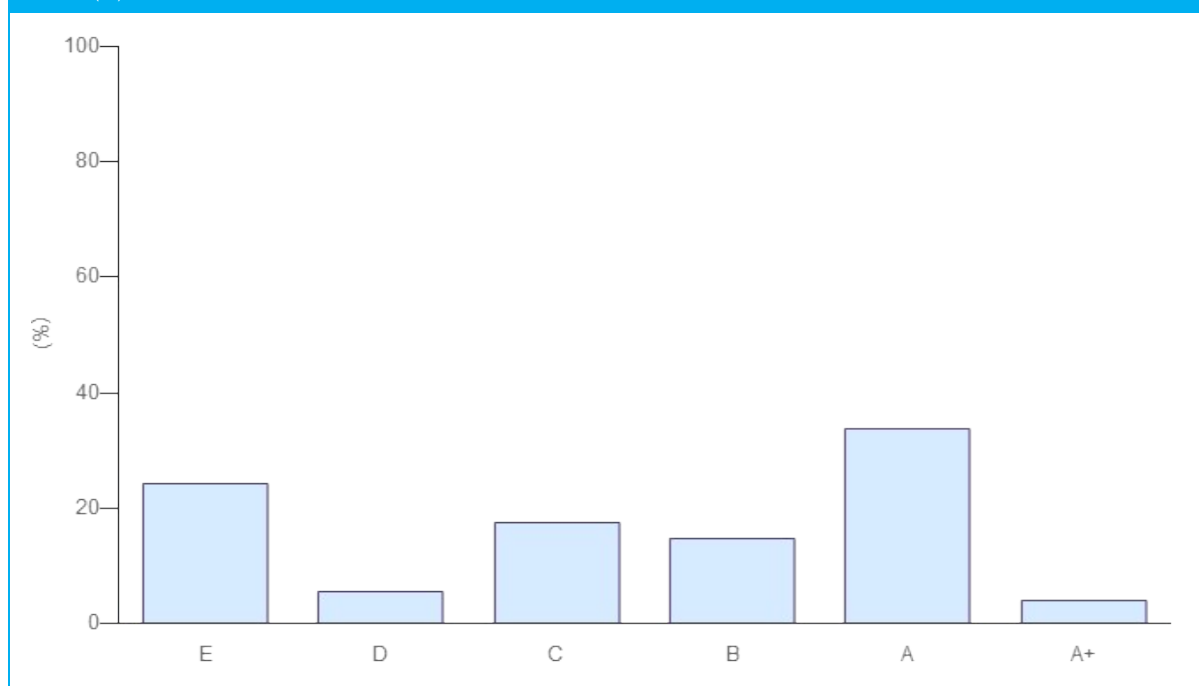
Your Indirect - Fixed Income Corporate Financial module score has been compared to relevant peer groups in a series of distribution charts below.

Module	INDIRECT - FIXED INCOME CORPORATE FINANCIAL
Band	A

Category: Asset Owner (178)



Size: > 10 (74)

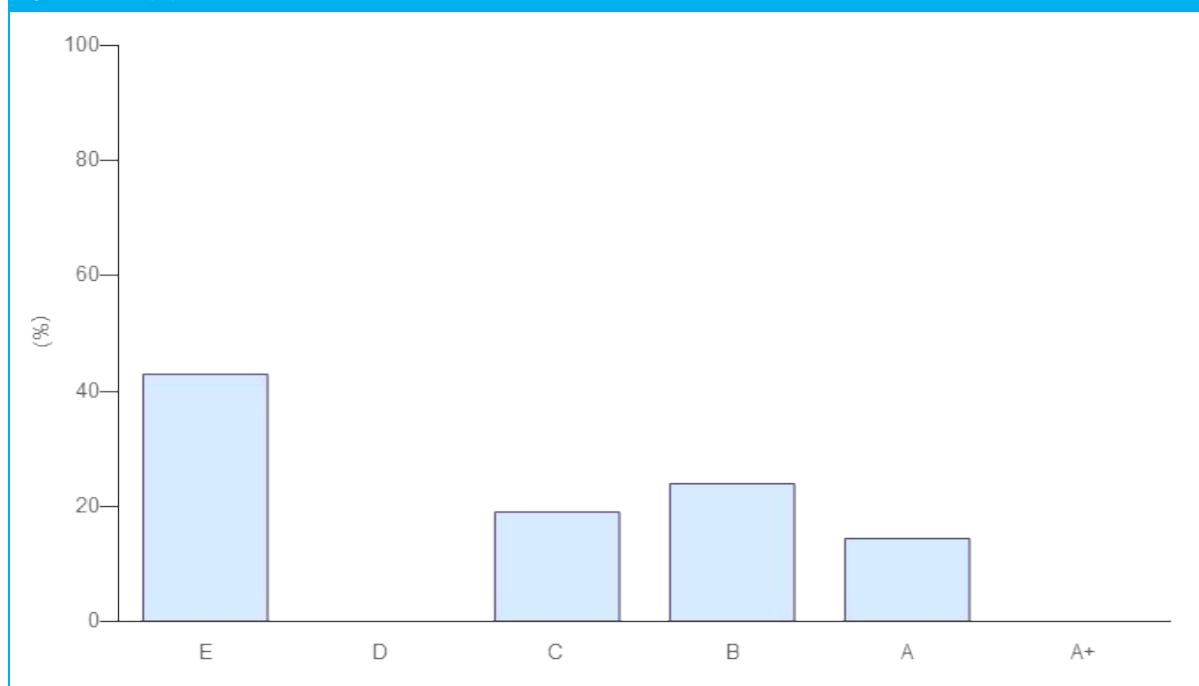


COMPARISON WITH PEERS

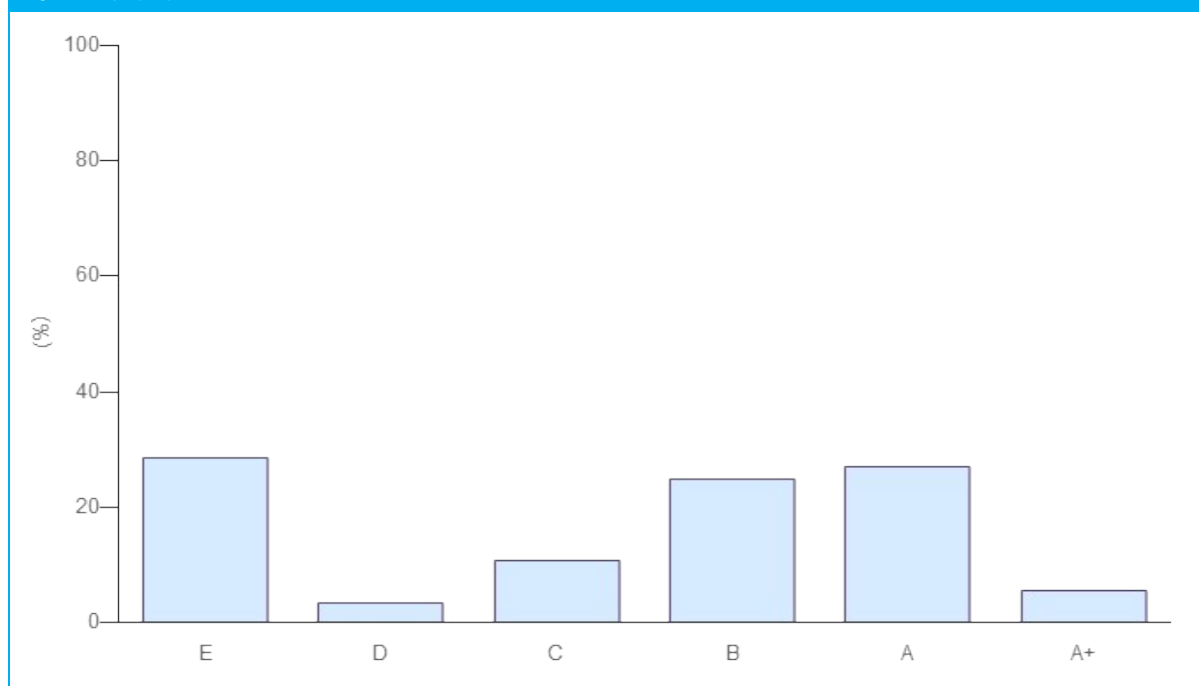
Your Indirect - Fixed Income Corporate Financial module score has been compared to relevant peer groups in a series of distribution charts below.

Module	INDIRECT - FIXED INCOME CORPORATE FINANCIAL
Band	A

Signed PRI: 2012 (21)



Region: Europe (148)



Indirect - Fixed Income Corporate (Non-Financial)

Indicator Scorecard

Module	Indirect - Fixed Income Corporate (Non-Financial)
Total Score	34 ★ (out of a maximum 36 ★ from 12 indicators including the following additionally assessed indicators: SAM 05.2b, SAM 05.4, SAM 07.4, SAM 08.2)
Band	A

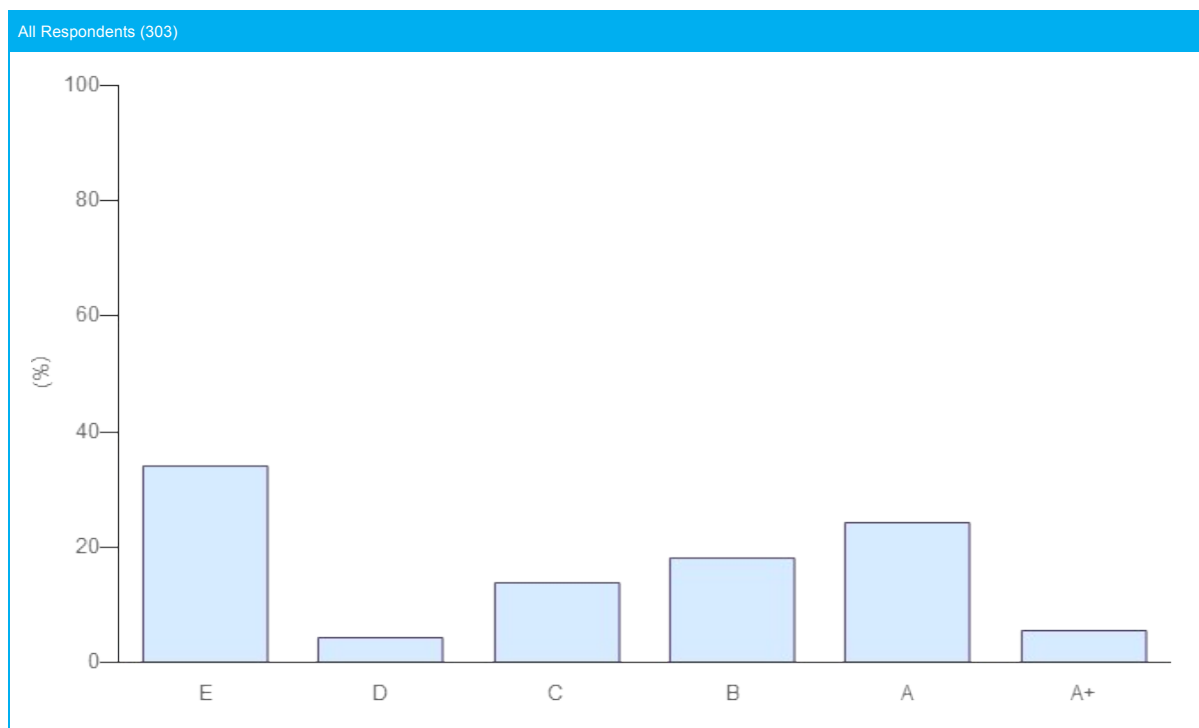
SECTION	INDICATOR			MEDIAN PEER SCORE (# PEERS)	YOUR SCORE	
	NUMBER	TYPE	TOPIC			
Overview	SAM 01.3	CORE	Selection, appointment and review of investment consultants	★★★ (57)	N/A	—
	SAM 01.5	CORE	Monitoring fiduciary managers	★★★ (48)	N/A	—
Selection	SAM 05.1	CORE	Selection - RI in documentation	★★★ (303)	★★★★	—
	SAM 05.2a	CORE	Selection - Strategy	★★★ (303)	★★★★	—
	SAM 05.2b	ADDITIONAL	Selection - ESG people/oversight	★★★ (303)	★★★★	—
	SAM 05.2c	CORE	Selection - Portfolio construction/valuation	★★★ (303)	★★★★	—
	SAM 05.3	CORE	Selection processes - General	★★★ (303)	★★★★	—
	SAM 05.4	ADDITIONAL	Selection processes - RI considerations	★★★ (303)	★★★★	—
	SAM 06.1a	ADDITIONAL	Selection -Engagement	★★★ (303)	★★★	—
	SAM 06.2	ADDITIONAL	Selection - Engagement effectiveness	★★★ (303)	★★★	—
Appointment	SAM 07.1	CORE	Appointment - General	★★★ (303)	★★★★	—
	SAM 07.2	CORE	Appointment - Objectives & Controls	★★★ (303)	★★★★	—
	SAM 07.3	ADDITIONAL	Appointment - Reporting capacity	★★★ (303)	★★★	—
	SAM 07.4	ADDITIONAL	Appointment - Incentives & Controls	★★★ (303)	★★★★	—
Monitoring	SAM 08.1	CORE	Monitoring - General	★★★ (303)	★★★★	—
	SAM 08.2	ADDITIONAL	Monitoring - Measuring progress	★★★ (303)	★★★★	—
	SAM 09.1a	ADDITIONAL	Monitoring - Engagements	★★★ (303)	★★★	—
Outputs and Outcomes	SAM 12	ADDITIONAL	Examples of ESG factors	★★★ (303)	★★★★	—

SECTION	INDICATOR			MEDIAN PEER SCORE (# PEERS)	YOUR SCORE	
	NUMBER	TYPE	TOPIC			
Communication	SAM 13	CORE	Disclosure of RI considerations	★★★ (303)	★☆☆	—

COMPARISON WITH PEERS

Your Indirect - Fixed Income Corporate Non Financial module score has been compared to relevant peer groups in a series of distribution charts below.

Module	INDIRECT - FIXED INCOME CORPORATE NON FINANCIAL
Band	A

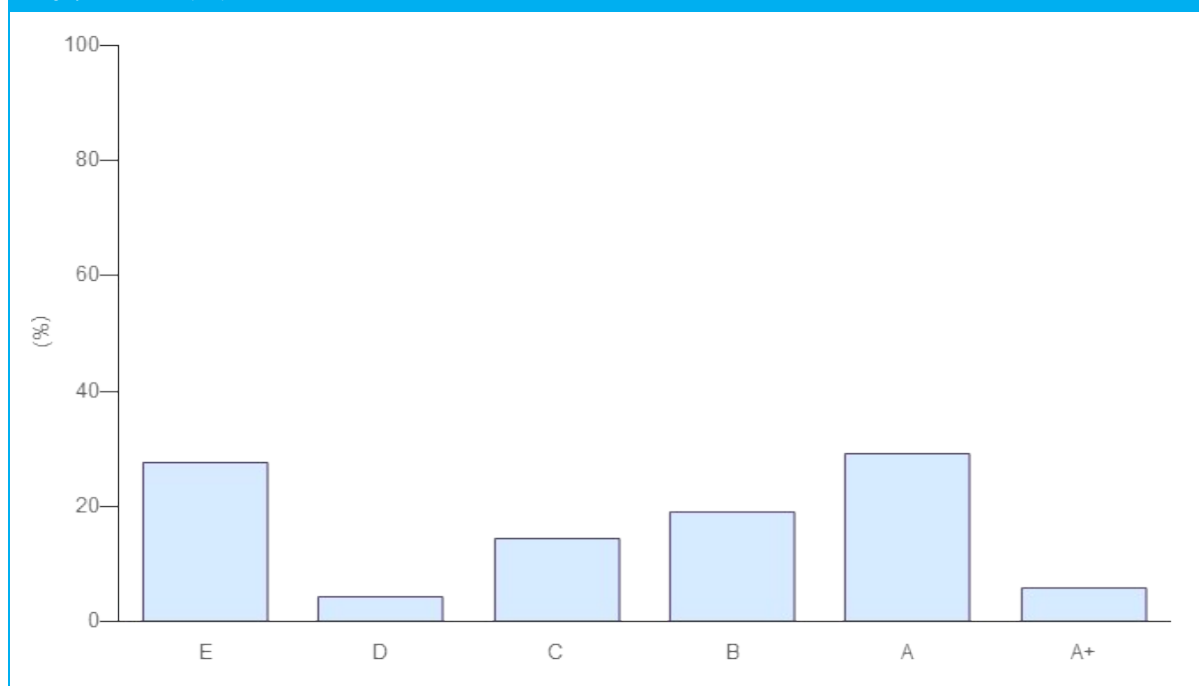


COMPARISON WITH PEERS

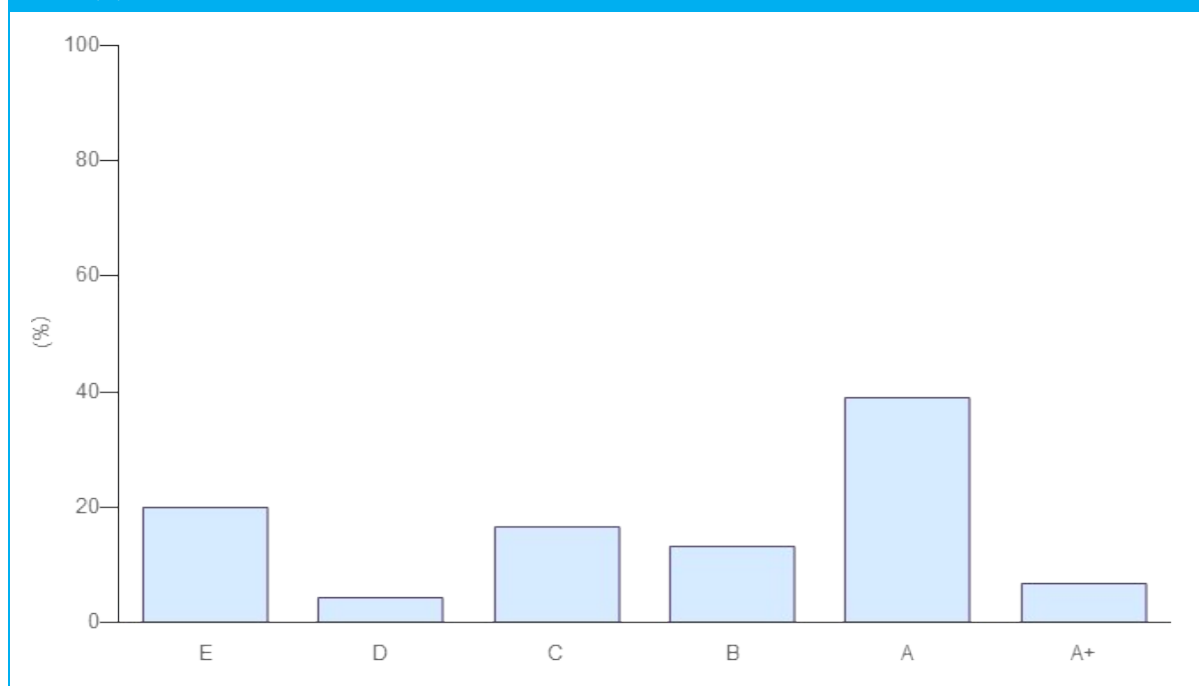
Your Indirect - Fixed Income Corporate Non Financial module score has been compared to relevant peer groups in a series of distribution charts below.

Module	INDIRECT - FIXED INCOME CORPORATE NON FINANCIAL
Band	A

Category: Asset Owner (189)



Size: > 10 (90)

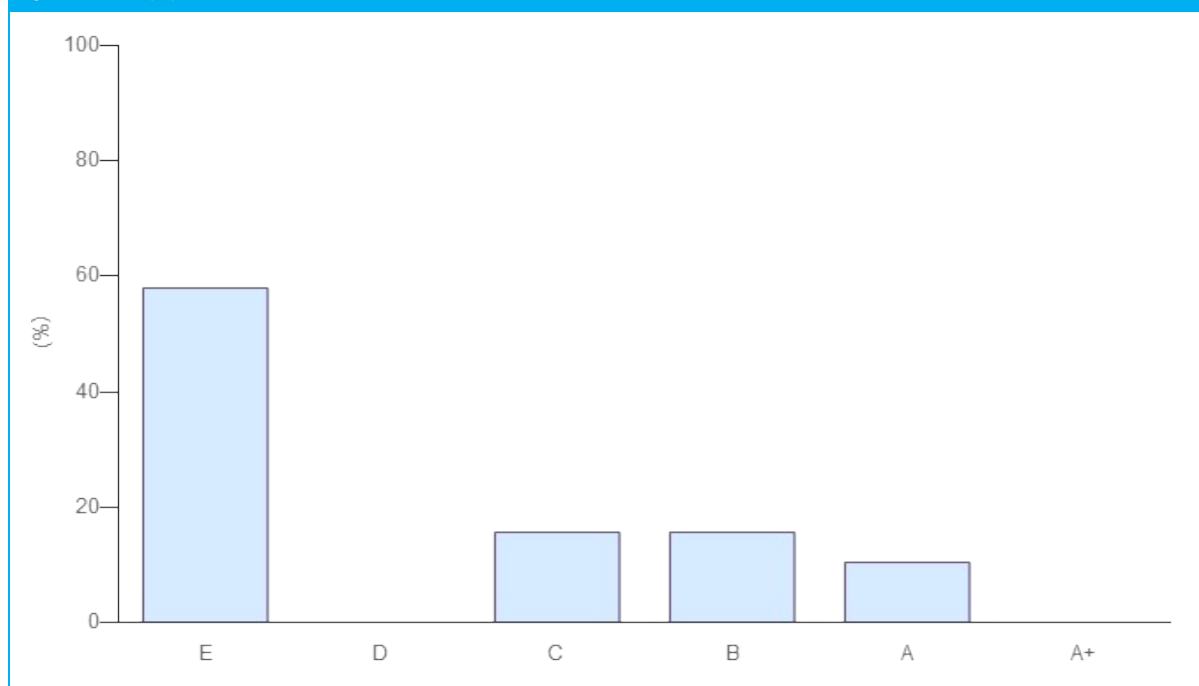


COMPARISON WITH PEERS

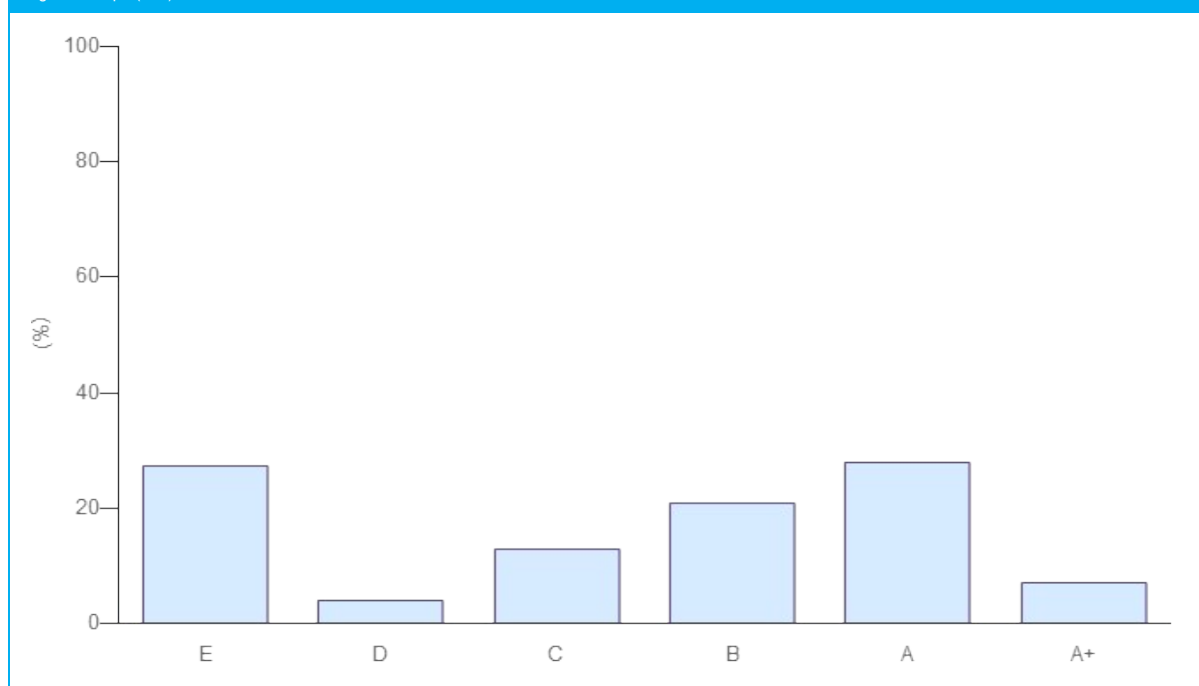
Your Indirect - Fixed Income Corporate Non Financial module score has been compared to relevant peer groups in a series of distribution charts below.

Module	INDIRECT - FIXED INCOME CORPORATE NON FINANCIAL
Band	A

Signed PRI: 2012 (19)



Region: Europe (172)



Indirect - Private Equity

Indicator Scorecard

Module	Indirect - Private Equity
Total Score	33 ★ (out of a maximum 36 ★ from 12 indicators including the following additionally assessed indicators: SAM 05.2b, SAM 05.4, SAM 07.4, SAM 08.2)
Band	A

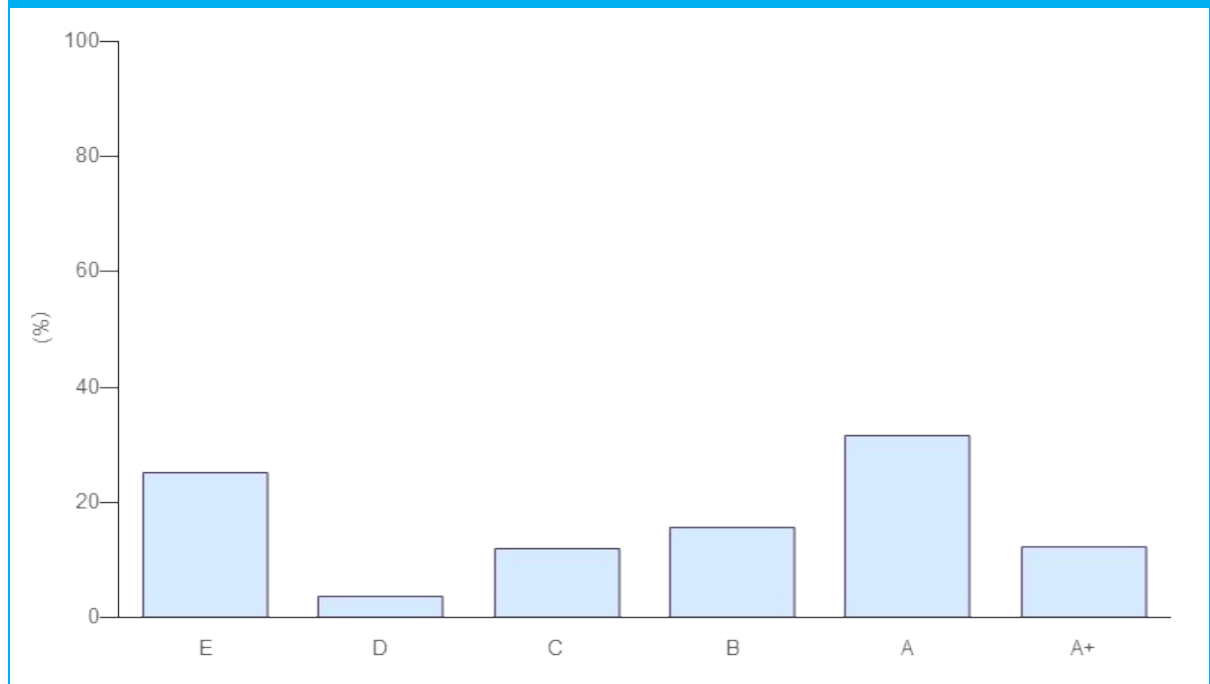
SECTION	INDICATOR			MEDIAN PEER SCORE (# PEERS)	YOUR SCORE	
	NUMBER	TYPE	TOPIC			
Overview	SAM 01.3	CORE	Selection, appointment and review of investment consultants	★★★ (34)	N/A	—
	SAM 01.5	CORE	Monitoring fiduciary managers	★★★★ (25)	N/A	—
Selection	SAM 05.1	CORE	Selection - RI in documentation	★★★ (219)	★★★★	—
	SAM 05.2a	CORE	Selection - Strategy	★★★★ (219)	★★★★	—
	SAM 05.2b	ADDITIONAL	Selection - ESG people/oversight	★★★ (219)	★★★★	—
	SAM 05.2c	CORE	Selection - Portfolio construction/valuation	★★★ (219)	★★★★	—
	SAM 05.3	CORE	Selection processes - General	★★★★ (219)	★★★★	—
	SAM 05.4	ADDITIONAL	Selection processes - RI considerations	★★★★ (219)	★★★★	—
Appointment	SAM 07.1	CORE	Appointment - General	★★★ (219)	★★★★	—
	SAM 07.2	CORE	Appointment - Objectives & Controls	★★★ (219)	★★★★	—
	SAM 07.3	ADDITIONAL	Appointment - Reporting capacity	★★★ (219)	★★★	—
	SAM 07.4	CORE	Appointment - Incentives & Controls	★★★ (219)	★★★★	—
Monitoring	SAM 08.1	CORE	Monitoring - General	★★★ (219)	★★★★	—
	SAM 08.2	ADDITIONAL	Monitoring - Measuring progress	★★★★ (219)	★★★★	—
Outputs and Outcomes	SAM 12	ADDITIONAL	Examples of ESG factors	★★★ (219)	★★★★	—
Communication	SAM 13	CORE	Disclosure of RI considerations	★★★ (219)	★★★	—

COMPARISON WITH PEERS

Your Indirect - Private Equity module score has been compared to relevant peer groups in a series of distribution charts below.

Module	INDIRECT - PRIVATE EQUITY
Band	A

All Respondents (219)

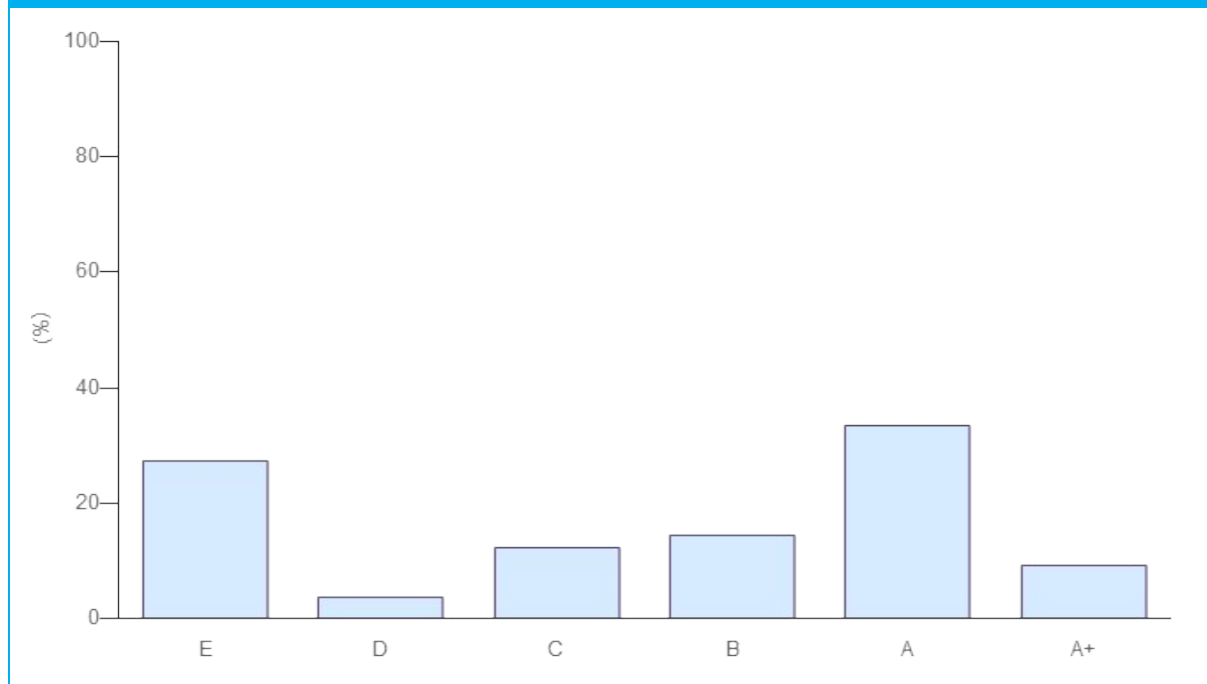


COMPARISON WITH PEERS

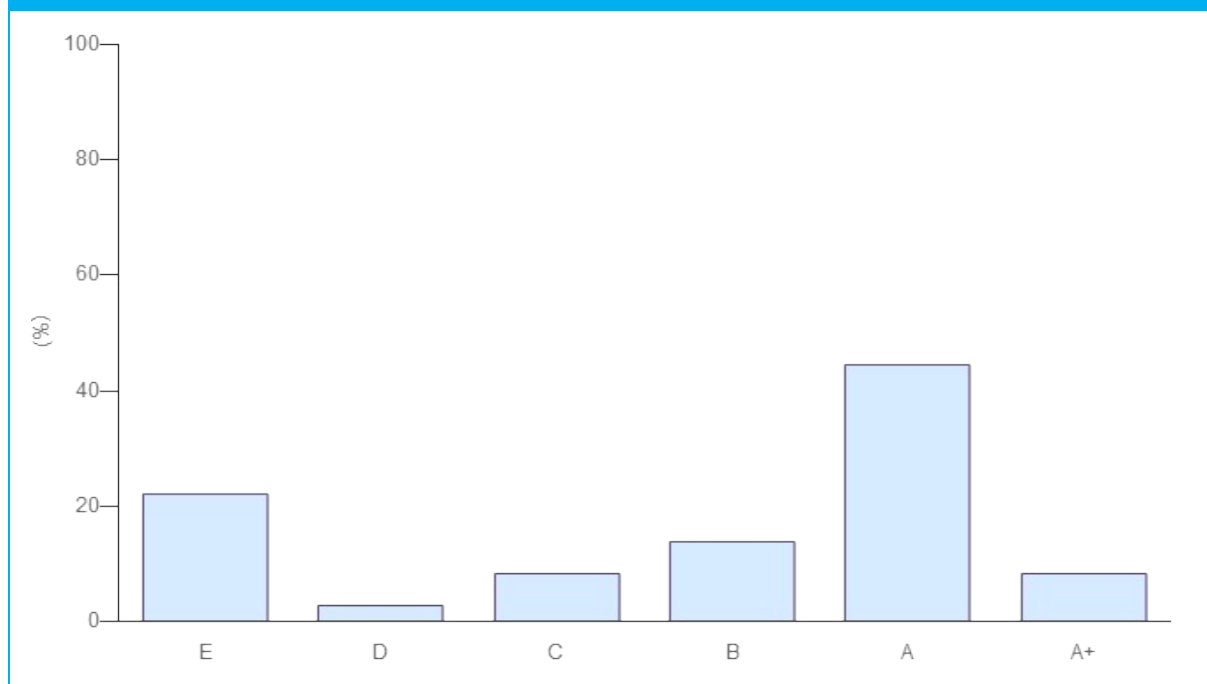
Your Indirect - Private Equity module score has been compared to relevant peer groups in a series of distribution charts below.

Module	INDIRECT - PRIVATE EQUITY
Band	A

Category: Asset Owner (132)



Size: > 10 (72)

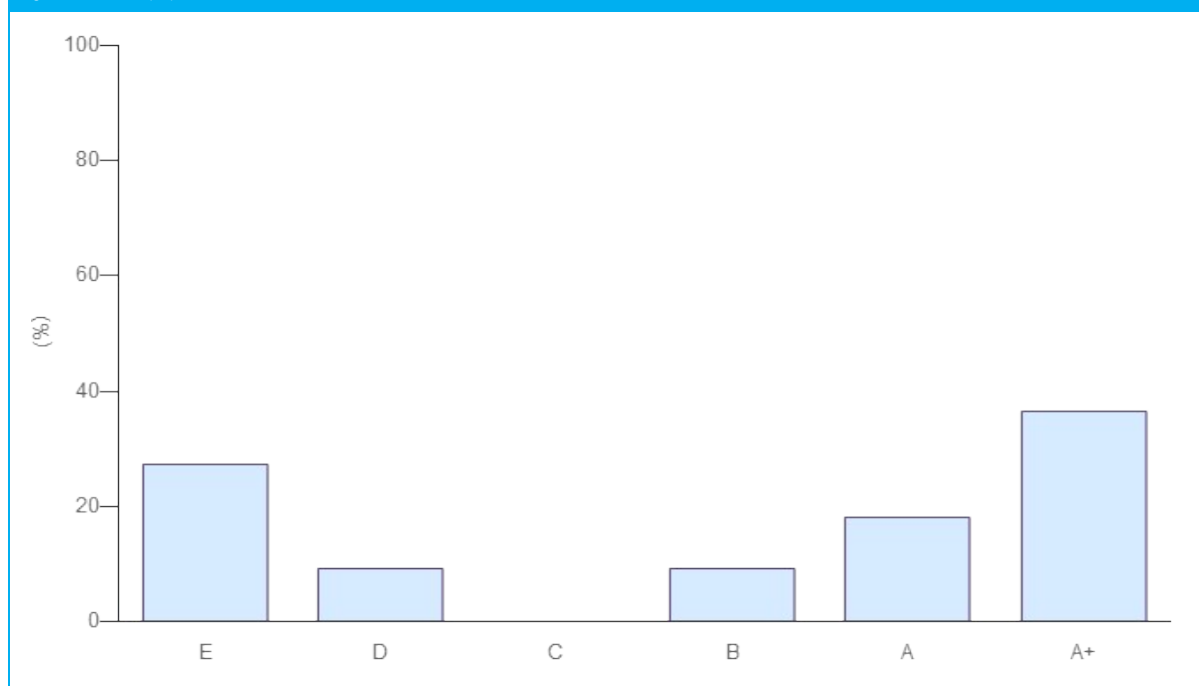


COMPARISON WITH PEERS

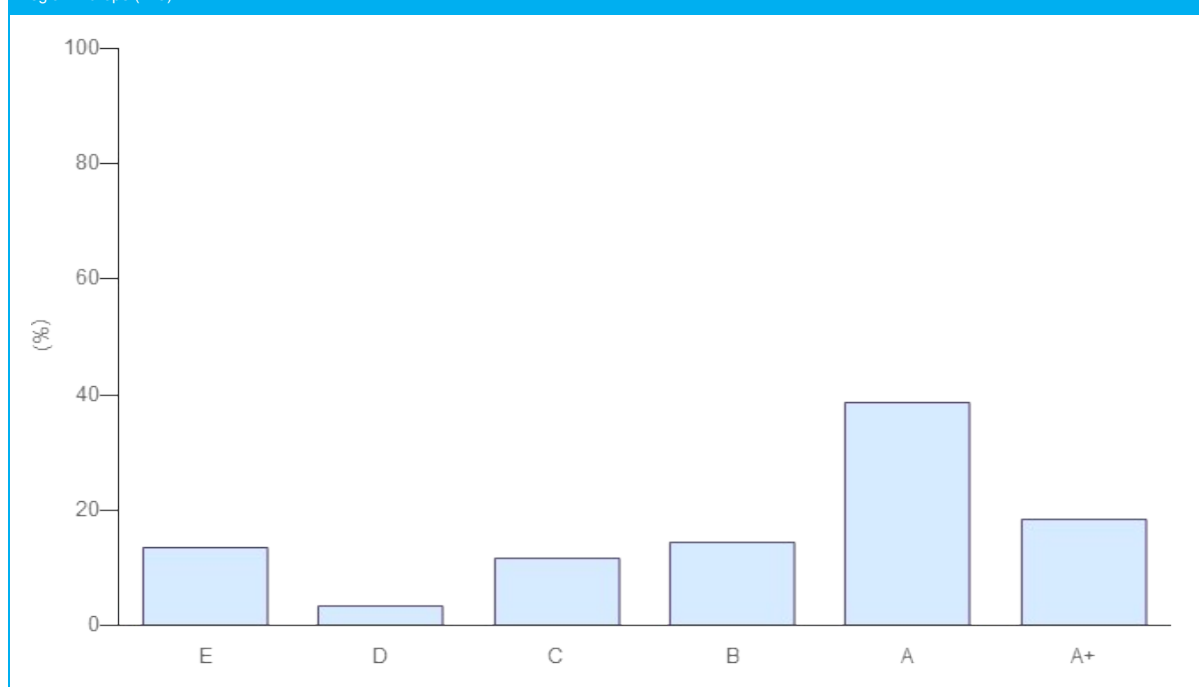
Your Indirect - Private Equity module score has been compared to relevant peer groups in a series of distribution charts below.

Module	INDIRECT - PRIVATE EQUITY
Band	A

Signed PRI: 2012 (11)



Region: Europe (119)



DIRECT - LISTED EQUITY - INCORPORATION

MODULE OVERVIEW

The table below provides an overview of your Listed Equity Incorporation Band as well as your scores for Screening and/or Integration strategies. You receive a single score for this module, which is based on your main incorporation strategy, calculated using your reported information in indicator LEI 03. Both the Screening and Integration scores, if applicable, are presented in more detail in the following pages. Thematic approaches are not scored.

Module Band	A
Score based on	Screening
Screening	B
Integration	A
Thematic	Not Scored

OVERVIEW OF INCORPORATION STRATEGIES (LEI 03)

ESG INCORPORATION STRATEGY	PERCENTAGE OF ACTIVE LISTED EQUITY TO WHICH THE STRATEGY IS APPLIED (%)
Screening alone	9 %
Thematic alone	0 %
Integration alone	0 %
Screening + integration strategies	91 %
Thematic + integration strategies	0 %
Screening + thematic strategies	0 %
All three strategies combined	0 %
No incorporation strategies applied	0 %

Direct - LISTED EQUITY - SCREENING

Indicator Scorecard

This module looks at how your organisation applies ESG screening to your internally managed listed equity holdings. If your organisation did not respond to an applicable indicator, you will see a score of ☆☆☆

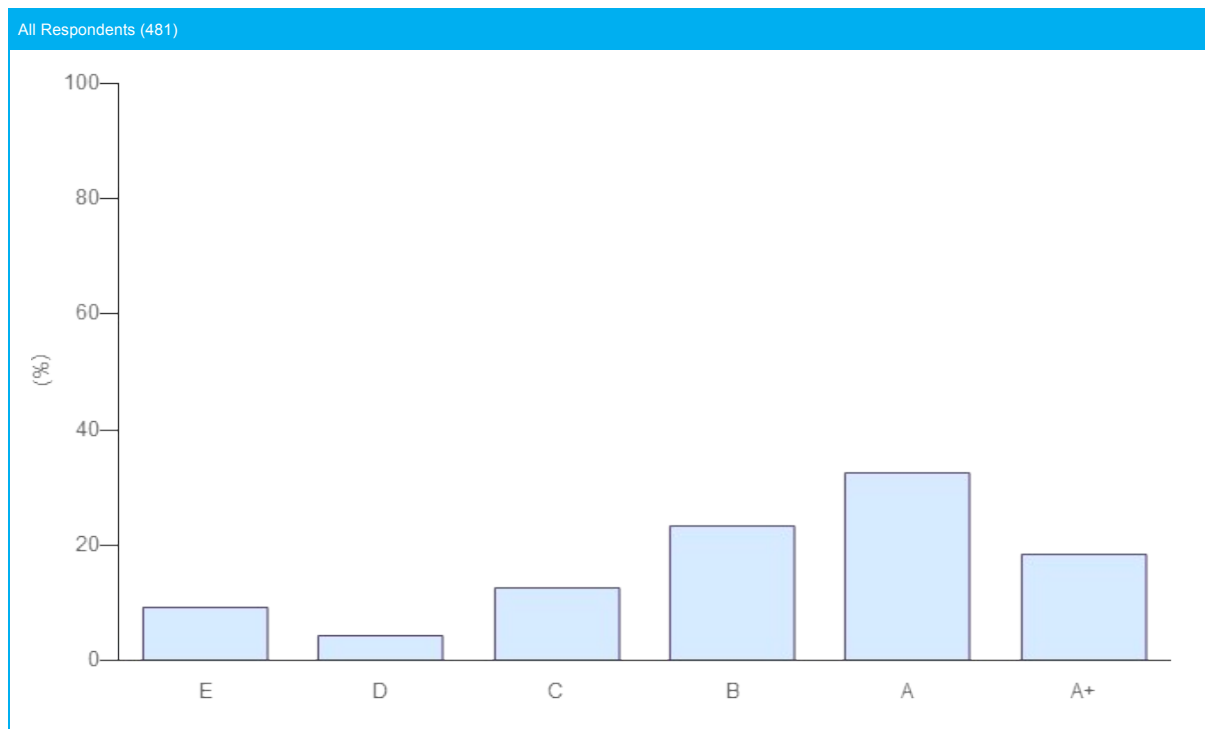
Module	LISTED EQUITY - INCORPORATION
Incorporation Strategy	SCREENING
Total Score	11 ★ (out of a maximum 15 ★ from 5 indicators including the following additionally assessed indicators: LEI 04, LEI 08)
Band	B

SECTION	INDICATOR			MEDIAN PEER SCORE (# PEERS)	YOUR SCORE	
	NUMBER	TYPE	TOPIC			
IMPLEMENTATION PROCESSES	LEI 04	ADDITIONAL	Type of ESG information used in investment decision	★★★★ (481)	★★★★	—
	LEI 05	ADDITIONAL	Information from engagement and/or voting used in investment decision-making	★★★★ (481)	☆☆☆☆	—
IMPLEMENTATION: SCREENING	LEI 07	CORE	Processes to ensure screening is based on robust analysis	★★★★ (481)	★★★★	—
	LEI 08	ADDITIONAL	Processes to ensure fund criteria are not breached	★★★☆☆ (481)	★★★☆☆	—
OUTPUTS AND OUTCOMES	LEI 15	ADDITIONAL	Measurement of financial and ESG outcomes of ESG incorporation	☆☆☆☆ (481)	★★★☆☆	—
COMMUNICATION	LEI 17a	CORE	Disclosure of approach to public	★★★☆☆ (481)	★★★☆☆	⬇️
	LEI 17b	CORE	Disclosure of approach to clients/beneficiaries	★★★☆☆ (481)	★★★☆☆	⬇️

COMPARISON WITH PEERS

Your Direct - Listed Equity - Screening module score has been compared to relevant peer groups in a series of distribution charts below.

Module	DIRECT - LISTED EQUITY - SCREENING
Band	B

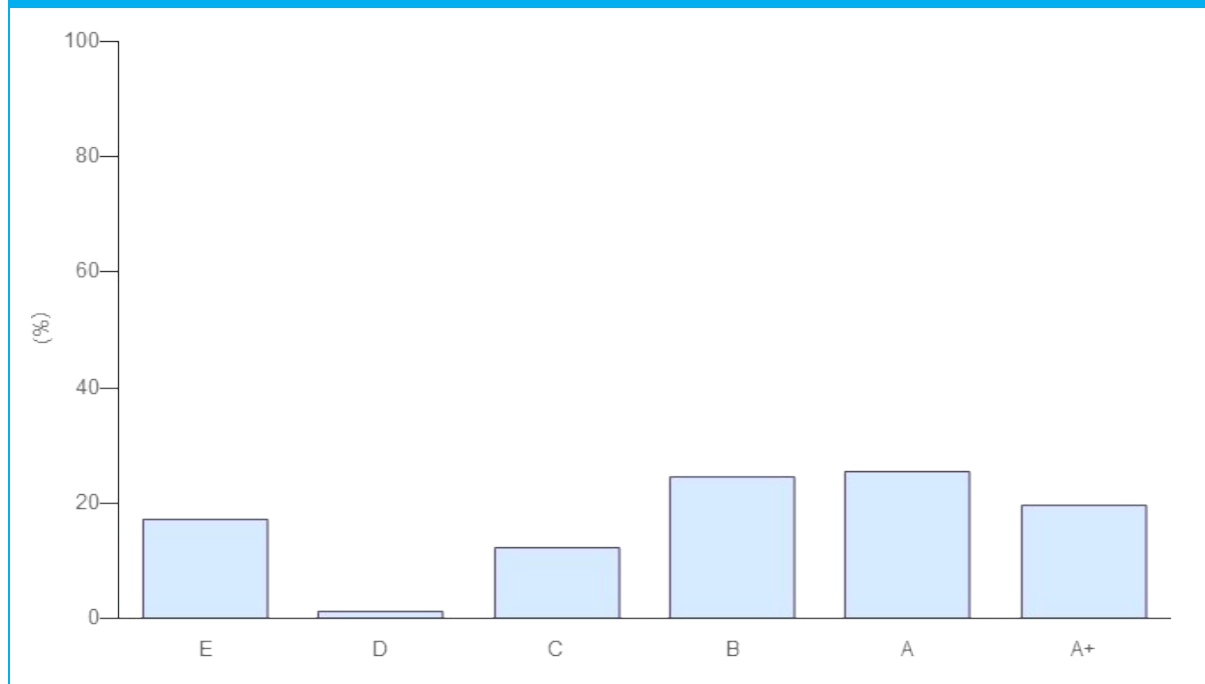


COMPARISON WITH PEERS

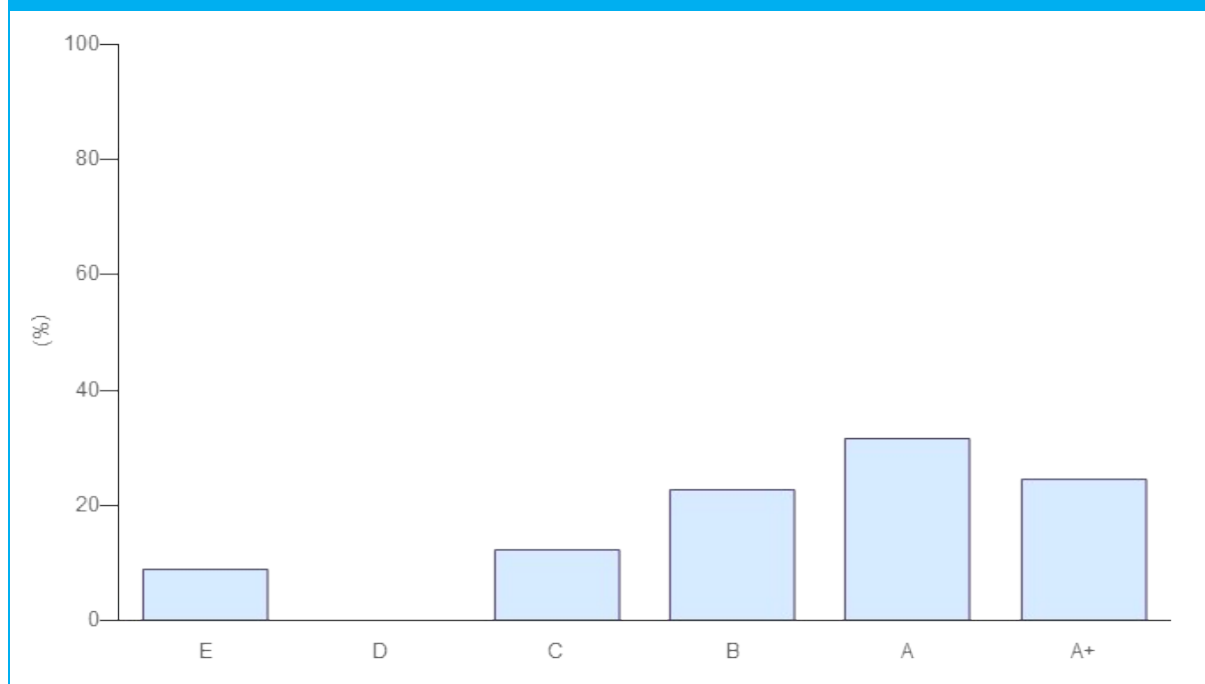
Your Direct - Listed Equity - Screening module score has been compared to relevant peer groups in a series of distribution charts below.

Module	DIRECT - LISTED EQUITY - SCREENING
Band	B

Category: Asset Owner (82)



Size: > 10 (57)

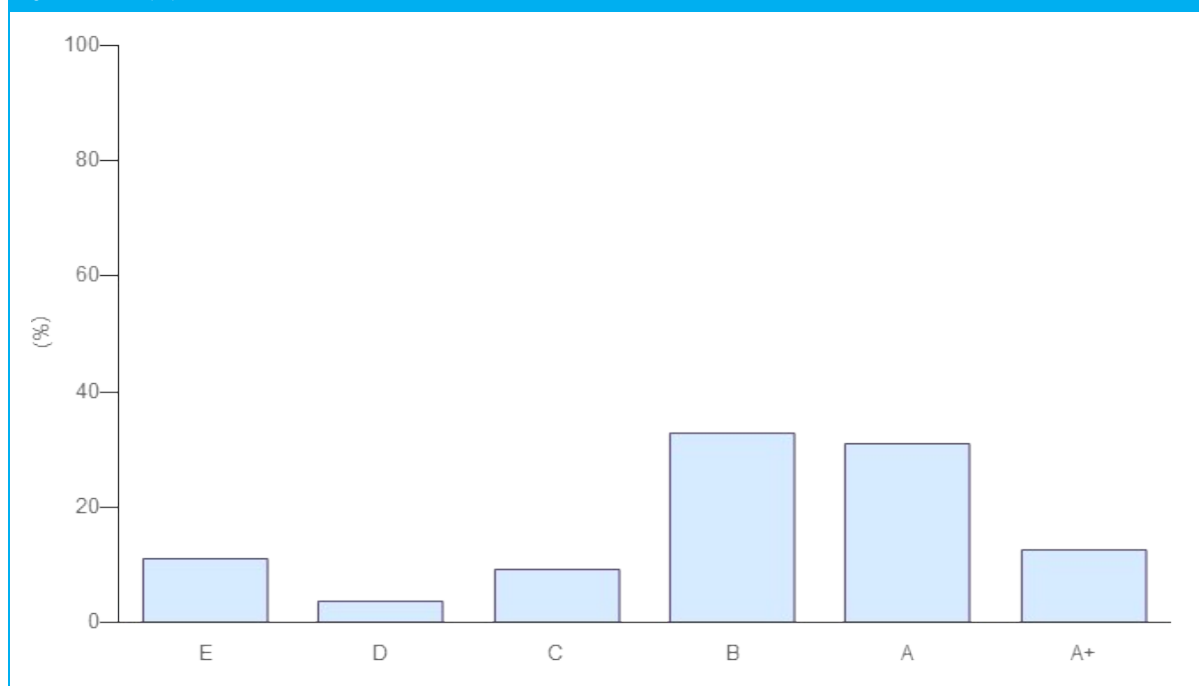


COMPARISON WITH PEERS

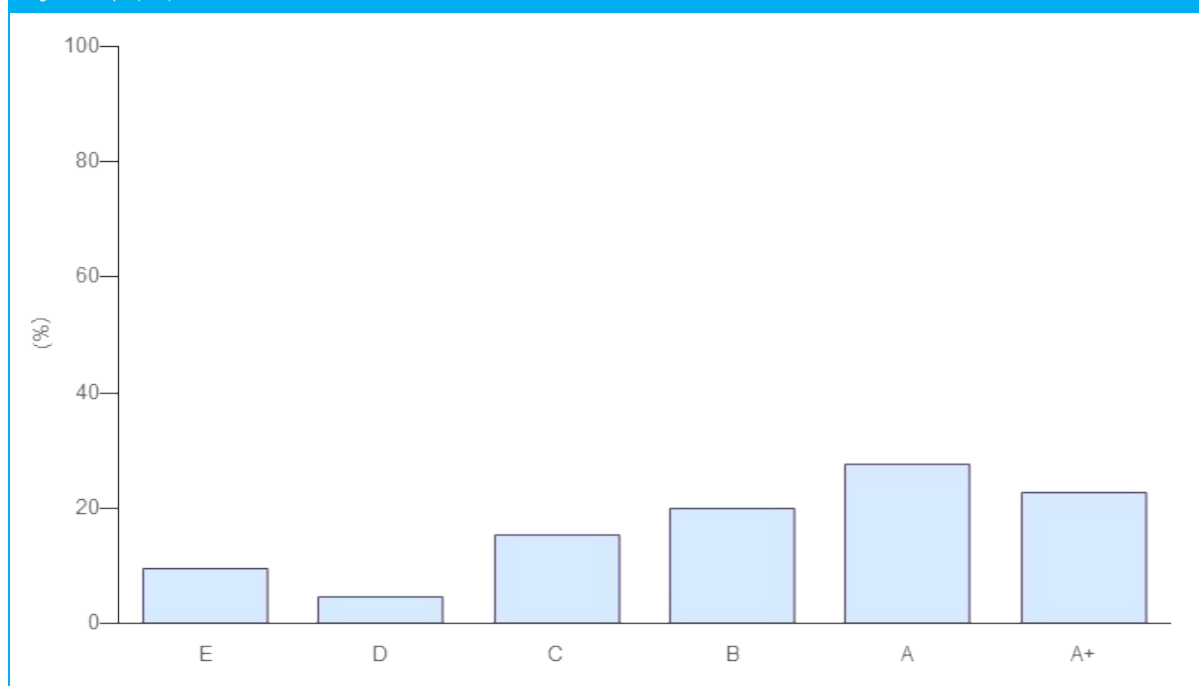
Your Direct - Listed Equity - Screening module score has been compared to relevant peer groups in a series of distribution charts below.

Module	DIRECT - LISTED EQUITY - SCREENING
Band	B

Signed PRI: 2012 (55)



Region: Europe (274)



Direct - LISTED EQUITY - INTEGRATION

Indicator Scorecard

This module looks at how your organisation integrates ESG issues into investment decision making for your internally managed listed equity holdings. If your organisation did not respond to an applicable indicator, you will see a score of ☆☆☆

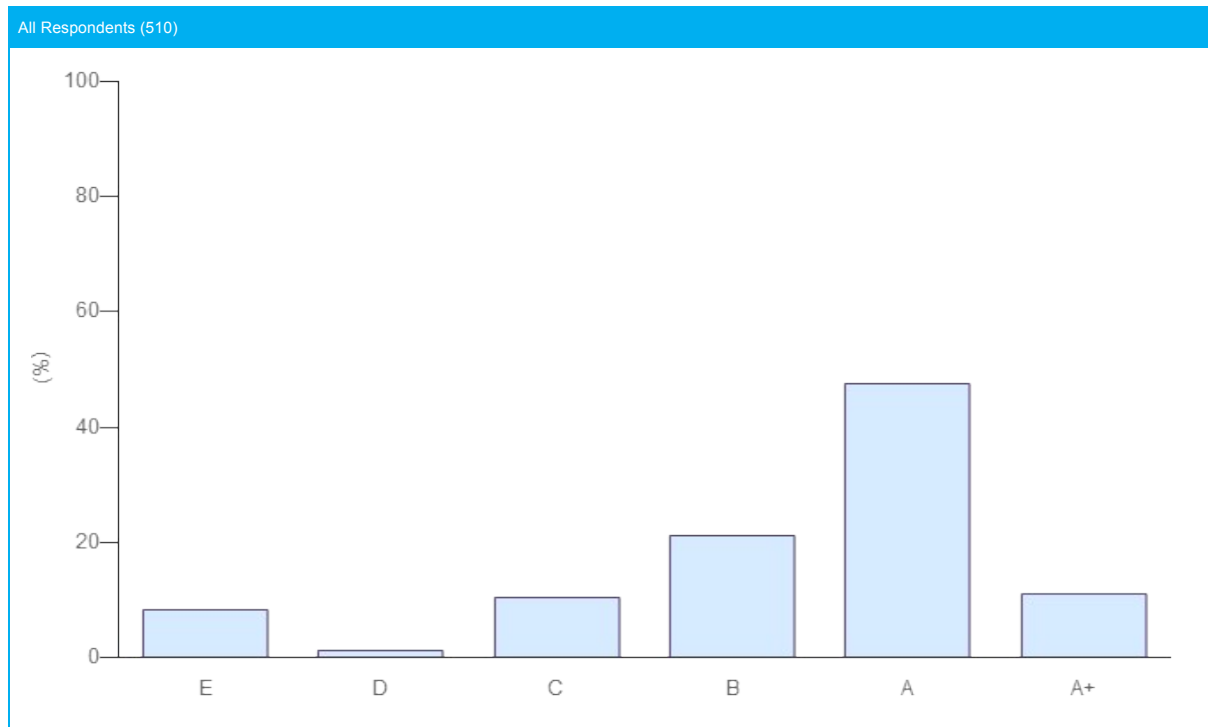
Module	LISTED EQUITY - INCORPORATION
Incorporation Strategy	INTEGRATION
Total Score	16 ★ (out of a maximum 18 ★ from 6 indicators including the following additionally assessed indicators: LEI 04, LEI 11)
Band	A

SECTION	INDICATOR			MEDIAN PEER SCORE (# PEERS)	YOUR SCORE	
	NUMBER	TYPE	TOPIC			
IMPLEMENTATION PROCESSES	LEI 04	ADDITIONAL	Type of ESG information used in investment decision	★★★★ (510)	★★★★	—
	LEI 05	ADDITIONAL	Information from engagement and/or voting used in investment decision-making	★★★★ (510)	☆☆☆☆	—
IMPLEMENTATION: INTEGRATION	LEI 10	CORE	Review ESG issues while researching companies/sectors	★★★★ (510)	★★★★	⬆️
	LEI 11	ADDITIONAL	Processes to ensure integration is based on robust analysis	★★★★ (510)	★★★★	—
	LEI 12	CORE	Aspects of analysis ESG information is integrated into	★★★☆☆ (510)	★★★★	⬆️
OUTPUTS AND OUTCOMES	LEI 15	ADDITIONAL	Measurement of financial and ESG outcomes of ESG incorporation	☆☆☆☆ (510)	★☆☆☆	—
COMMUNICATION	LEI 17a	CORE	Disclosure of approach to public	★★★☆☆ (510)	★★★★	⬇️
	LEI 17b	CORE	Disclosure of approach to clients/beneficiaries	★★★☆☆ (510)	★★★☆☆	⬇️

COMPARISON WITH PEERS

Your Direct - Listed Equity - Integration module score has been compared to relevant peer groups in a series of distribution charts below.

Module	DIRECT - LISTED EQUITY - INTEGRATION
Band	A

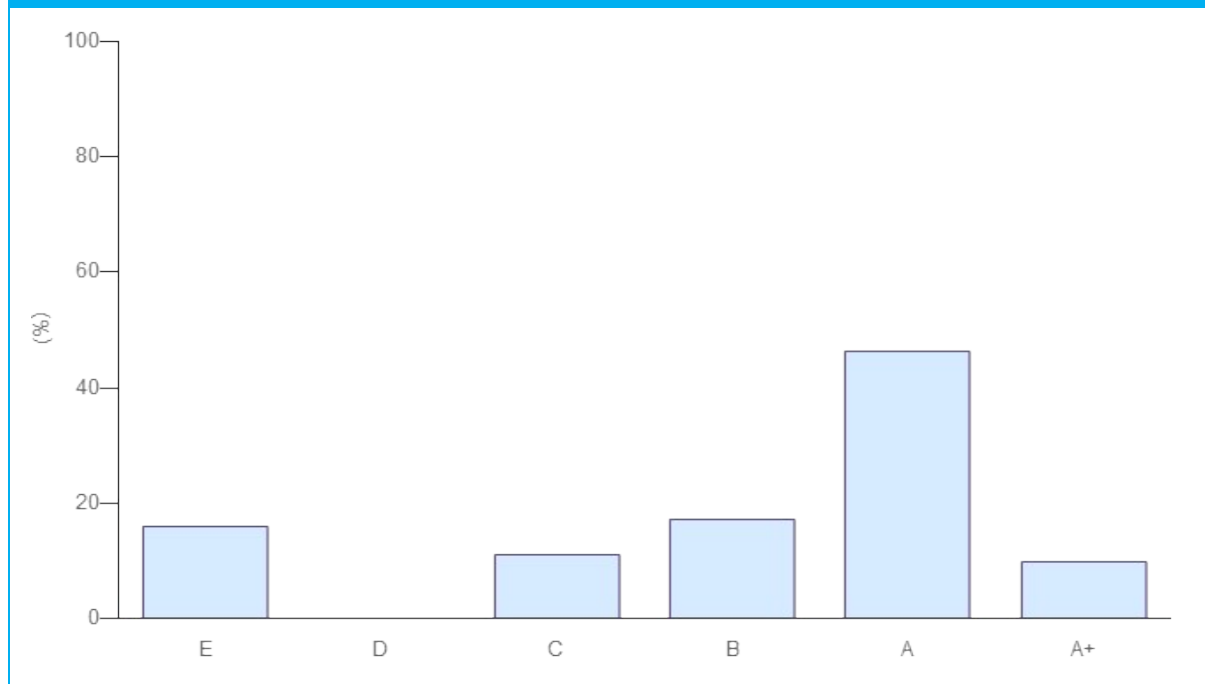


COMPARISON WITH PEERS

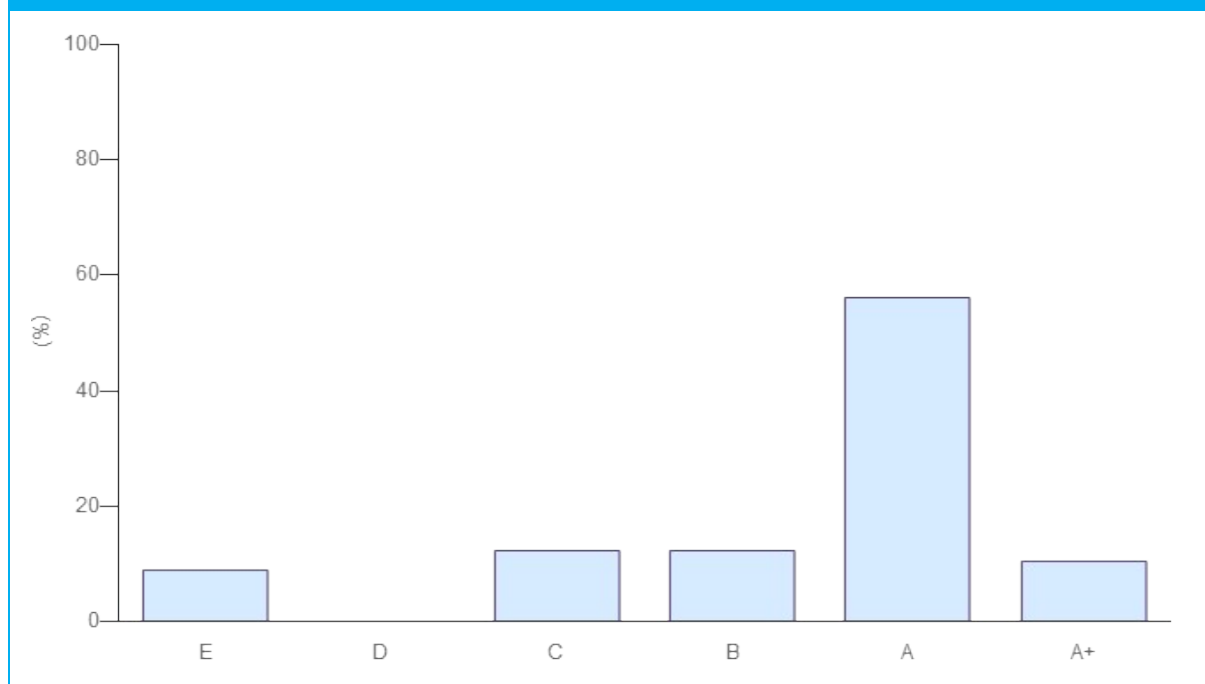
Your Direct - Listed Equity - Integration module score has been compared to relevant peer groups in a series of distribution charts below.

Module	DIRECT - LISTED EQUITY - INTEGRATION
Band	A

Category: Asset Owner (82)



Size: > 10 (57)

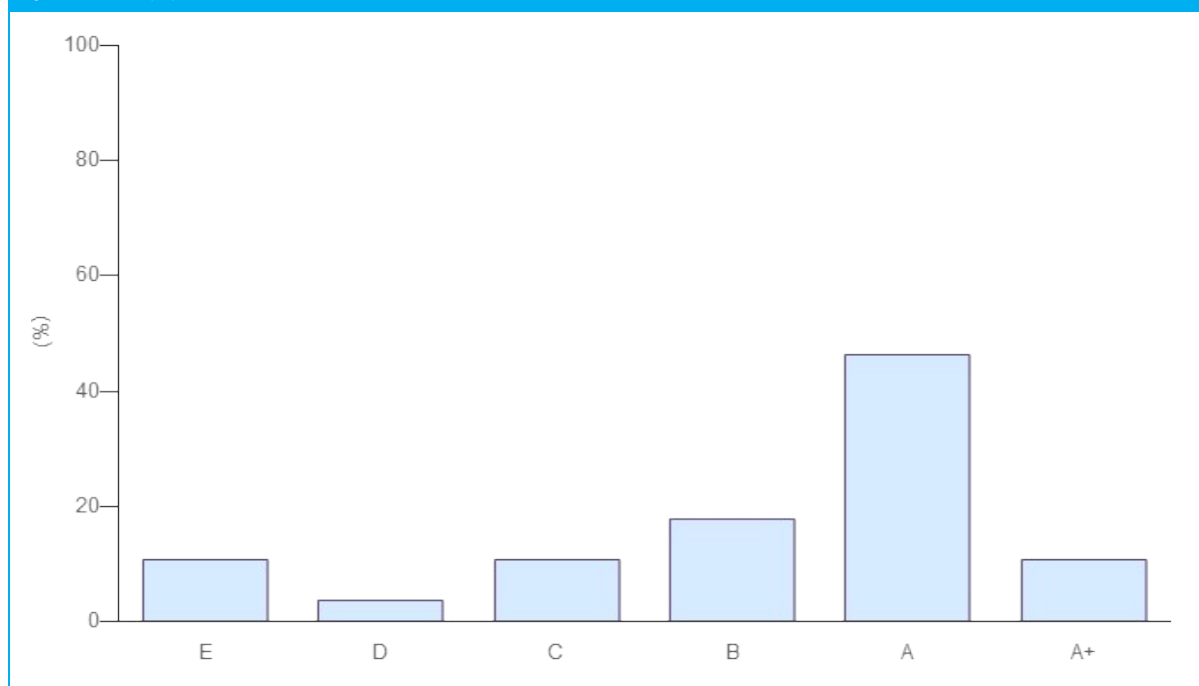


COMPARISON WITH PEERS

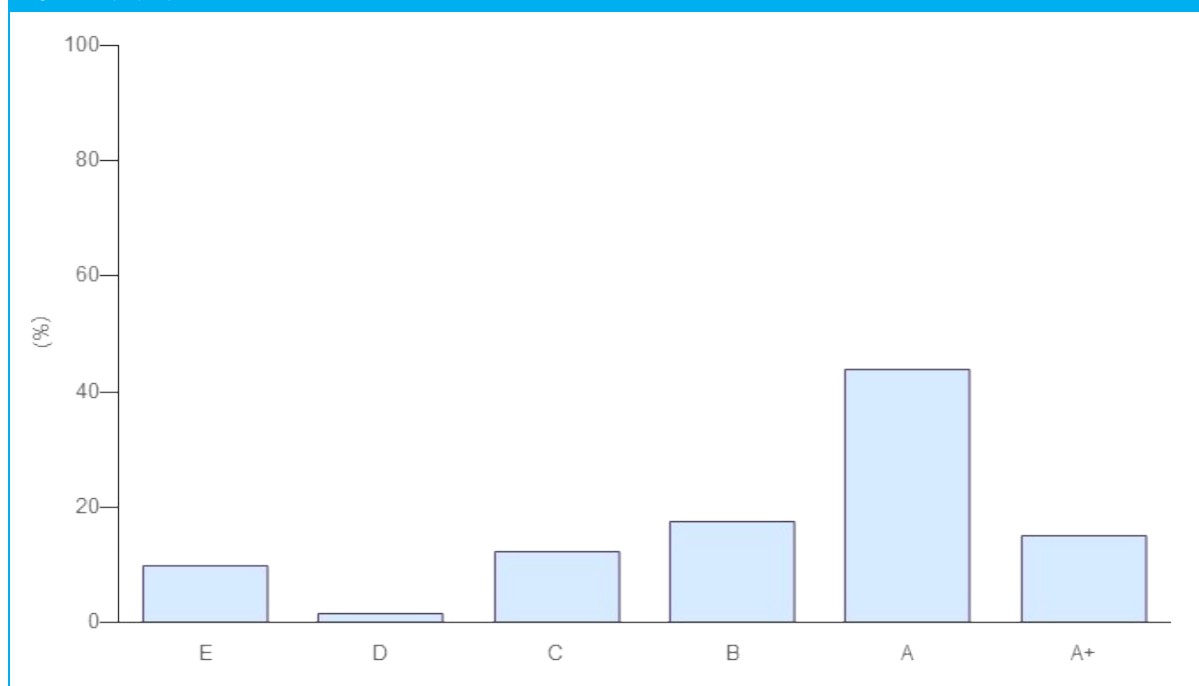
Your Direct - Listed Equity - Integration module score has been compared to relevant peer groups in a series of distribution charts below.

Module	DIRECT - LISTED EQUITY - INTEGRATION
Band	A

Signed PRI: 2012 (56)



Region: Europe (253)



DIRECT - FIXED INCOME (SSA)

Indicator Scorecard

This module looks at how your organisation applies ESG to your internally managed fixed income (SSA) holdings.

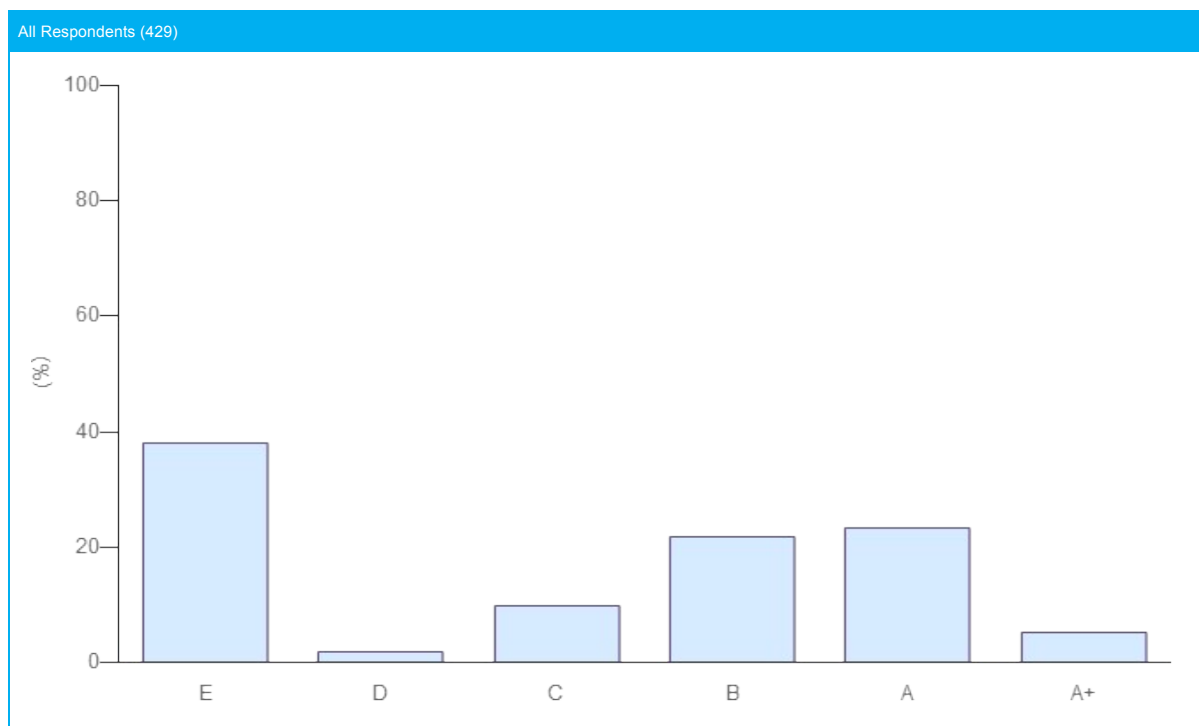
Module	FIXED INCOME (SSA)
Total Score	15 ★ (out of a maximum 21 ★ from 7 indicators including the following additionally assessed indicators: FI 13)
Band	B

SECTION	INDICATOR			MEDIAN PEER SCORE (# PEERS)	YOUR SCORE	
	NUMBER	TYPE	TOPIC			
IMPLEMENTATION PROCESSES	FI 05.1	CORE	ESG issues and issuer research	★★★ (429)	☆☆☆	—
	FI 05.2	CORE	ESG issues and issuer research	★★★ (429)	★★★★	—
	FI 06	CORE	Processes to ensure analysis is robust	★★★ (429)	★★★★	—
IMPLEMENTATION: SCREENING	FI 09	ADDITIONAL	Examples of ESG factors in screening process	★★★ (208)	N/A	—
	FI 10a	CORE	Negative Screening - ensuring criteria are met	★★★★ (170)	N/A	—
	FI 10b	CORE	Positive Screening - ensuring criteria are met	★★★★ (98)	N/A	—
	FI 10c	CORE	Norms Screening - ensuring criteria are met	★★★★ (93)	N/A	—
IMPLEMENTATION: THEMATIC	FI 12	CORE	Thematic investing - themed bond processes	★★★ (245)	★★★★	—
	FI 13	ADDITIONAL	Thematic investing - assessing impact	★★★ (57)	★★★	—
IMPLEMENTATION: INTEGRATION	FI 15	CORE	Integration - ESG information in investment processes	★★★★ (189)	N/A	—
	FI 16	ADDITIONAL	Integration - E,S and G issues reviewed	★★★★ (189)	N/A	—
OUTPUTS AND OUTCOMES	FI 21	ADDITIONAL	Financial/ESG performance	★★★ (429)	☆☆☆	—
COMMUNICATION	FI 23a	CORE	Disclosure of approach to public	★★★ (429)	★★★	⬇️
	FI 23b	CORE	Disclosure of approach to clients/beneficiaries	★★★ (429)	★★★	⬇️

COMPARISON WITH PEERS

Your Direct - Fixed Income SSA module score has been compared to relevant peer groups in a series of distribution charts below.

Module	DIRECT - FIXED INCOME SSA
Band	B

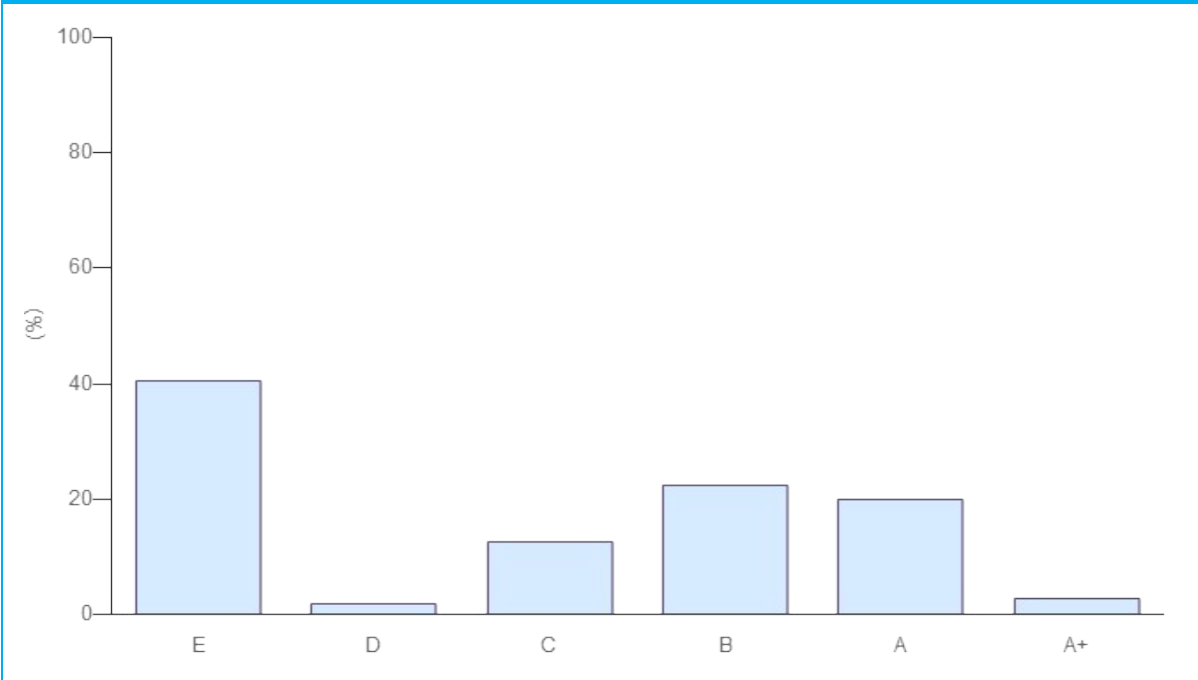


COMPARISON WITH PEERS

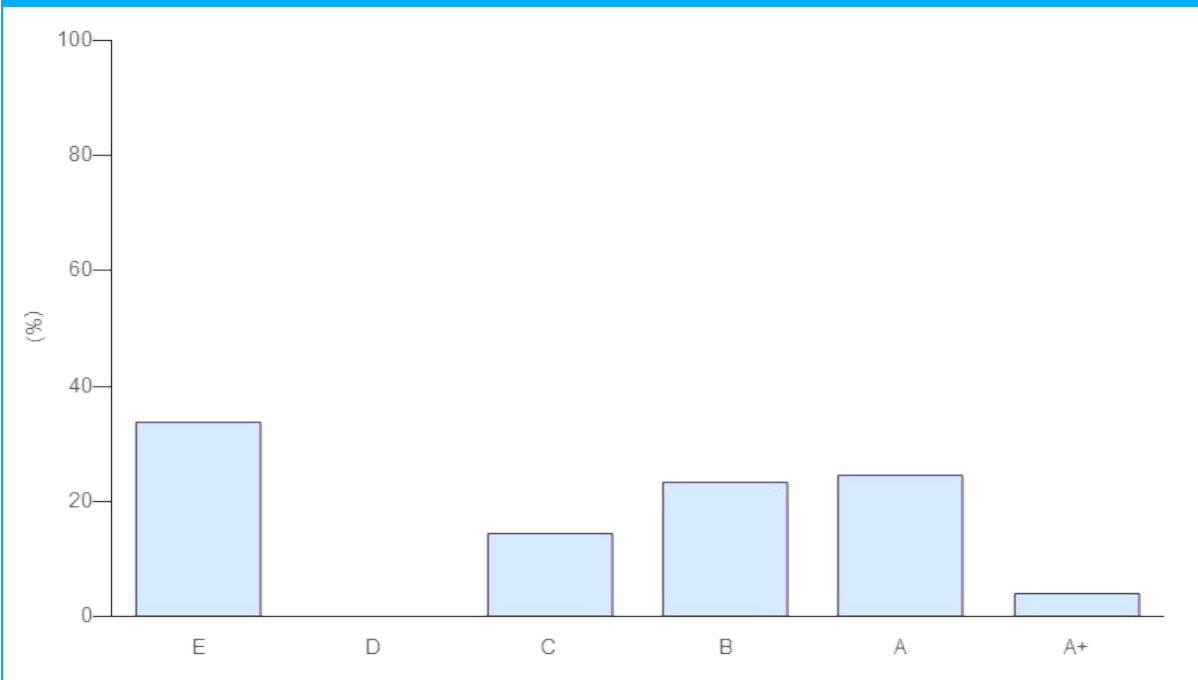
Your Direct - Fixed Income SSA module score has been compared to relevant peer groups in a series of distribution charts below.

Module	DIRECT - FIXED INCOME SSA
Band	B

Category: Asset Owner (111)



Size: > 10 (77)

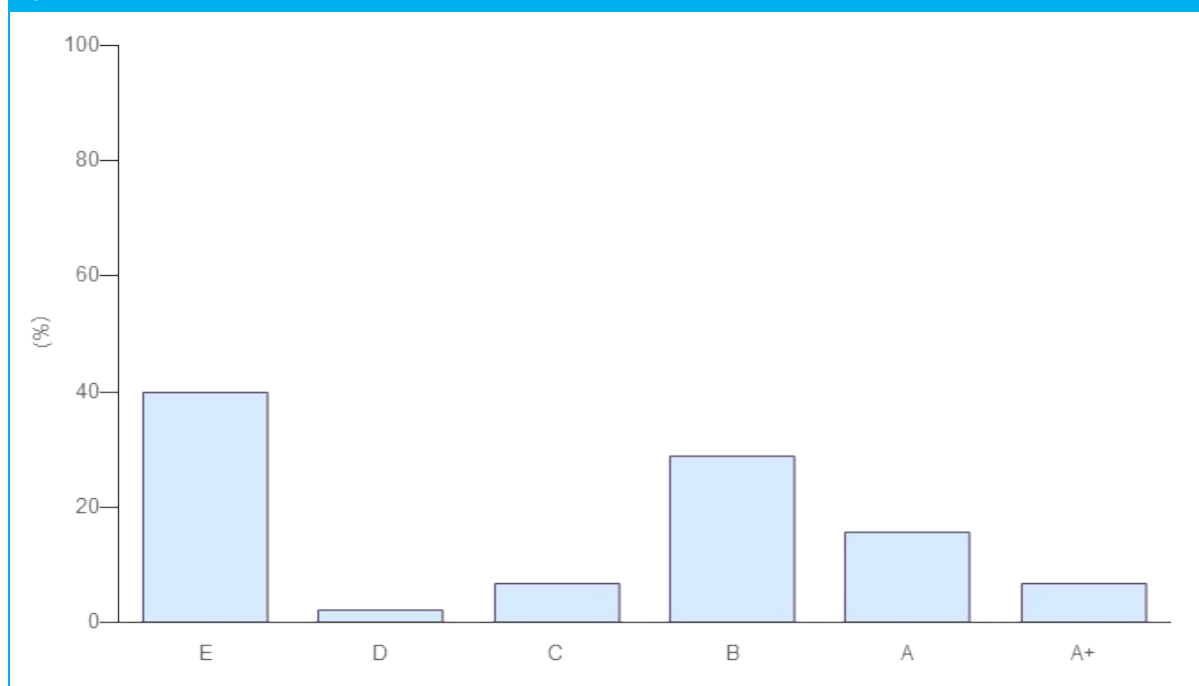


COMPARISON WITH PEERS

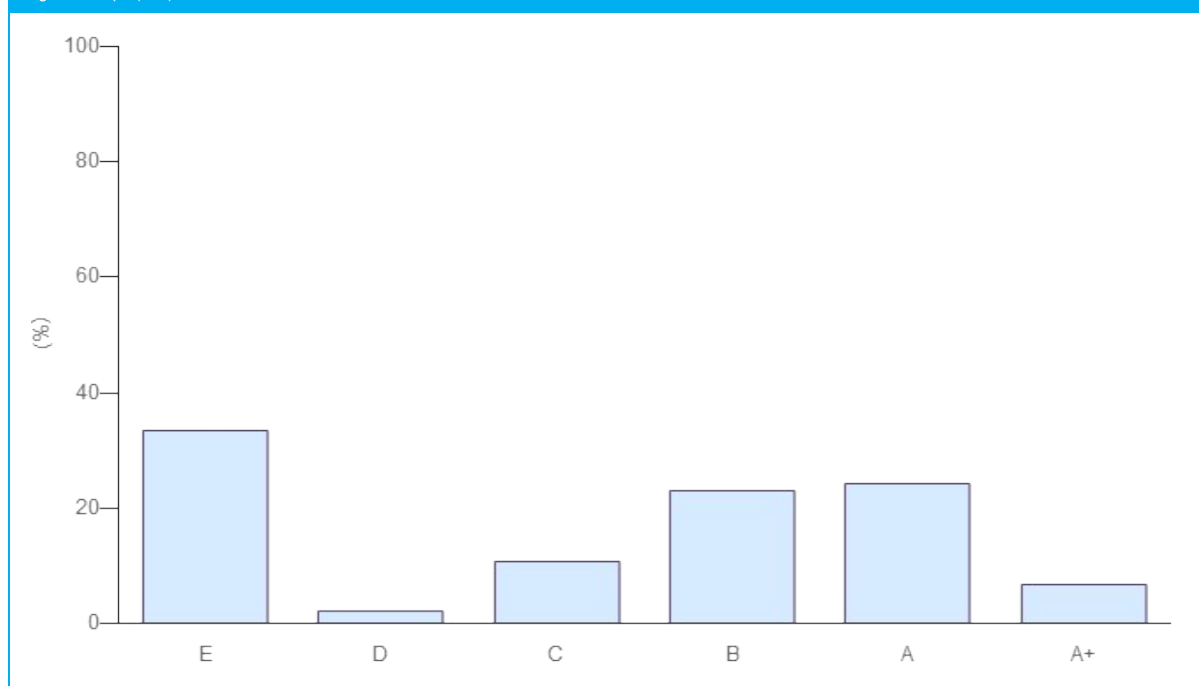
Your Direct - Fixed Income SSA module score has been compared to relevant peer groups in a series of distribution charts below.

Module	DIRECT - FIXED INCOME SSA
Band	B

Signed PRI: 2012 (45)



Region: Europe (236)



DIRECT - FIXED INCOME CORPORATE (FINANCIAL)

Indicator Scorecard

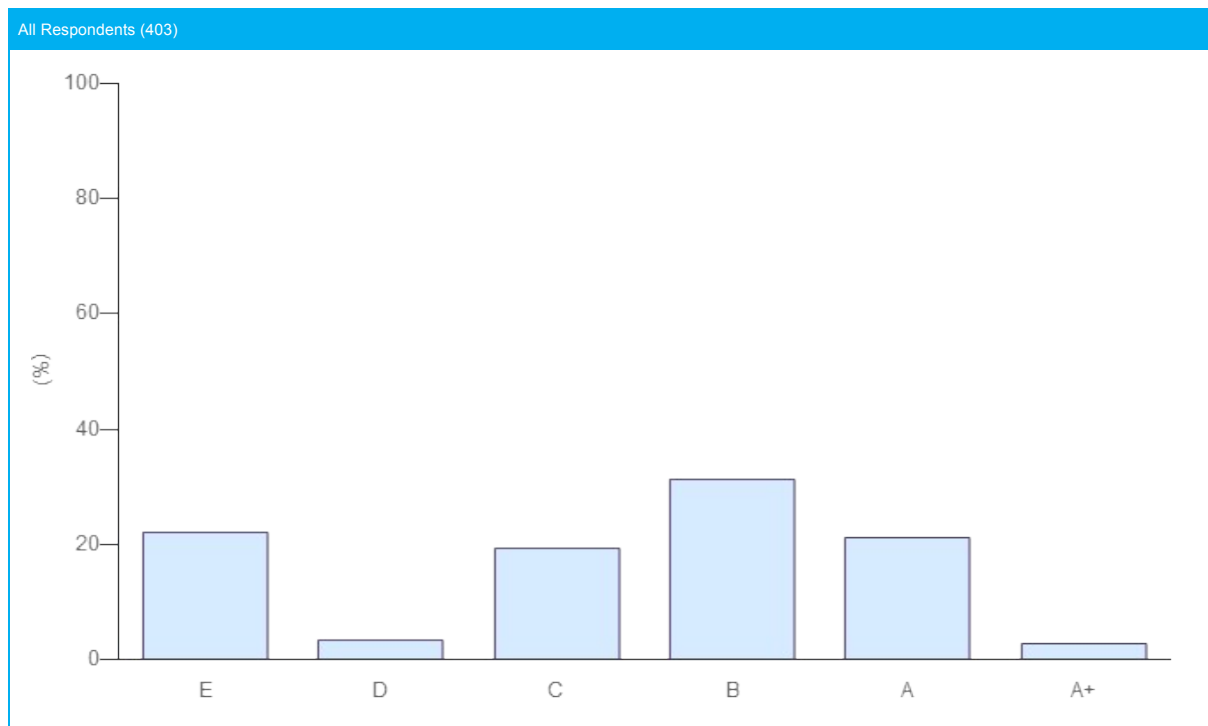
Module	FIXED INCOME CORPORATE (FINANCIAL)
Total Score	26 ★ (out of a maximum 36 ★ from 12 indicators including the following additionally assessed indicators: FI 16, FI 19, FI 09, FI 21)
Band	B

SECTION	INDICATOR			MEDIAN PEER SCORE (# PEERS)	YOUR SCORE	
	NUMBER	TYPE	TOPIC			
IMPLEMENTATION PROCESSES	FI 05.1	CORE	ESG issues and issuer research	★★★★ (403)	★★★★	—
	FI 05.2	CORE	ESG issues and issuer research	★★★★ (403)	★★★★	—
	FI 06	CORE	Processes to ensure analysis is robust	★★★☆ (403)	★★★★	—
IMPLEMENTATION: SCREENING	FI 09	ADDITIONAL	Examples of ESG factors in screening process	★★★☆ (247)	★★★☆	—
	FI 10a	CORE	Negative Screening - ensuring criteria are met	★★★★ (218)	★★★☆	—
	FI 10b	CORE	Positive Screening - ensuring criteria are met	★★★★ (130)	N/A	—
	FI 10c	CORE	Norms Screening - ensuring criteria are met	★★★★ (134)	N/A	—
IMPLEMENTATION: THEMATIC	FI 12	CORE	Thematic investing - themed bond processes	★★★☆ (173)	N/A	—
	FI 13	ADDITIONAL	Thematic investing - assessing impact	★★★☆ (68)	N/A	—
IMPLEMENTATION: INTEGRATION	FI 15	CORE	Integration - ESG information in investment processes	★★★★ (242)	★★★★	—
	FI 16	ADDITIONAL	Integration - E,S and G issues reviewed	★★★★ (242)	★★★★	—
ENGAGEMENT	FI 18	CORE	Engagement overview and coverage	★★★☆ (403)	☆☆☆☆	⬆️
	FI 19	ADDITIONAL	Engagement method	★★★☆ (403)	★★★☆	⬆️
	FI 20	ADDITIONAL	Engagement policy disclosure	★★★☆ (403)	☆☆☆☆	—
OUTPUTS AND OUTCOMES	FI 21	ADDITIONAL	Financial/ESG performance	★★★☆ (403)	★★★☆	—
COMMUNICATION	FI 23a	CORE	Disclosure of approach to public	★★★☆ (403)	★★★☆	⬇️
	FI 23b	CORE	Disclosure of approach to clients/beneficiaries	★★★☆ (403)	★★★☆	⬇️

COMPARISON WITH PEERS

Your Direct - Fixed Income Corporate Financial module score has been compared to relevant peer groups in a series of distribution charts below.

Module	DIRECT - FIXED INCOME CORPORATE FINANCIAL
Band	B

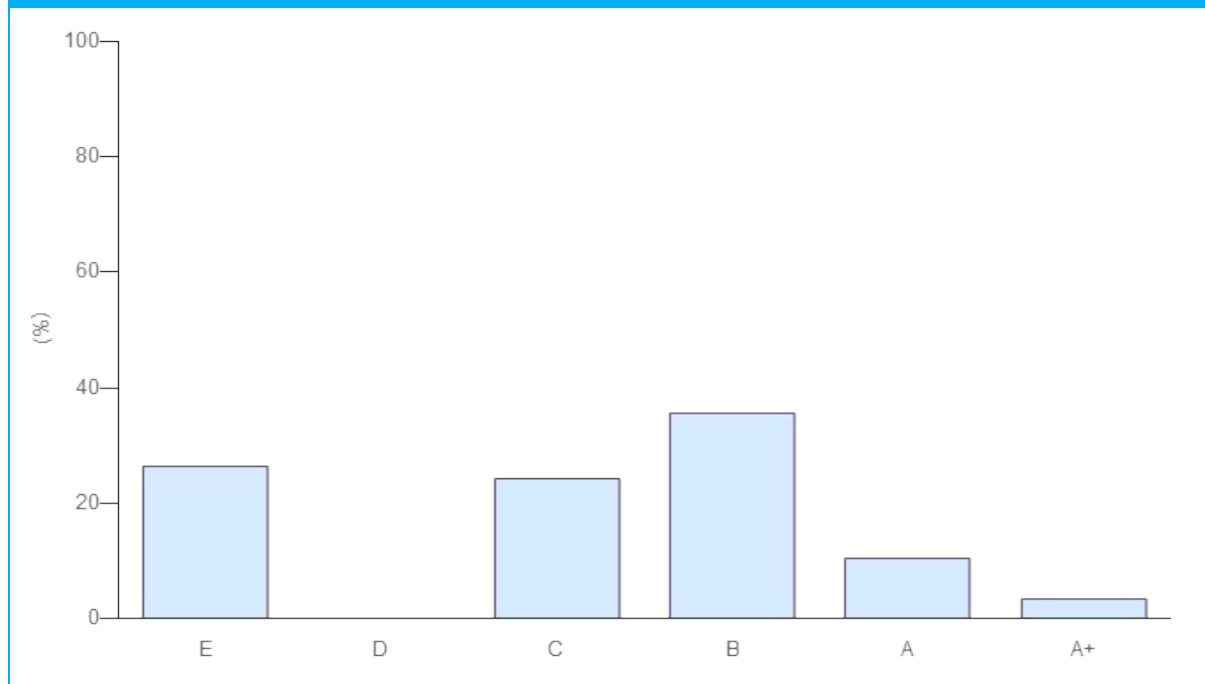


COMPARISON WITH PEERS

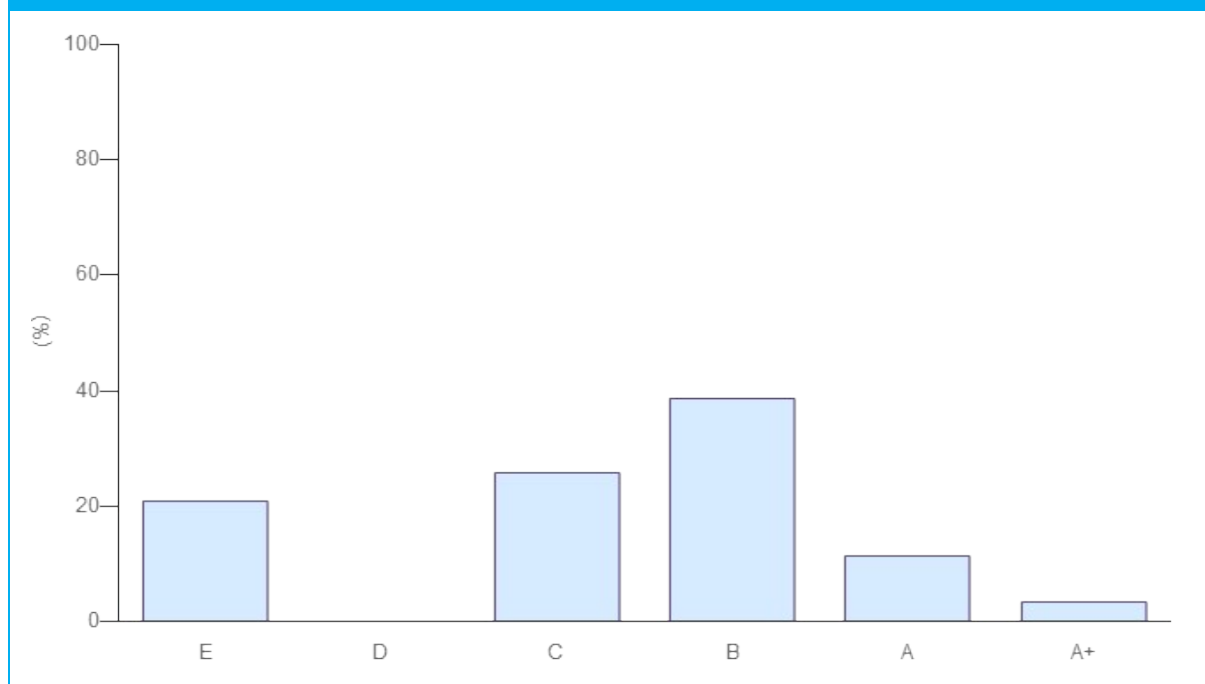
Your Direct - Fixed Income Corporate Financial module score has been compared to relevant peer groups in a series of distribution charts below.

Module	DIRECT - FIXED INCOME CORPORATE FINANCIAL
Band	B

Category: Asset Owner (87)



Size: > 10 (62)

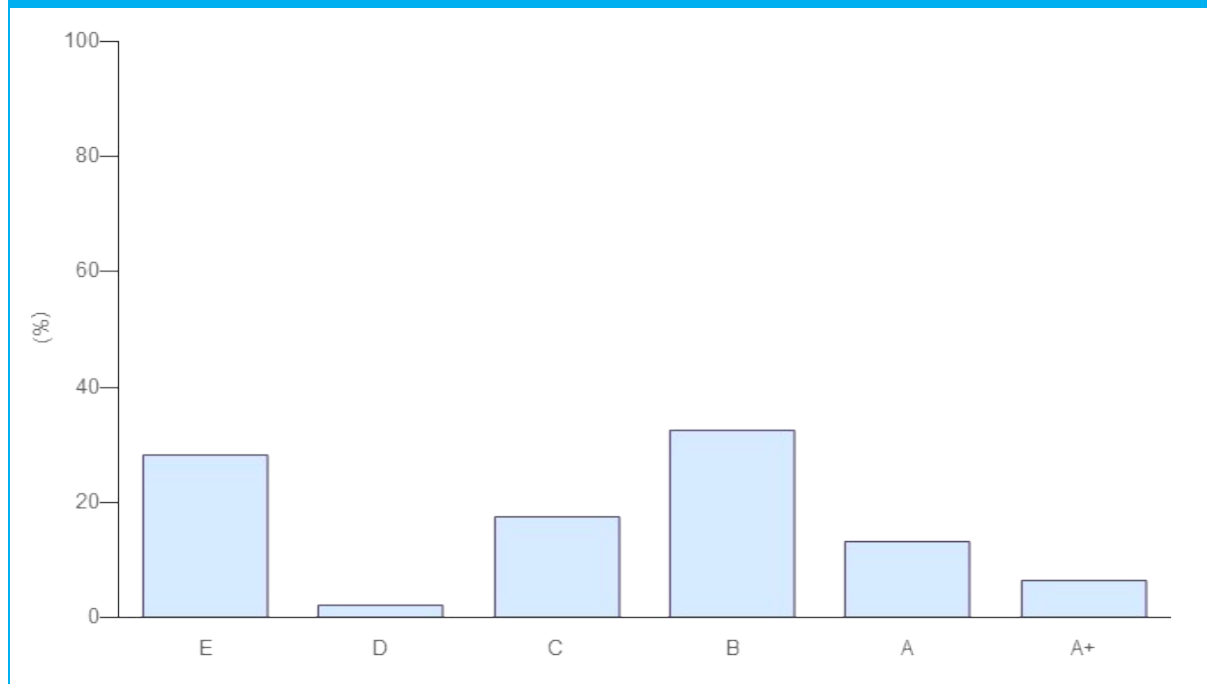


COMPARISON WITH PEERS

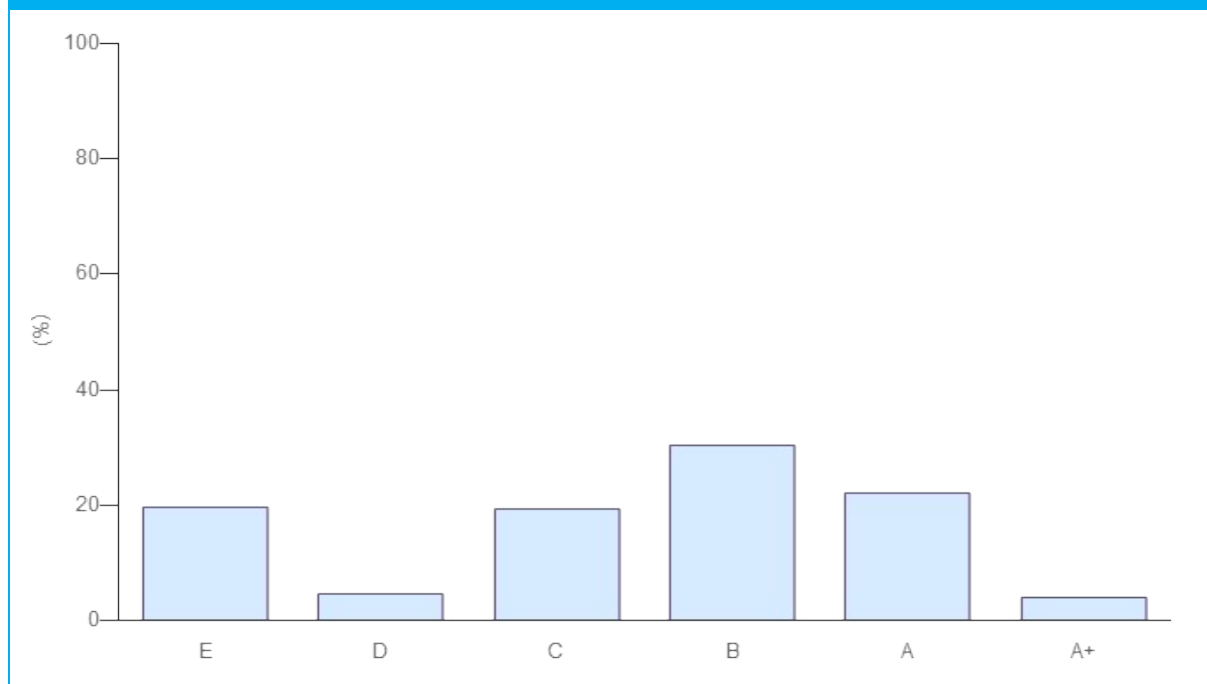
Your Direct - Fixed Income Corporate Financial module score has been compared to relevant peer groups in a series of distribution charts below.

Module	DIRECT - FIXED INCOME CORPORATE FINANCIAL
Band	B

Signed PRI: 2012 (46)



Region: Europe (234)



DIRECT - FIXED INCOME CORPORATE (NON-FINANCIAL)

Indicator Scorecard

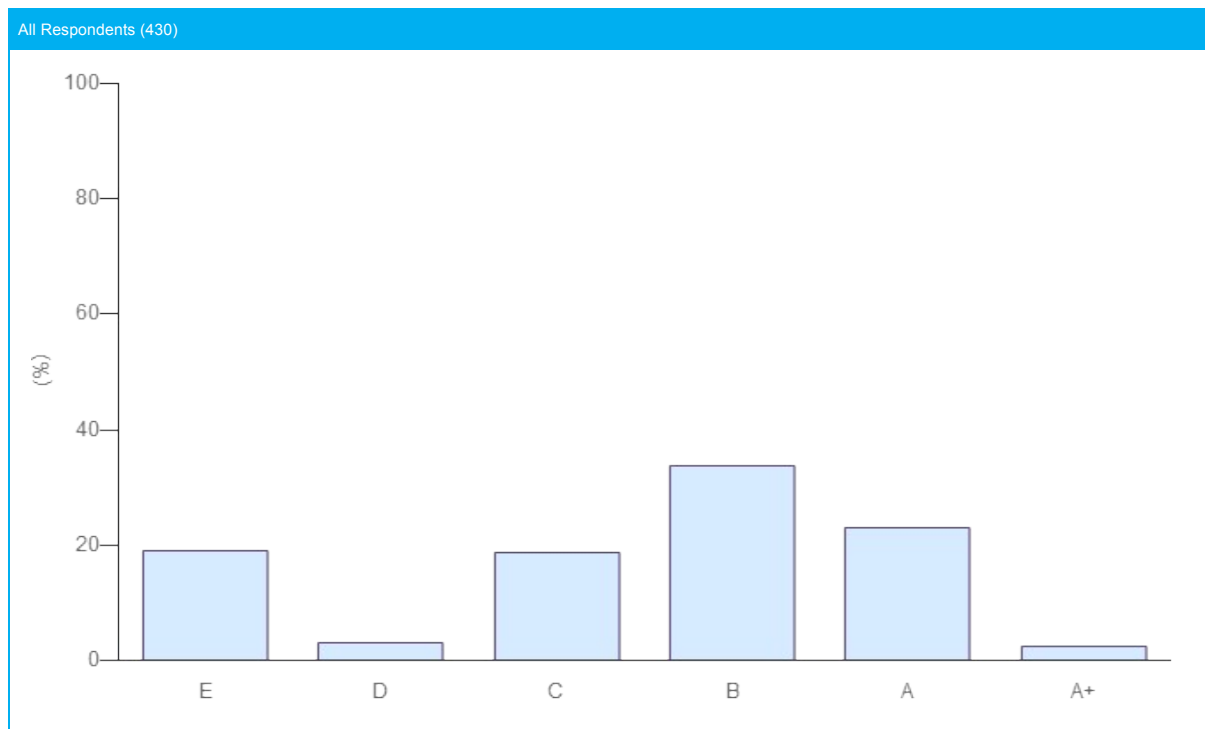
Module	FIXED INCOME CORPORATE (NON-FINANCIAL)
Total Score	26 ★ (out of a maximum 36 ★ from 12 indicators including the following additionally assessed indicators: FI 16, FI 19, FI 09)
Band	B

SECTION	INDICATOR			MEDIAN PEER SCORE (# PEERS)	YOUR SCORE	
	NUMBER	TYPE	TOPIC			
IMPLEMENTATION PROCESSES	FI 05.1	CORE	ESG issues and issuer research	★★★★ (430)	★★★★	—
	FI 05.2	CORE	ESG issues and issuer research	★★★★ (430)	★★★★	—
	FI 06	CORE	Processes to ensure analysis is robust	★★★☆ (430)	★★★★	—
IMPLEMENTATION: SCREENING	FI 09	ADDITIONAL	Examples of ESG factors in screening process	★★★☆ (277)	★★★☆	—
	FI 10a	CORE	Negative Screening - ensuring criteria are met	★★★★ (254)	★★★☆	—
	FI 10b	CORE	Positive Screening - ensuring criteria are met	★★★★ (145)	N/A	—
	FI 10c	CORE	Norms Screening - ensuring criteria are met	★★★★ (154)	N/A	—
IMPLEMENTATION: THEMATIC	FI 12	CORE	Thematic investing - themed bond processes	★★★☆ (177)	N/A	—
	FI 13	ADDITIONAL	Thematic investing - assessing impact	★★★☆ (88)	N/A	—
IMPLEMENTATION: INTEGRATION	FI 15	CORE	Integration - ESG information in investment processes	★★★★ (271)	★★★★	—
	FI 16	ADDITIONAL	Integration - E,S and G issues reviewed	★★★★ (271)	★★★★	—
ENGAGEMENT	FI 18	CORE	Engagement overview and coverage	★★★☆ (430)	☆☆☆☆	—
	FI 19	ADDITIONAL	Engagement method	★★★☆ (430)	★★★☆	—
	FI 20	ADDITIONAL	Engagement policy disclosure	★★★☆ (430)	☆☆☆☆	—
OUTPUTS AND OUTCOMES	FI 21	ADDITIONAL	Financial/ESG performance	★★★☆ (430)	★★★☆	—
COMMUNICATION	FI 23a	CORE	Disclosure of approach to public	★★★☆ (430)	★★★☆	⬇️
	FI 23b	CORE	Disclosure of approach to clients/beneficiaries	★★★☆ (430)	★★★☆	⬇️

COMPARISON WITH PEERS

Your Direct - Fixed Income Corporate Non-Financial module score has been compared to relevant peer groups in a series of distribution charts below.

Module	DIRECT - FIXED INCOME CORPORATE NON-FINANCIAL
Band	B

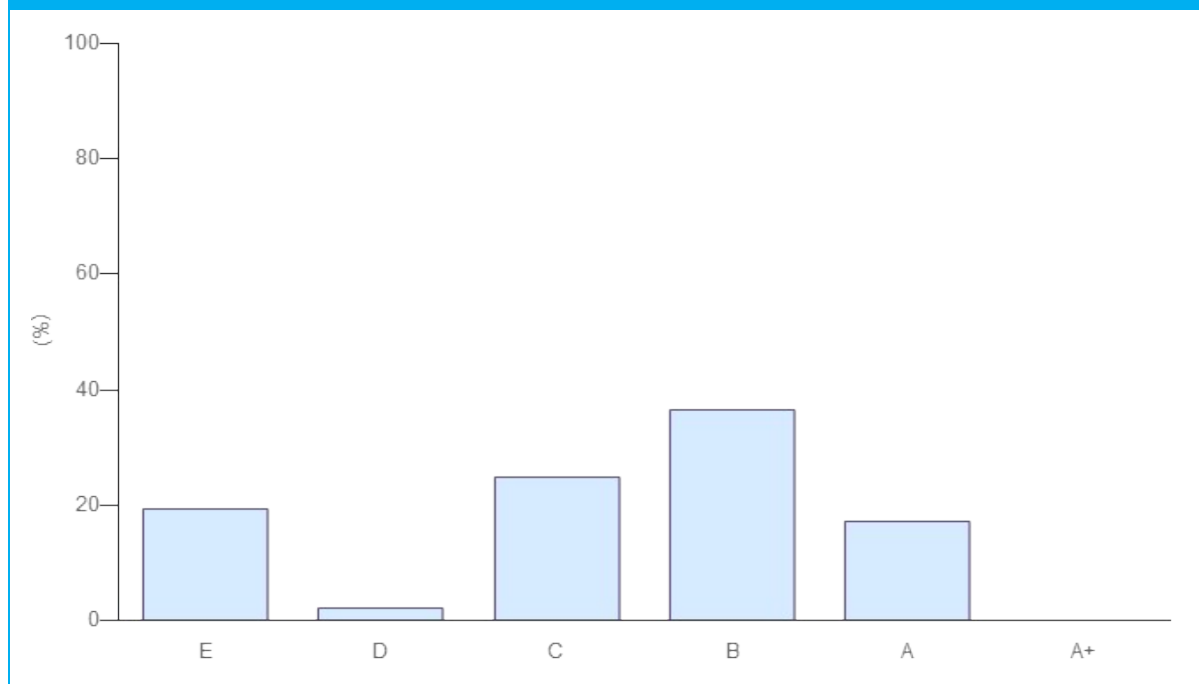


COMPARISON WITH PEERS

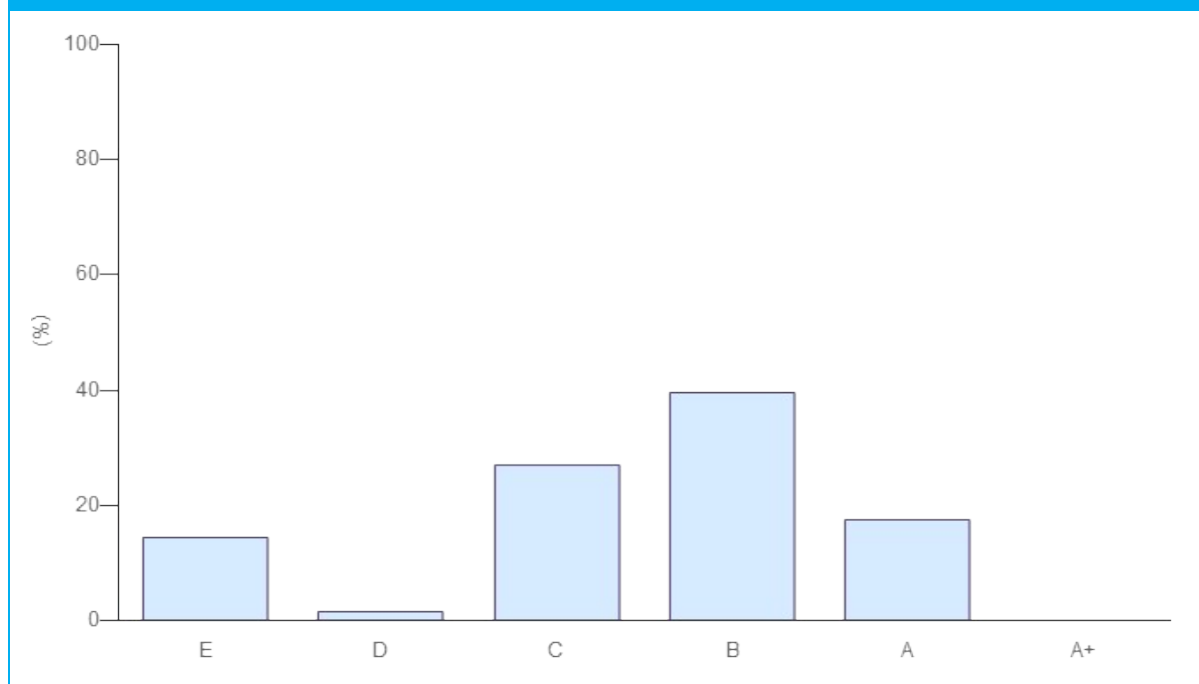
Your Direct - Fixed Income Corporate Non-Financial module score has been compared to relevant peer groups in a series of distribution charts below.

Module	DIRECT - FIXED INCOME CORPORATE NON-FINANCIAL
Band	B

Category: Asset Owner (88)



Size: > 10 (63)

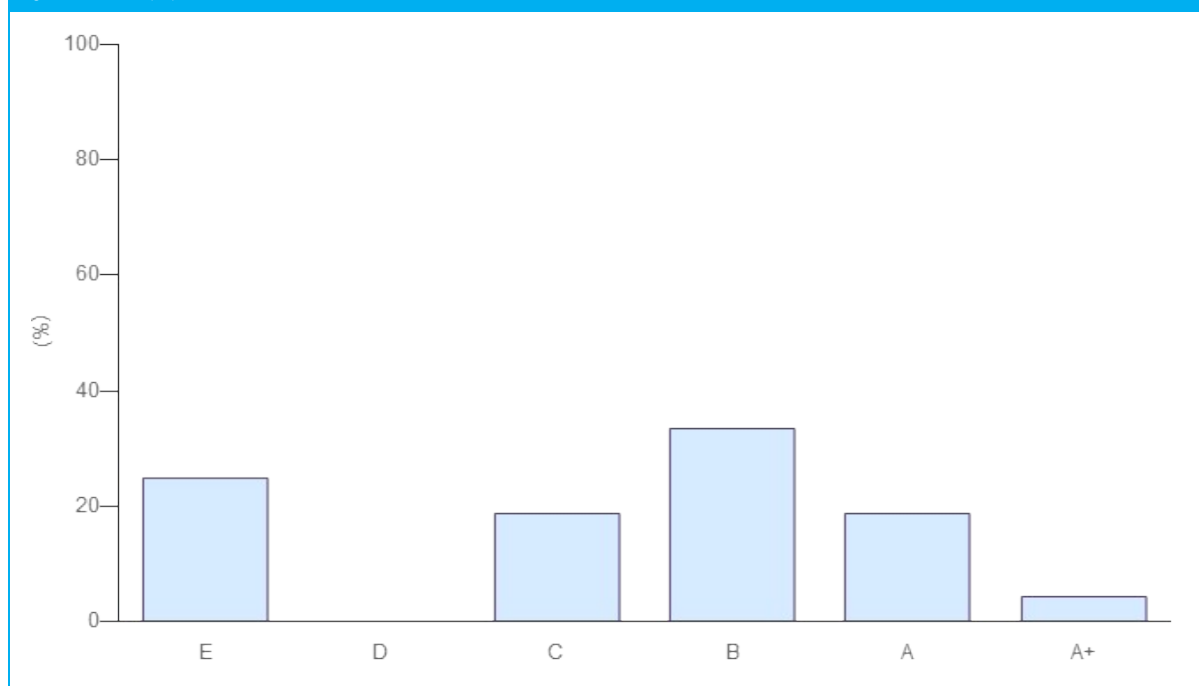


COMPARISON WITH PEERS

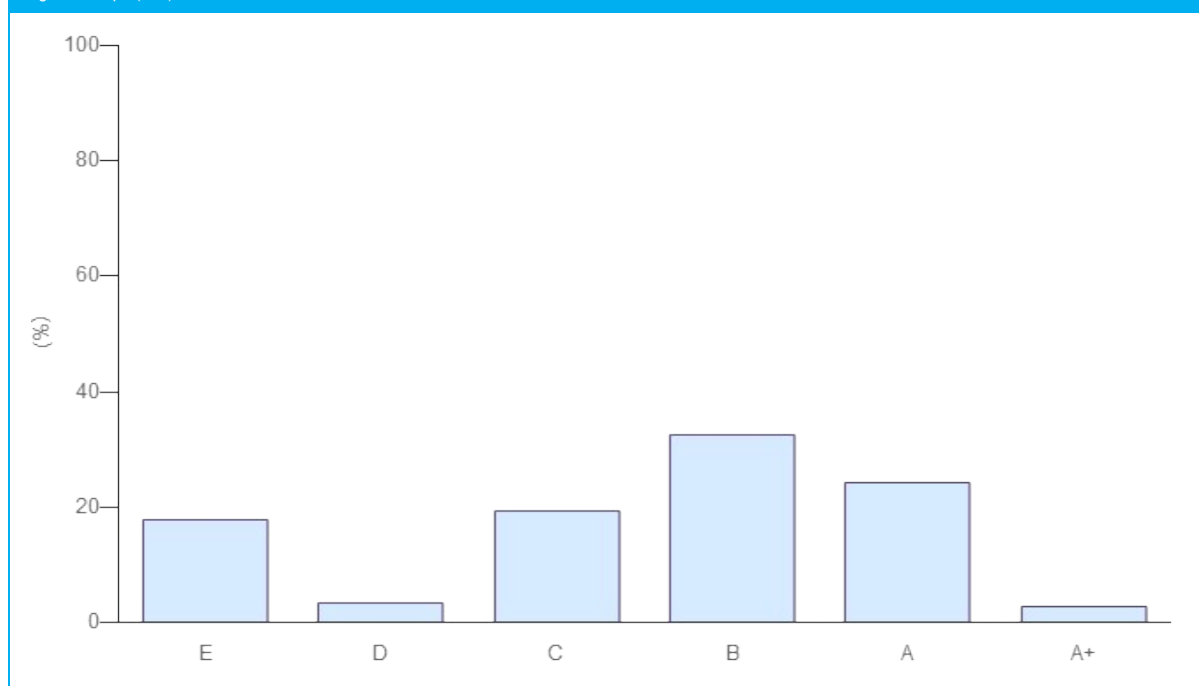
Your Direct - Fixed Income Corporate Non-Financial module score has been compared to relevant peer groups in a series of distribution charts below.

Module	DIRECT - FIXED INCOME CORPORATE NON-FINANCIAL
Band	B

Signed PRI: 2012 (48)



Region: Europe (247)



DIRECT - PROPERTY

Indicator Scorecard

This module looks at responsible investment implementation during fundraising, pre- and post-investment processes.

Module	PROPERTY
Total Score	31 ★ (out of a maximum 48 ★ from 16 indicators including the following additionally assessed indicators: PR 08, PR 18)
Band	B

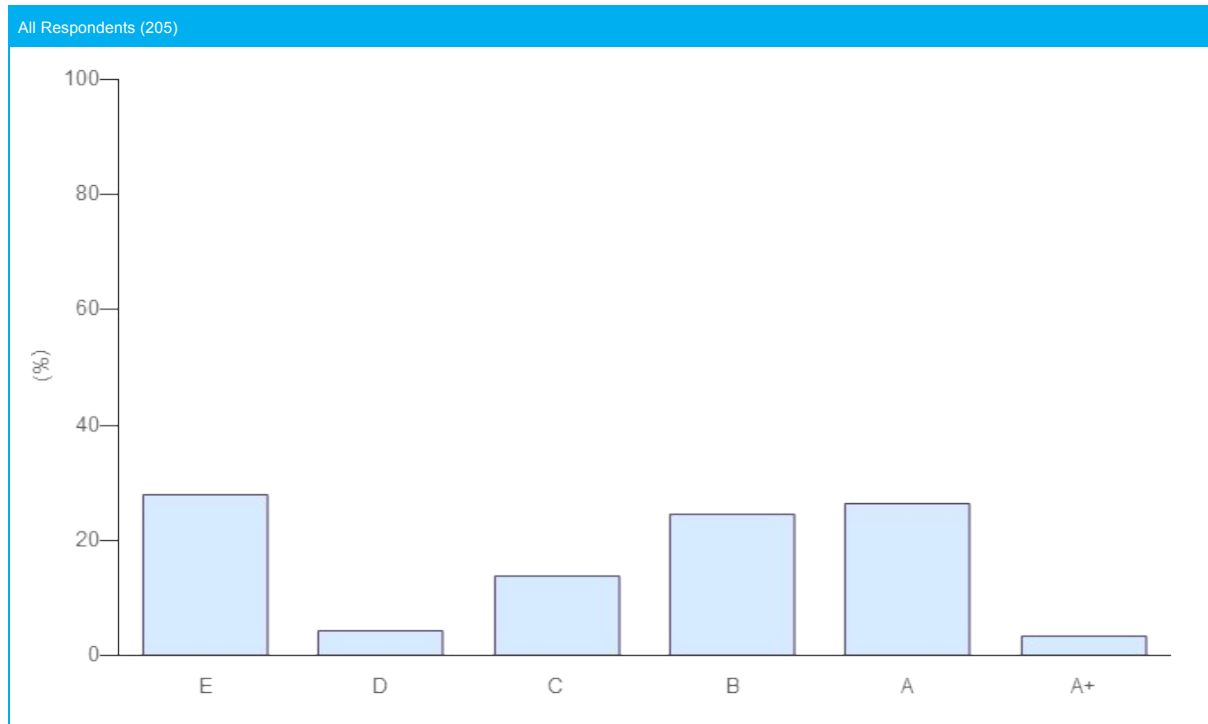
SECTION	INDICATOR			MEDIAN PEER SCORE (# PEERS)	YOUR SCORE	
	NUMBER	TYPE	TOPIC			
OVERVIEW	PR 04	CORE	Responsible Property Investment (RPI) policy	★★★★ (205)	★★★★	—
FUNDRAISING	PR 05	CORE	Fund placement documents and RI	★★★★ (130)	N/A	—
	PR 06	ADDITIONAL	Formal commitments to RI	★★★★ (111)	N/A	—
PRE-INVESTMENT	PR 07	CORE	Incorporating ESG issues when selecting investments	★★★★ (205)	★★★★☆	—
	PR 08	ADDITIONAL	Types of ESG information considered in investment selection	★★★★ (205)	★★★★	⬆️
	PR 09	CORE	ESG issues impact in selection process	★★★★ (197)	★★★★	⬆️
SELECTION, APOINTMENT & MONITORING THIRD-PARTY PROPERTY MANAGERS	PR 10a	CORE	ESG issues in selection	★★★★ (164)	☆☆☆☆	—
	PR 10b	CORE	ESG issues in appointment	★★★★ (164)	☆☆☆☆	—
	PR 10c	CORE	ESG issues in monitoring	★★★★ (164)	★★★★	—

SECTION	INDICATOR			MEDIAN PEER SCORE (# PEERS)	YOUR SCORE	
	NUMBER	TYPE	TOPIC			
POST-INVESTMENT	PR 12	CORE	ESG targets that were set and monitored	★★★★ (205)	★★★	—
	PR 14a	CORE	Developments and refurbishments	★★★★ (202)	★★★★	—
	PR 14b	CORE	ESG Considerations	★★★★ (205)	★★★★	—
	PR 15	CORE	Occupier engagement	★★★★ (205)	★★★	—
	PR 16	ADDITIONAL	Green leases or MOUs	★★★★ (205)	★★★	—
	PR 17	ADDITIONAL	Proportion of assets engaged with on community issues	★★★★ (205)	★★★	—
OUTPUTS	PR 18	ADDITIONAL	ESG issues affected financial/ESG performance	★★★★ (205)	★★★★	—
COMMUNICATION	PR 20a	CORE	Disclosure of approach to public	★★★★ (205)	★★★★	—
	PR 20b	CORE	Disclosure of approach to clients/beneficiaries	★★★★ (205)	★★★★	—

COMPARISON WITH PEERS

Your Direct - Property module score has been compared to relevant peer groups in a series of distribution charts below.

Module	DIRECT - PROPERTY
Band	B

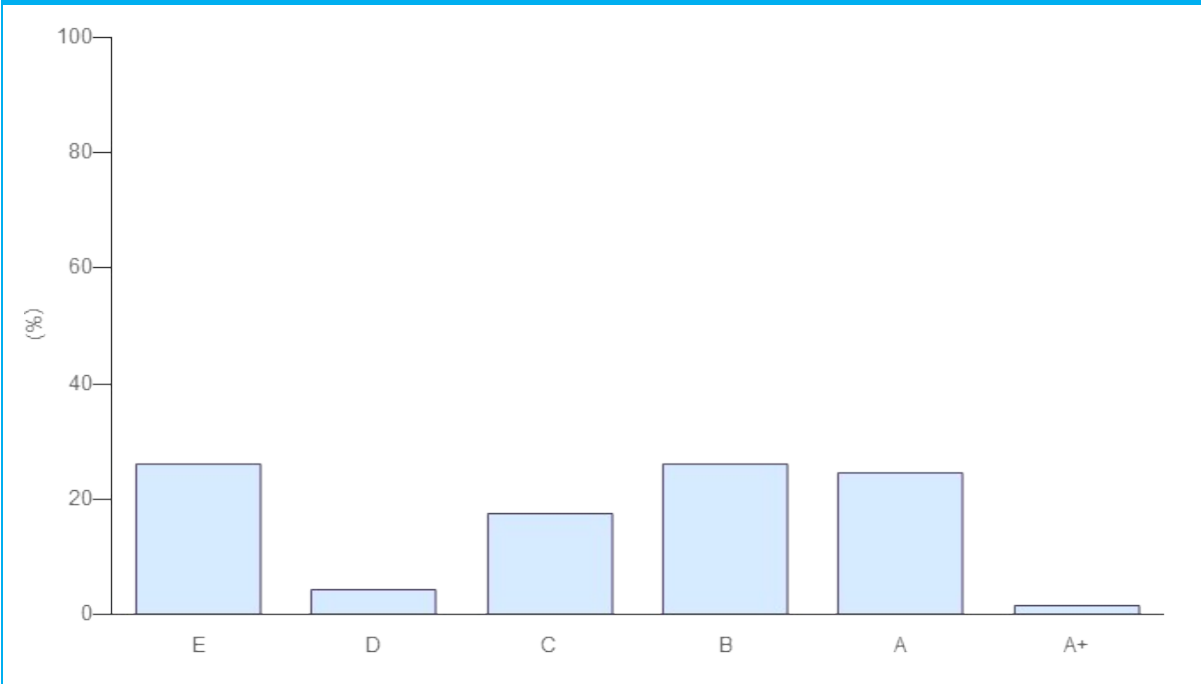


COMPARISON WITH PEERS

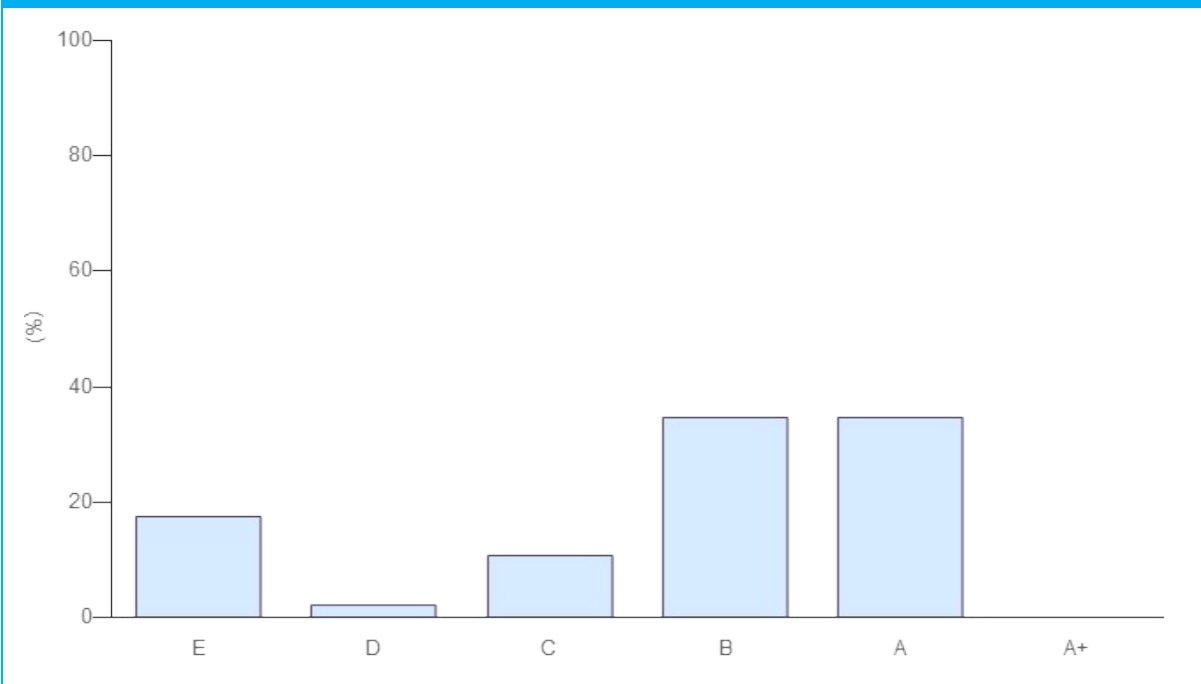
Your Direct - Property module score has been compared to relevant peer groups in a series of distribution charts below.

Module	DIRECT - PROPERTY
Band	B

Category: Asset Owner (69)



Size: > 10 (46)

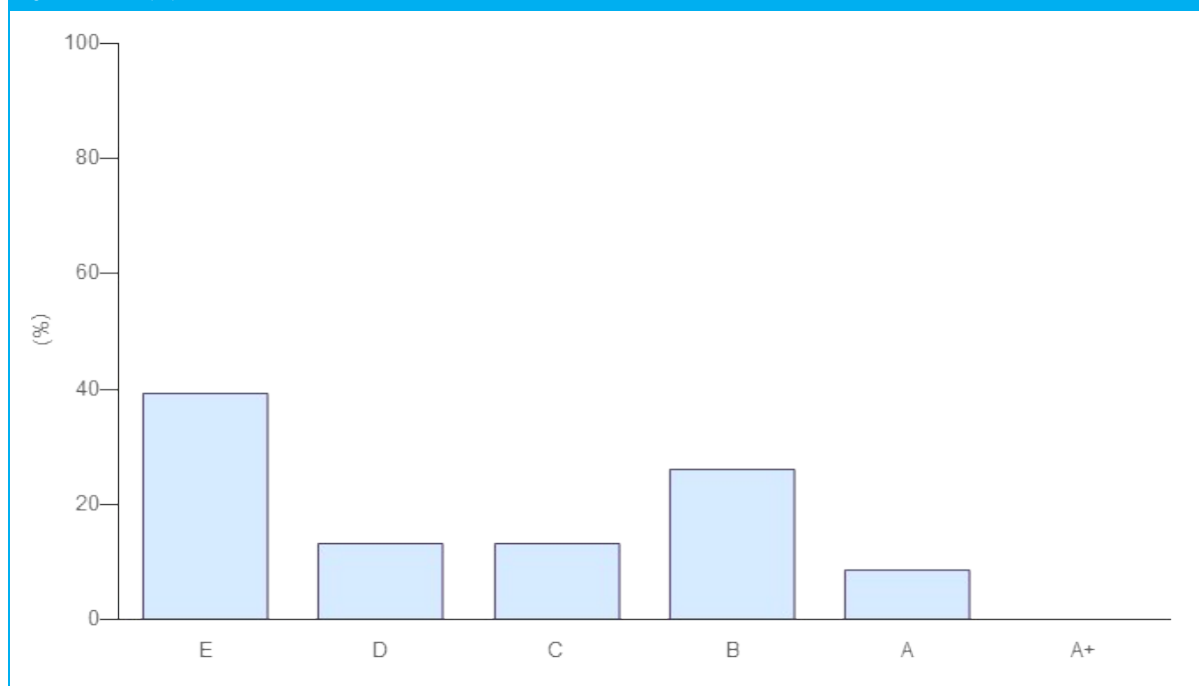


COMPARISON WITH PEERS

Your Direct - Property module score has been compared to relevant peer groups in a series of distribution charts below.

Module	DIRECT - PROPERTY
Band	B

Signed PRI: 2012 (23)



Region: Europe (112)

