



Water Damage Prevention Program



Water and liquid damage, often referred to as "internal flood" in emergency management, can inflict substantial harm on facilities. To effectively address this hazard, it is crucial to implement a comprehensive water and liquid damage emergency operations plan (EOP). Our Water Damage Prevention Program is designed to guide you through this process.


This program is structured as a 16-step process, divided into four essential sections: Mitigation, Preparedness, Response, and Recovery. Each section encompasses critical steps that collectively ensure a robust and effective Emergency Operations Program (EOP).

Following all the steps outlined in these four sections helps ensure a comprehensive and effective approach to managing water and liquid damage, helping safeguard your facility against potential internal floods.

 Mitigation	 Preparedness
<ol style="list-style-type: none"> 1 Commissioning and Recommissioning plans for new and existing piping networks for construction / renovation projects. 2 Mechanical, Plumbing, Fire Protection, and other process piping valve location identification and charting. 3 Water, temperature, and other liquid sensors. 4 Wet work permits. 5 W-Rated firestopping products in floor ceiling assemblies. 6 Specific mitigation measures for critical equipment areas. 	<ol style="list-style-type: none"> 7 Preventive maintenance standards for fire protection and other mechanical, plumbing, and process piping networks, including valves. 8 A regularly scheduled building envelope assessment, including roof system and drainage, cladding, and glazing. 9 A regularly scheduled grounds assessment of storm drains. 10 Water and liquid spill response cart(s) to handle small spill incidents. 11 Staff training on responding to water and liquid damage. 12 Vendor training on liquid damage prevention.

Incorporate the following EOP elements:

 Response	 Recovery
<ol style="list-style-type: none"> 13 A "First 24-hour response plan. 14 Signed contract with large loss mitigation vendor(s). 15 Signed contract with professional equipment restoration vendors. 	<ol style="list-style-type: none"> 16 Loss handling matrix for facilities and risk management.



For more information or guidance, contact us:

(800) 982-5964
risk.engineering@zurichna.com
zrsmarketplace.zurich.com/us/solutions/property/water-damage-prevention

Important Notice:

Only you can make your workplace safe. Any risk management duties of your company cannot be delegated and Zurich Insurance Group Ltd or any of its subsidiaries (hereinafter "Zurich") accepts no delegation and cannot assume any of those risk management duties and/or decisions. Zurich will assist you by providing the specific risk management consulting and services for which you have contracted. Zurich makes no warranties in conjunction with those services, and it undertakes no obligations other than as set out in the contract. All information contained in this document has been compiled and obtained from sources believed to be reliable and credible but no representation or warranty, express or implied, is made by Zurich as to their accuracy or completeness. Some of the information contained herein may be time sensitive. Thus, you should consult the most recent referenced material. In the United States of America, risk services are available to qualified customers through The Zurich Services

Confidential: For questions related to the duplication or distribution of this document, please contact the author specified under General Information (see "Assessed by") or ask your Zurich representative.