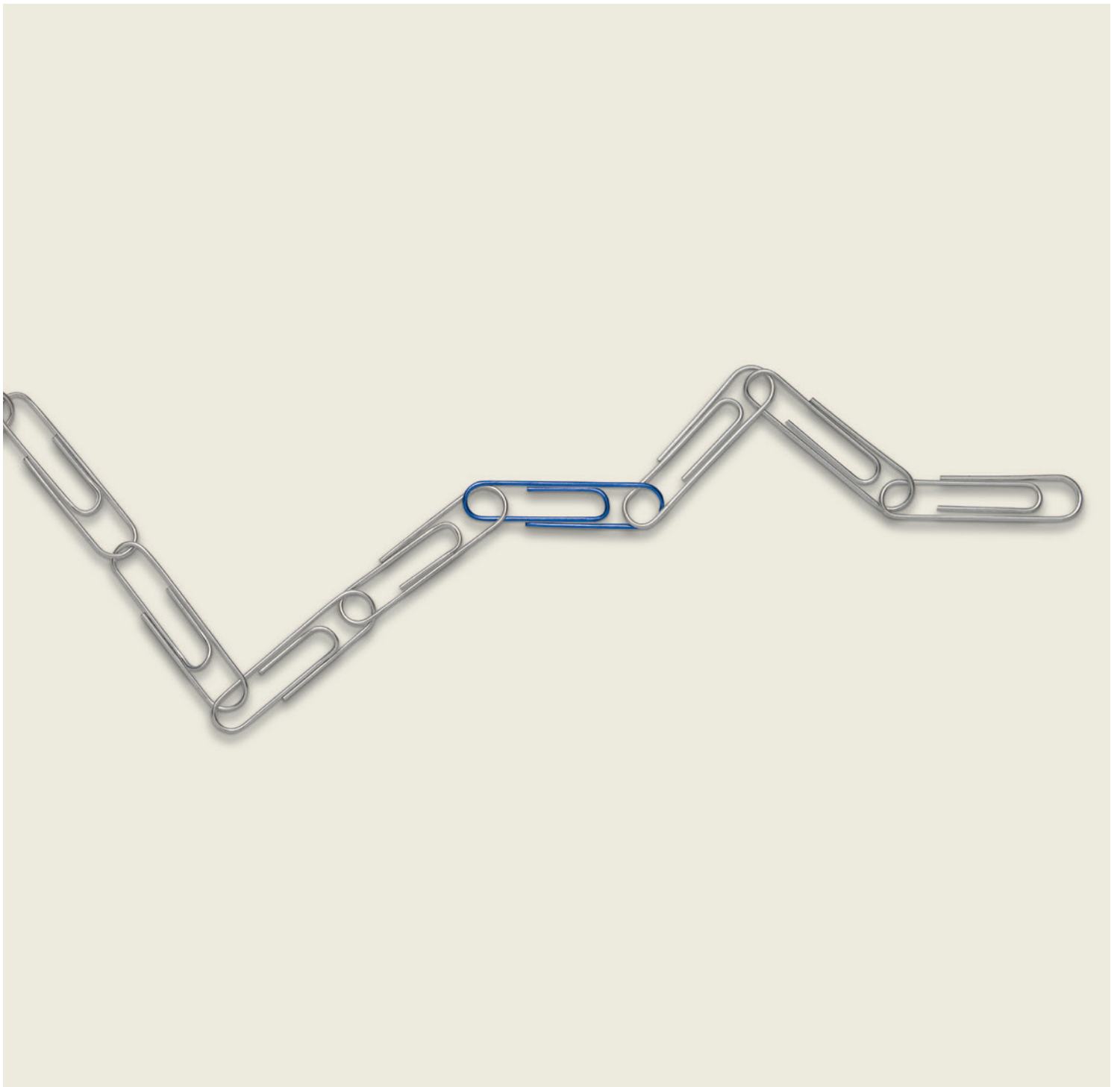


Zurich Benchmarking

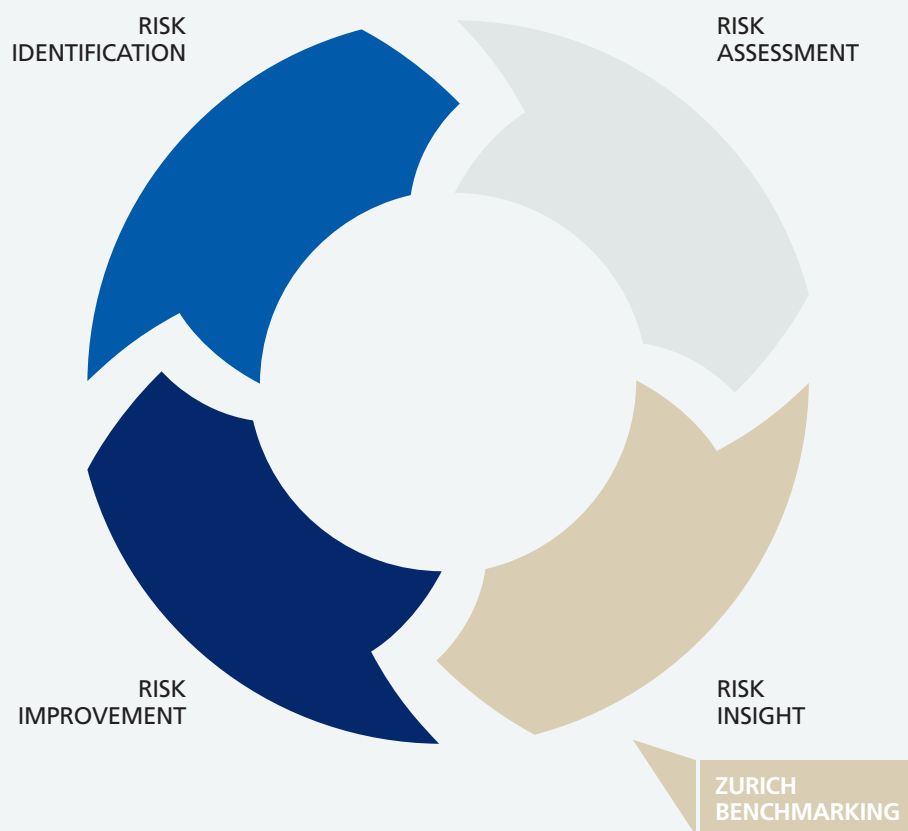
Helping you understand risks across your business



At Zurich we have the data, experience and tools to deliver insights at every stage of your risk management journey. Our consistent approach makes planning for the unexpected easier, helping you implement your organisational risk management strategy effectively and efficiently.

Support at every step

Zurich Benchmarking helps give you a deeper understanding of risk across all of your locations, and highlights priority areas for improvement. It is a key element of our support at the risk insight stage.



See the whole risk picture

Through Zurich Benchmarking our Risk Engineers will give you a risk quality grading for each of your locations. We base these risk gradings on the exposure and/or controls that exist for a wide range of risk factors, which we also weigh according to their relative importance.

Using your risk quality gradings you can:


- compare your own business units and locations
- understand how your business measures up against other businesses in your industry and geographic regions.

Gain a clearer view

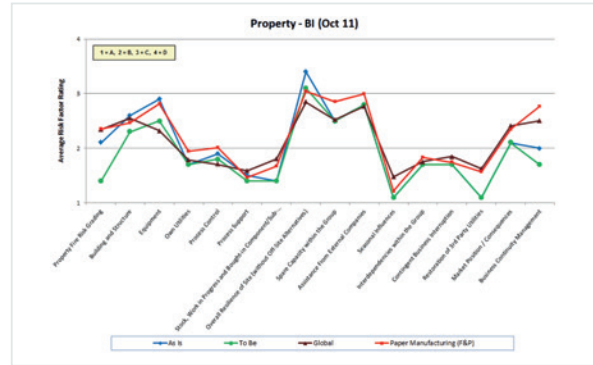
Our Zurich Benchmarking services present risk-grading information in a highly visual way, making it easier for you to quickly identify areas where action is required.

By understanding which aspects of your business are under- or over-performing, you can plan strategically, prioritize corrective actions and focus your risk management budget in a way that will achieve the greatest improvements.

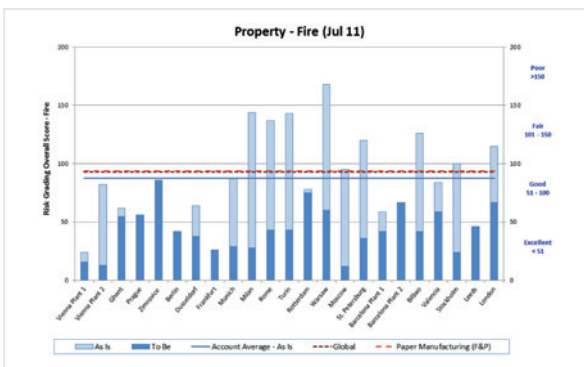
The graphs and charts below are a selection of the possible analyses.



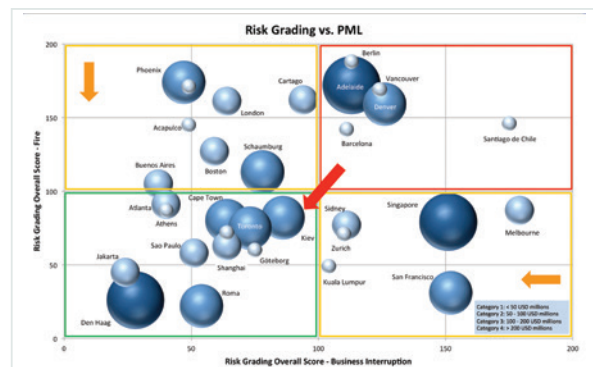
Risk Factor Overview: This provides an at-a-glance view of all locations and their risk-grading and risk-factor scores, before and after risk improvements have been made.



Risk Factor Benchmarking: This converts the risk-factor scores to numeric values and displays the average scores – both ‘as is’ and ‘to be’ – compared to an industry benchmark. This enables you to compare particular features of your risk with your peers and across geographic regions.



Location Benchmarking: This shows the ‘as is’ and ‘to be’ risk-grading scores for each location along with the portfolio average, the industry benchmark and geographic region, allowing easy comparison.



Risk Grading v Value at Risk: This chart illustrates how each site’s risk grading compares to its potential for significant loss. The location of the bubble provides guidance on the risk grading for both property (fire) and property (business interruption) risks, while the size of the bubble is an indicator of the maximum size of any major loss.

Find out more

For more information on Zurich Benchmarking and our other risk engineering services, please visit www.zurich.com/riskengineering

Zurich Insurance Group Ltd.

Mythenquai 2 CH-8022 Zurich – Switzerland

www.zurich.com

This is intended as a general description of certain types of insurance and services available to qualified customers through subsidiaries within the Zurich Insurance Group Ltd. including, in the United States, Zurich American Insurance Company, 1400 American Lane, Schaumburg, Illinois 60196, and, in Canada, Zurich Insurance Company Ltd, 100 King Street West, Toronto ON M5X 1C9, and, outside the US and Canada, Zurich Insurance Plc, Zurich House Ballsbridge Park, Dublin 4, Ireland, Zurich Insurance Company, Mythenquai 2, 8002 Zurich, Switzerland, Zurich Australian Insurance Limited, 5 Blue Street, North Sydney, NSW 2060, Australia and further legal entities, as may be required by local jurisdiction (collectively herein referred to as "Zurich"). In case you may have questions on any of these entities, please contact us at webdesk@zurich.com. Zurich and its employees do not assume any liability of any kind whatsoever, resulting from the use, or reliance upon any information, material, tool or procedure contained herein. Zurich and its employees do not guarantee particular outcomes and there may be conditions on your premises or within your organization which may not be apparent to us. You are in the best position to understand your business and your organization and to take steps to minimize risk, and Zurich wishes to assist you by providing the information and tools to help you assess your changing risk environment. Risk engineering services in the United States of America are provided by The Zurich Services Corporation. Your policy is the contract that specifically and fully describes your coverage, terms and conditions. Coverages and rates are subject to individual insured meeting our underwriting qualifications and product availability in applicable states. Some coverages may be written on a nonadmitted basis through licensed surplus lines brokers.

© 2015 Zurich