

USER GUIDE

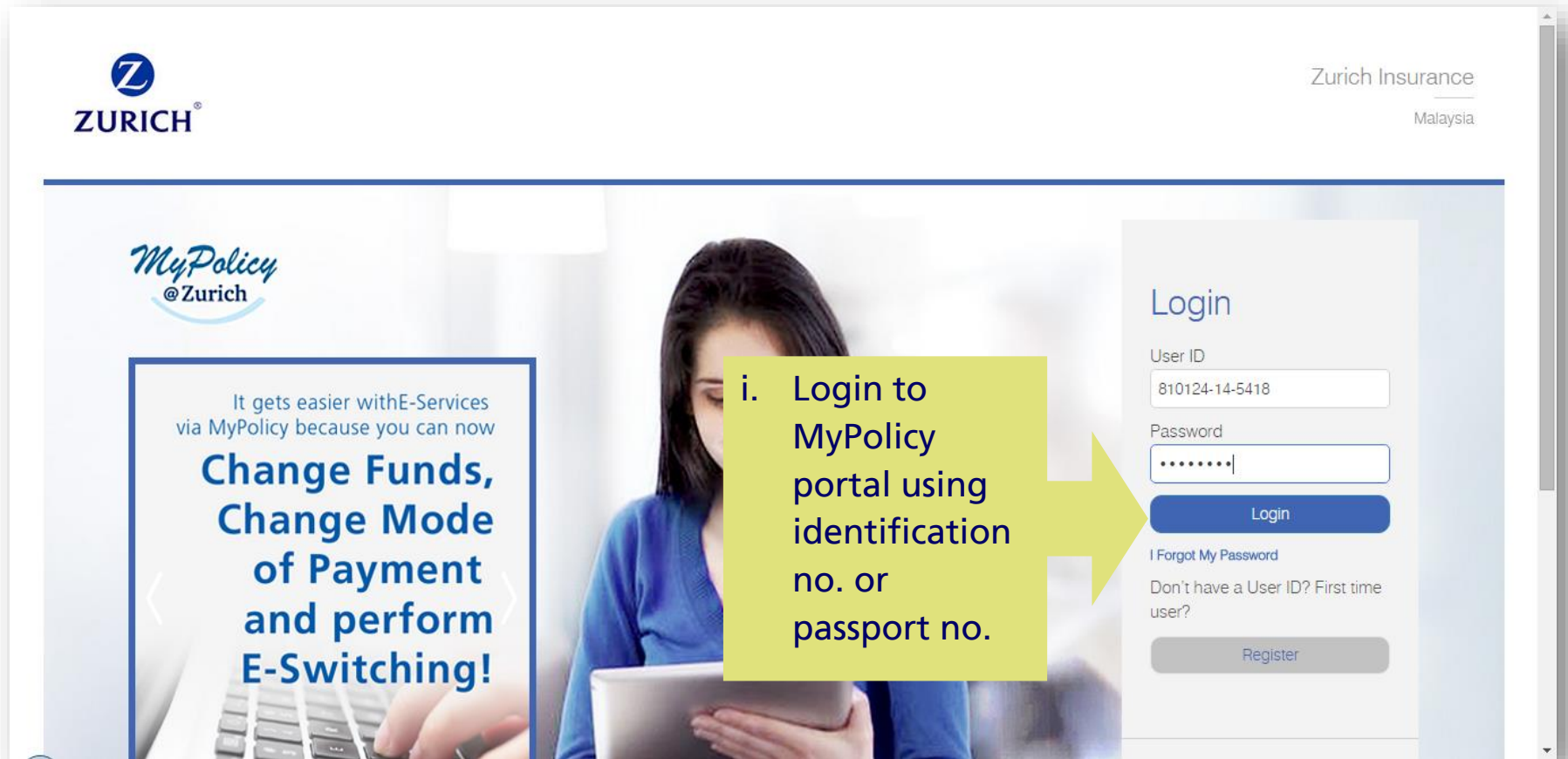
Direct Debit Recurring Payments using Credit/Debit Card for Life Insurance Premiums via MyPolicy portal

October 2019

DIRECT DEBIT FACILITY



Step 1: Login to MyPolicy at mypolicy.zurich.com.my



Zurich Insurance
Malaysia

MyPolicy
@Zurich

It gets easier with E-Services via MyPolicy because you can now

**Change Funds,
Change Mode
of Payment
and perform
E-Switching!**

i. Login to MyPolicy portal using identification no. or passport no.

Login

User ID
810124-14-5418

Password
.....|

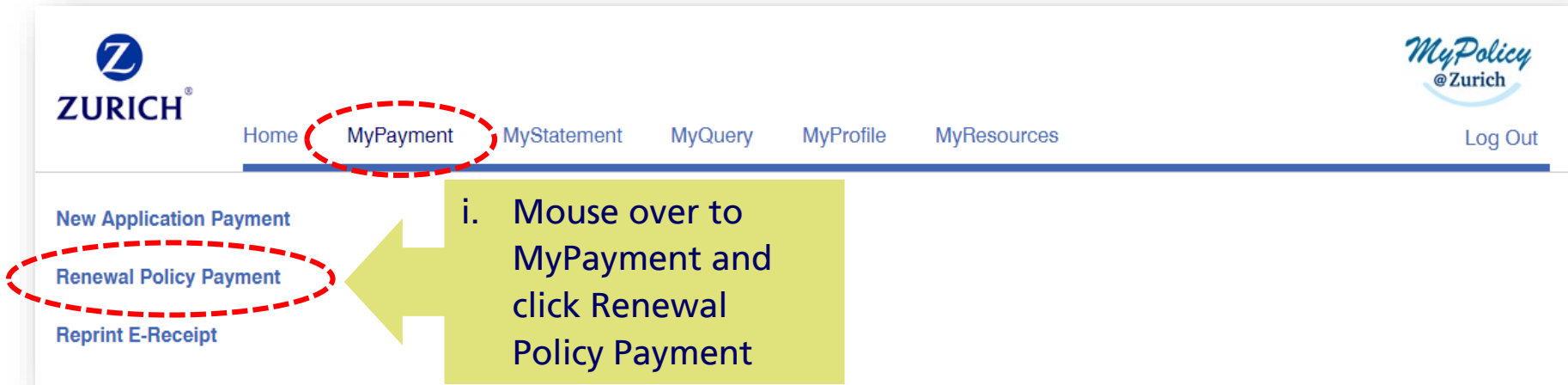
Login

I Forgot My Password

Don't have a User ID? First time user?

Register

Step 2: Click Renewal Policy Payment



ZURICH Home **MyPayment** MyStatement MyQuery MyProfile MyResources Log Out

MyPolicy @Zurich

- New Application Payment
- Renewal Policy Payment**
- Reprint E-Receipt

i. Mouse over to MyPayment and click Renewal Policy Payment

Step 3: Select the policy number for a one (1) time payment and enrolment for auto debit recurring payments

Renewal Policy Payment

Pay All	Policy No.	Insured Name	Due Date	Payment Type	Due Amount	Payment Amount
<input type="checkbox"/>	41500	LEE	06 Oct 2019	Premium Due	400.00	<input type="text" value="0.00"/>
<input checked="" type="checkbox"/>	6180	LEE	13 Oct 2018	Premium Due	75.00	<input type="text" value="75.00"/>
<input type="checkbox"/>	M1201	LEE	22 Jul 2018	Premium Due	416.52	<input type="text" value="0.00"/>
<input type="checkbox"/>	M0110	UAT LEE	05 Feb 2008	Premium Due	100.00	<input type="text" value="0.00"/>










i. Select the policy number



Overdue

Total Payment Amount (RM):

Step 4: Select the Credit Card option and click Confirm

Select Payment Method:

Bank Account         

Credit Card  

[Disable your pop up blocker before proceed](#)

i. Select the credit card option

ii. Click Confirm

Step 5: Key in card details, check the 'Recurring' box and click Submit

Secure Payment Page

Please key in your credit card details to complete your participation. All fields are mandatory and must be completed before your payment can be processed. All exchanged information over this website will be encrypted to prevent them from being stolen or intercepted.

Enter Your Payment Information

Card Holder Name *

Nurul

Credit Card No. *

40120003

Expiry Date *

January

2023

CVV/CV2 *

...

Recurring Payment Information

Certificate No	Participant	Amount	Recurring
T1414	NURUL	124.43	<input checked="" type="checkbox"/>

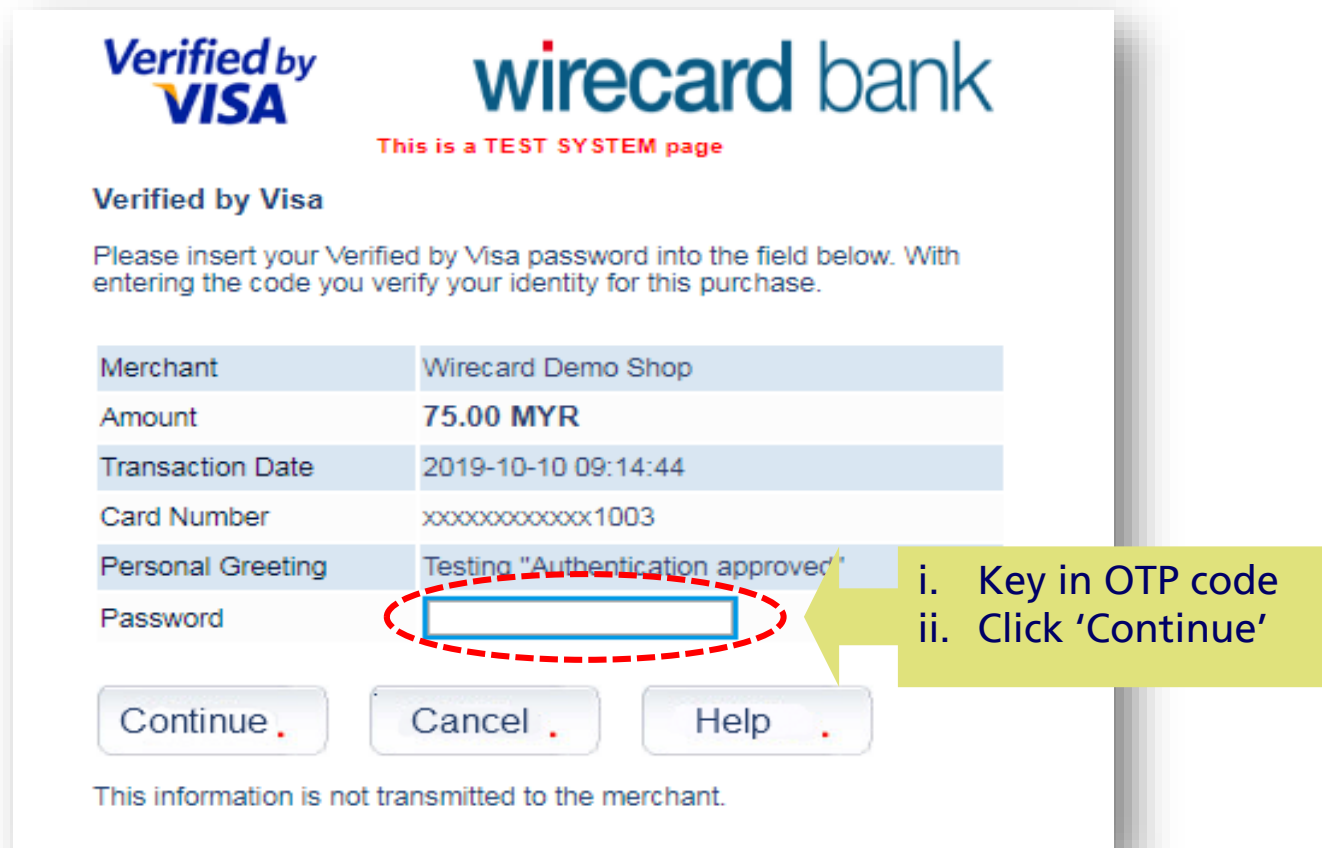
Your Transaction Information

Transaction Information	
Order No.:	ZM20191010000075
Amount (RM)	124.43

We collect confidential information that goes to...

- i. Key in card details for a one (1) time payment
- ii. Check the 'Recurring' box if you wish to enrol for auto debit recurring payments.
- iii. Click Submit

Step 6: Key in the OTP code received on mobile phone and click Continue



Verified by VISA **wirecard bank**
This is a TEST SYSTEM page

Verified by Visa

Please insert your Verified by Visa password into the field below. With entering the code you verify your identity for this purchase.

Merchant	Wirecard Demo Shop
Amount	75.00 MYR
Transaction Date	2019-10-10 09:14:44
Card Number	xxxxxxxxxxxx1003
Personal Greeting	Testing "Authentication approved"
Password	<input type="password"/>

Continue **Cancel** **Help**

This information is not transmitted to the merchant.

- i. Key in OTP code
- ii. Click 'Continue'

Step 7: Download/print e-Receipt

Payment Status

Order No.	CM20191010000042
Bank Reference No.	c780258e-3b65-4091-9ffc-0d6006326e01
Transaction Status	Success

CLOSE

PRINT E-RECEIPT

i. Download/print e-receipt